



US00D482067S

(12) **United States Design Patent**
Yang

(10) **Patent No.:** **US D482,067 S**

(45) **Date of Patent:** **** Nov. 11, 2003**

(54) **PEN**

(76) **Inventor:** **Chi-Nan Yang**, 1F, No. 20, Lane 134,
Lien-Cheng Rd., Chung-Ho City, Taipei
Hsien (TW)

(**) **Term:** **14 Years**

(21) **Appl. No.:** **29/172,499**

(22) **Filed:** **Dec. 11, 2002**

(51) **LOC (7) Cl.** **19-06**

(52) **U.S. Cl.** **D19/50; D19/51; D19/47;**
D19/56

(58) **Field of Search** **D19/35, 36, 41-51,**
D19/53-58, 81-85; 401/6, 7, 88, 99, 100,
101, 103-106, 107-110, 111-117, 209,
195, 52

(56) **References Cited**

U.S. PATENT DOCUMENTS

2,699,147 A * 1/1955 Rhoades 401/195
D179,053 S * 10/1956 Baker D19/51
D251,198 S * 2/1979 Horvath D19/36
D280,421 S * 9/1985 Giugiaro D19/49

D367,076 S * 2/1996 Gacia D19/51
D442,991 S * 5/2001 Smith D19/47
D454,588 S * 3/2002 Takanashi D19/43
D463,821 S * 10/2002 Nishida D19/47
D472,269 S * 3/2003 Liu D19/55
D472,577 S * 4/2003 Sakuno et al. D19/51

* cited by examiner

Primary Examiner—Martie K. Holtje

(74) *Attorney, Agent, or Firm*—Dellett and Walters

(57) **CLAIM**

The ornamental design for a pen, as shown and described.

DESCRIPTION

FIG. 1 is a front-left-top perspective view of a pen, showing my new design;

FIG. 2 is a front view thereof;

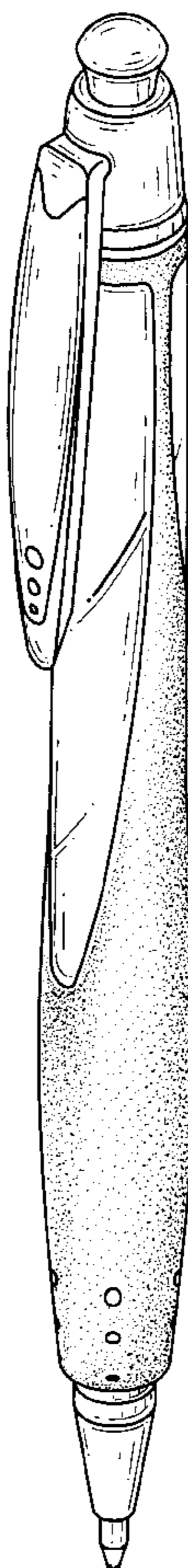
FIG. 3 is a rear view thereof;

FIG. 4 is a right side view of the design, the left side view being a mirror image thereof;

FIG. 5 is a top plan view thereof; and,

FIG. 6 is a bottom plan view thereof.

1 Claim, 4 Drawing Sheets



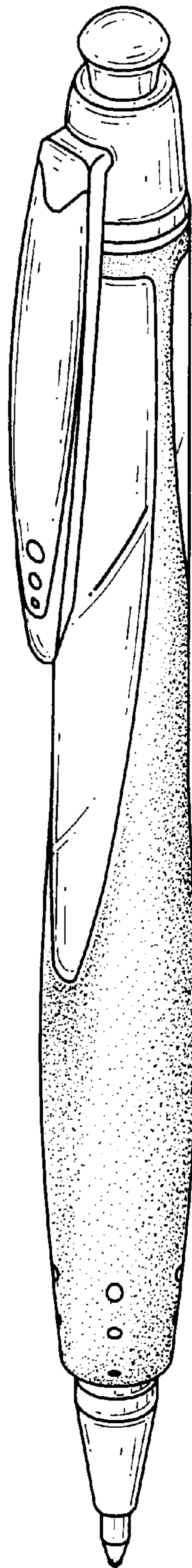


FIG. 1

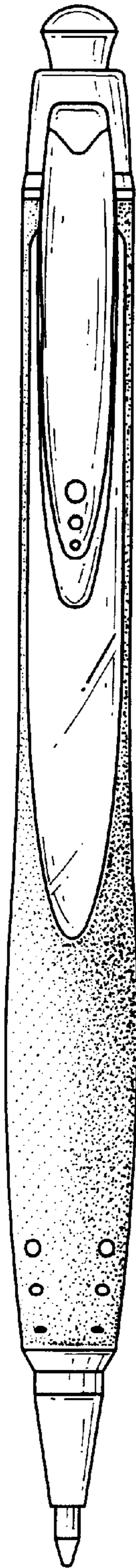


FIG. 2

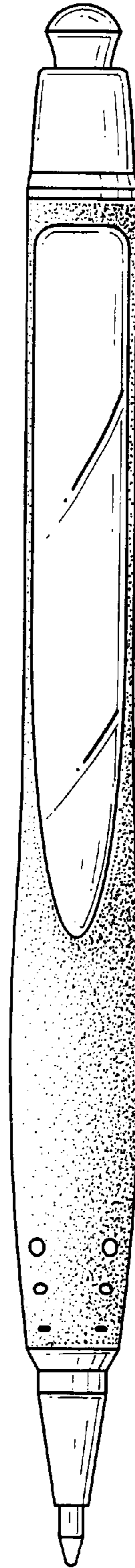


FIG. 3




FIG.4




FIG. 5

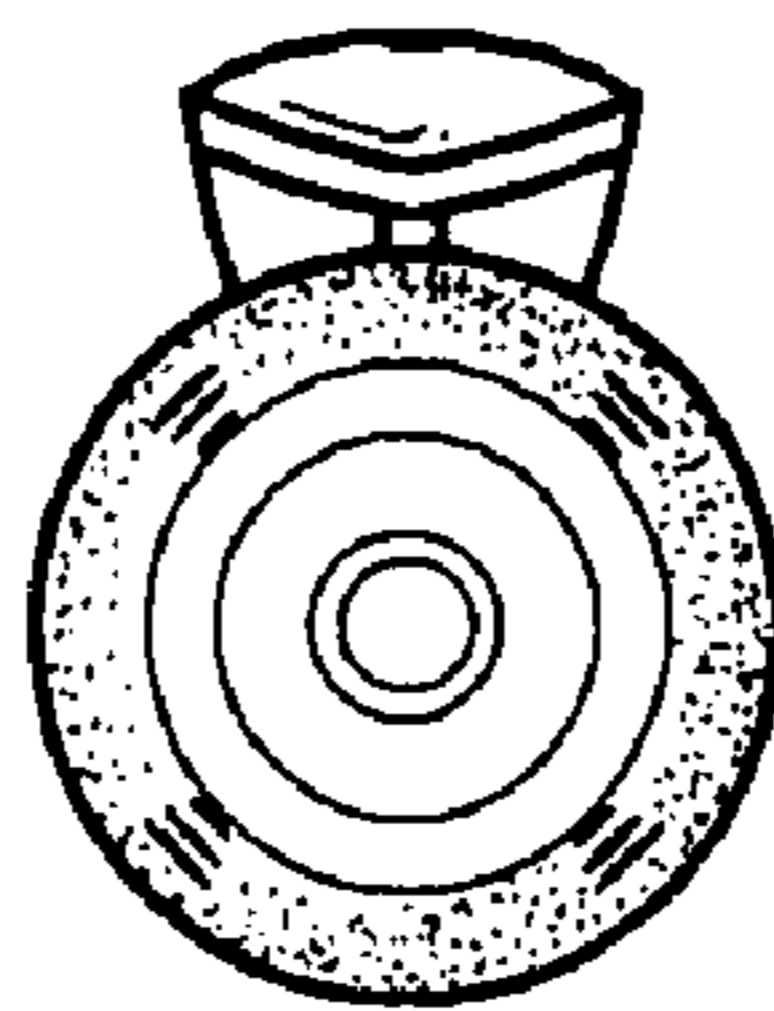


FIG. 6