



US00D482064S

(12) **United States Design Patent**
Steiner et al.

(10) **Patent No.:** **US D482,064 S**

(45) **Date of Patent:** **** Nov. 11, 2003**

(54) **COMBINATION PEN AND FAN**
(75) Inventors: **Greg Steiner**, Naperville, IL (US);
Greg Holderfield, Oak Park, IL (US);
Eric Junkel, Des Plaines, IL (US)

D354,979 S * 1/1995 Tsuji D19/36
D354,984 S * 1/1995 Tsuji D19/36
D374,251 S * 10/1996 Briggl D19/48
D380,008 S * 6/1997 Briggl D19/50
D393,000 S * 3/1998 Yang D19/42
5,965,067 A * 10/1999 Junkel et al. 261/28

(73) Assignee: **Squeeze Breeze/Circular, div GLJ, LLC**, Chicago, IL (US)

* cited by examiner

(**) Term: **14 Years**

Primary Examiner—Martie K. Holtje
(74) *Attorney, Agent, or Firm*—Gifford, Krass, Groh, Sprinkle, Anderson & Citkowski, P.C.

(21) Appl. No.: **29/172,474**

(57) **CLAIM**

(22) Filed: **Dec. 11, 2002**

We claim the ornamental design for a combination pen and fan, as shown and described.

(51) **LOC (7) Cl.** **19-06**
(52) **U.S. Cl.** **D19/36; D19/48; D19/46; D23/379**

DESCRIPTION

(58) **Field of Search** D23/370, 377, D23/379; D19/35, 36, 41–51, 53–58, 81–85; 401/52, 195, 6, 7, 88; 310/502; 261/28

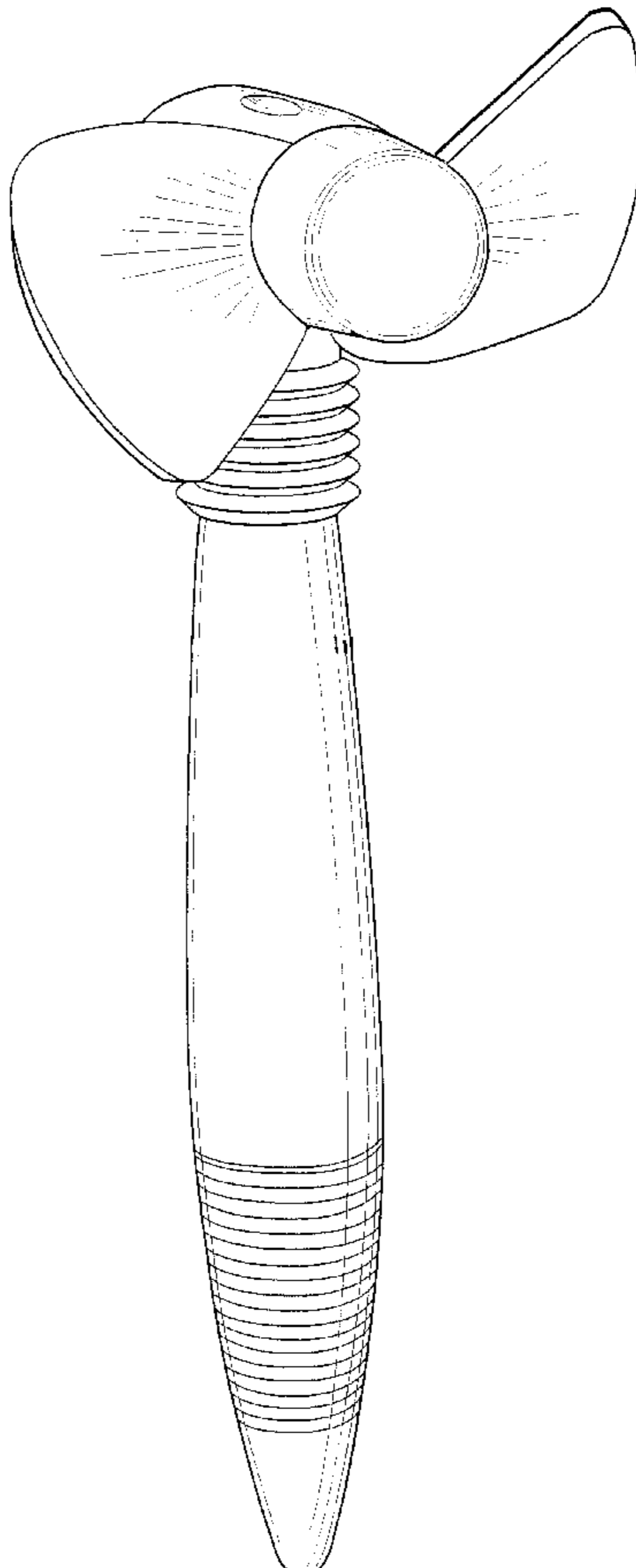
FIG. 1 is a perspective view of the combination pen and fan according to the present design;
FIG. 2 is a front view of the present design;
FIG. 3 is a right side view of the present design;
FIG. 4 is a rear view of the present design;
FIG. 5 is a left side view of the present design;
FIG. 6 is a top view of the present design; and,
FIG. 7 is a bottom view of the present design.

(56) **References Cited**

U.S. PATENT DOCUMENTS

1,473,045 A * 11/1923 Puttaert et al. 310/50
D123,633 S * 11/1940 Woodward D23/379
D289,304 S * 4/1987 Giugiaro D19/48
D334,976 S * 4/1993 Yuen D23/377

1 Claim, 3 Drawing Sheets



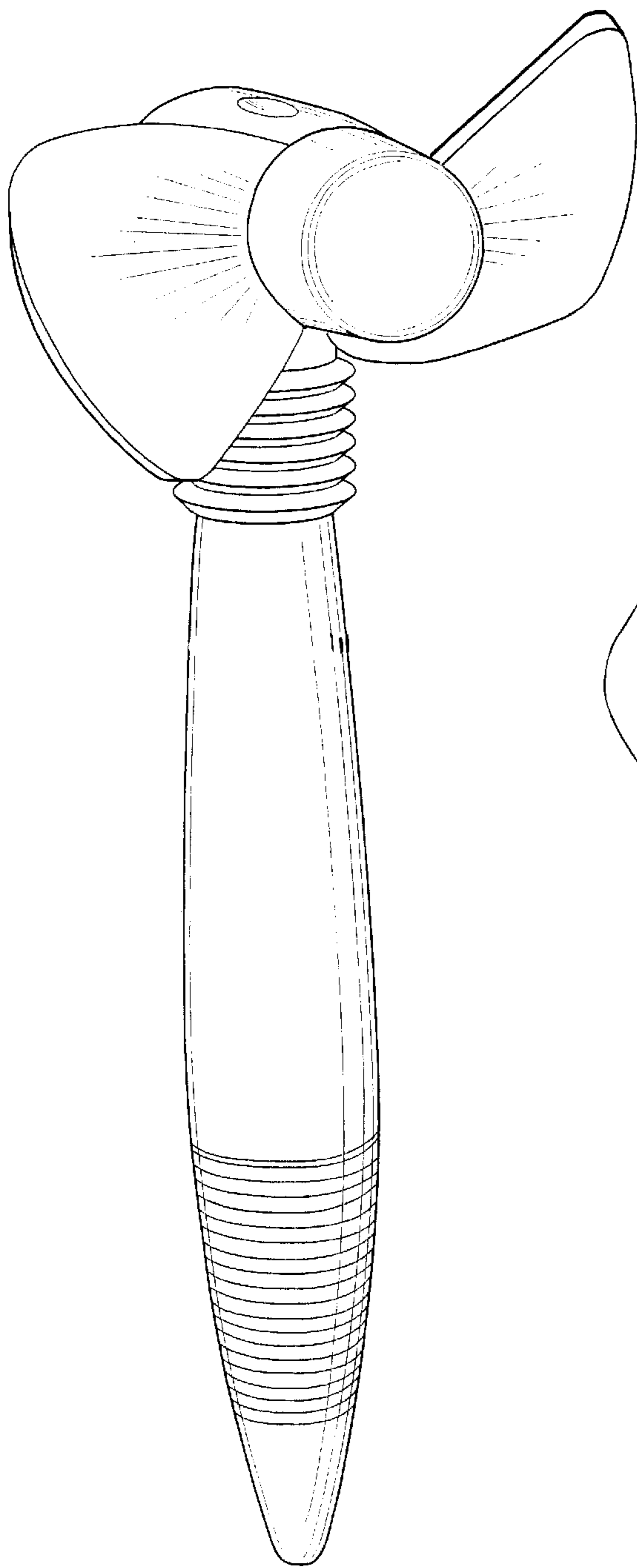


FIG - 1

FIG - 2

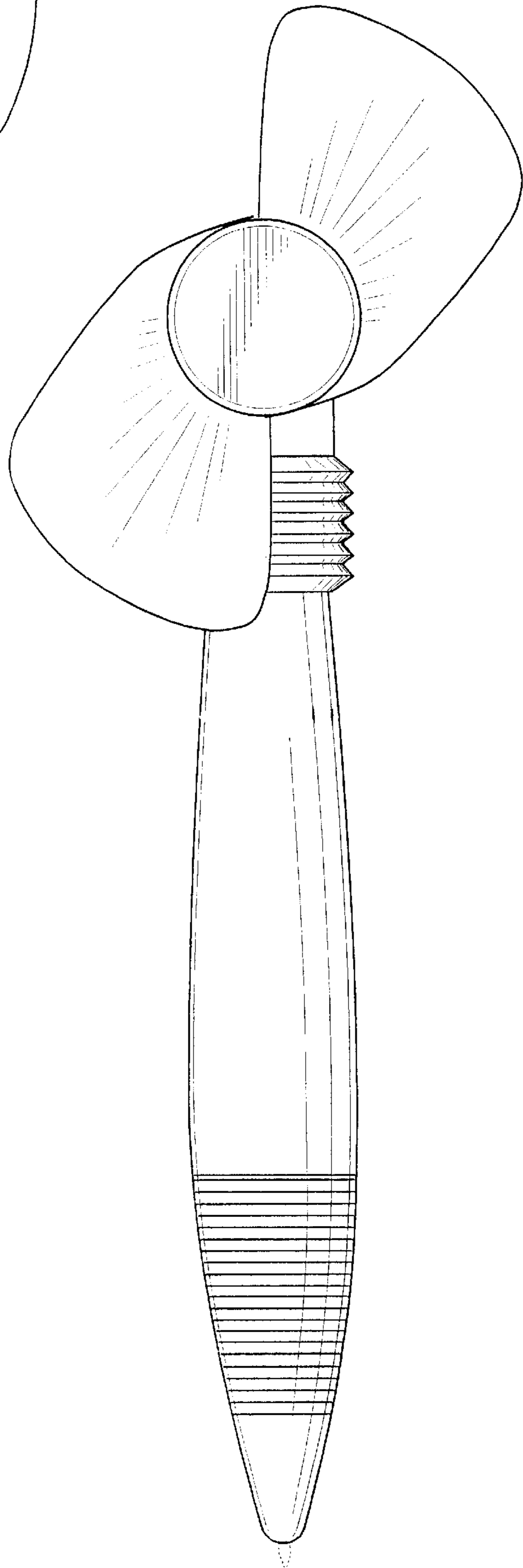


FIG - 3

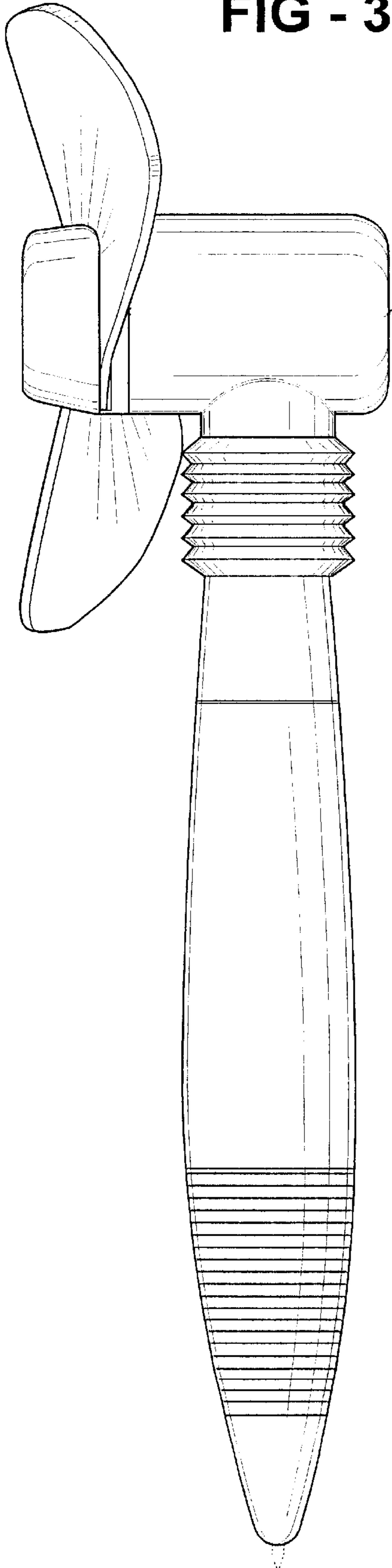
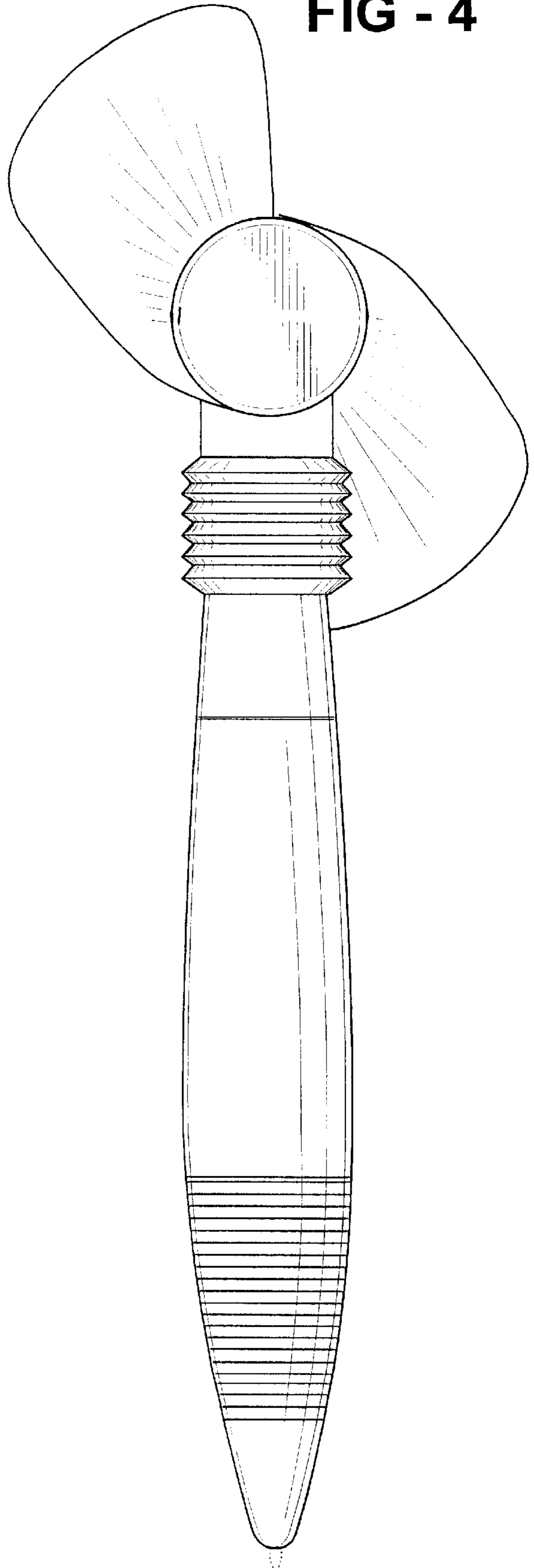


FIG - 4



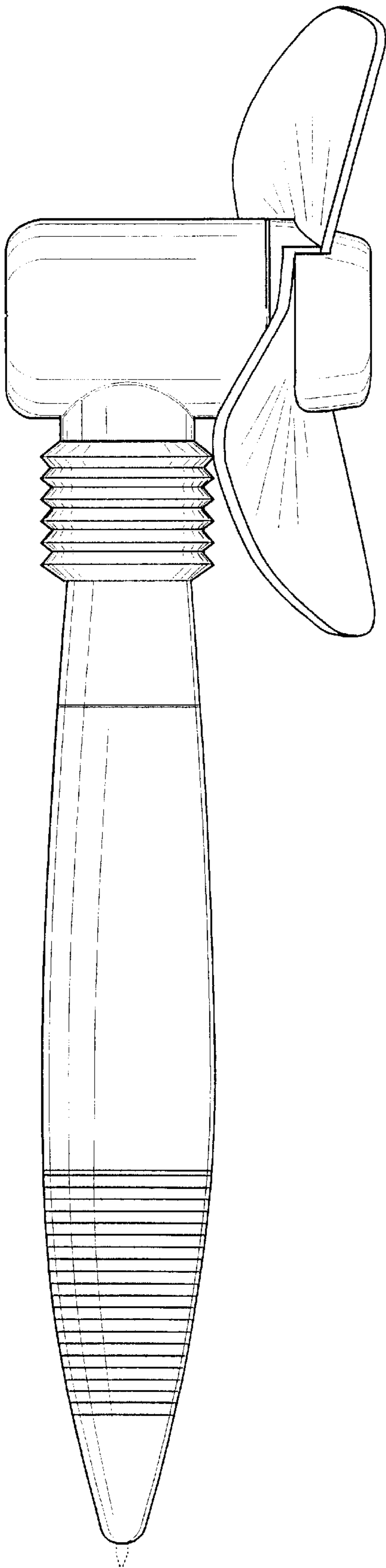


FIG - 5

FIG - 6

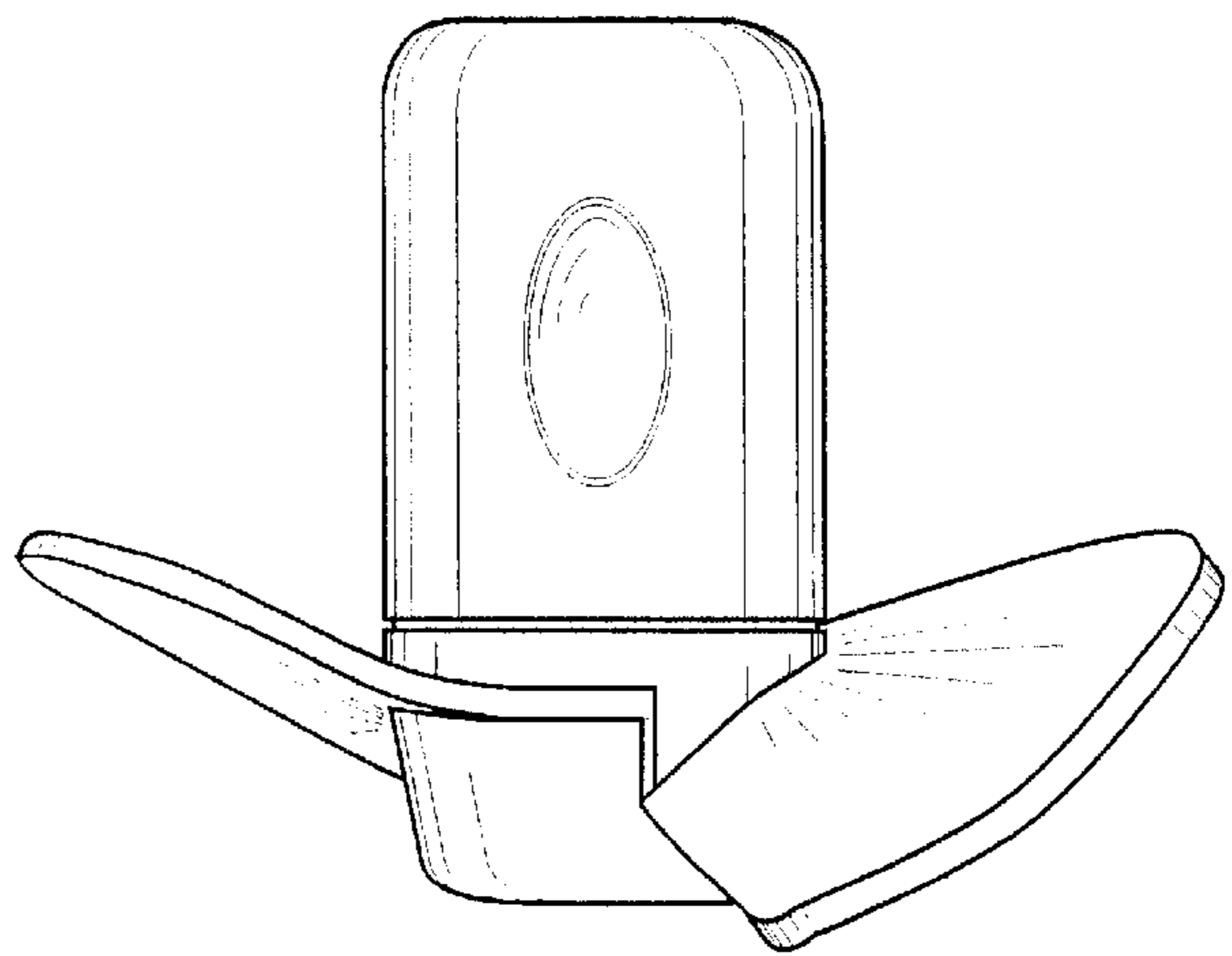


FIG - 7

