



US00D482044S

(12) **United States Design Patent**  
**Peters**

(10) **Patent No.:** **US D482,044 S**

(45) **Date of Patent:** **\*\* Nov. 11, 2003**

(54) **ICON FOR A PORTION OF AN ELECTRONIC DISPLAY**

(75) Inventor: **Anthony Peters**, Ickleford (GB)

(73) Assignee: **Xerox Corporation**, Stamford, CT (US)

(\*\*) Term: **14 Years**

(21) Appl. No.: **29/172,156**

(22) Filed: **Dec. 5, 2002**

(51) **LOC (7) Cl.** ..... **14-02**

(52) **U.S. Cl.** ..... **D14/493**

(58) **Field of Search** ..... D14/485-95; D18/24-33;  
D19/6; D20/11; D21/324-33; 345/700-26,  
764-866

(56) **References Cited**

**U.S. PATENT DOCUMENTS**

- D341,848 S \* 11/1993 Bigelow et al.
- D386,477 S \* 11/1997 Thomas

D388,419 S \* 12/1997 Polson et al.

D405,775 S \* 2/1999 Newton et al.

D422,984 S \* 4/2000 Sheehan et al.

D466,128 S \* 11/2002 Han et al.

D471,205 S \* 3/2003 Lane

D471,916 S \* 3/2003 Chaudhri et al.

D473,566 S \* 4/2003 Platz et al.

\* cited by examiner

*Primary Examiner*—M. H. Tung

(57) **CLAIM**

The ornamental design for an icon for a portion of an electronic display, as shown and described.


**DESCRIPTION**


FIG. 1 is a front view of an icon for a portion of an electronic display; and,

FIG. 2 is a front view of a second embodiment thereof.


The broken line drawing of a portion of an electronic display is for illustrative purposes only and forms no part of the claimed design.

**1 Claim, 1 Drawing Sheet**





**FIG. 1**



**FIG. 2**