



US00D482043S

(12) **United States Design Patent**  
**Peters**

(10) **Patent No.:** **US D482,043 S**

(45) **Date of Patent:** **\*\* Nov. 11, 2003**

(54) **ICON FOR A PORTION OF AN ELECTRONIC DISPLAY**

D434,422 S \* 11/2000 Thomas et al.  
D459,363 S \* 6/2002 Lee  
D461,478 S \* 8/2002 Bungert  
D473,237 S \* 4/2003 Han et al.

(75) Inventor: **Anthony Peters**, Ickleford (GB)

\* cited by examiner

(73) Assignee: **Xerox Corporation**, Stamford, CT (US)

*Primary Examiner*—M. H. Tung

(\*\*) Term: **14 Years**

(57) **CLAIM**

(21) Appl. No.: **29/172,154**

The ornamental design for an icon for a portion of an electronic display, as shown and described.

(22) Filed: **Dec. 5, 2002**

**DESCRIPTION**

(51) **LOC (7) Cl.** ..... **14-02**

(52) **U.S. Cl.** ..... **D14/493**

(58) **Field of Search** ..... D14/485-95; D18/24-33;  
D19/6; D20/11; D21/324-33; 345/700-26,  
764-866

FIG. 1 is a front view of an icon for a portion of an electronic display; and,

FIG. 2 is a front view of a second embodiment thereof.


The broken line drawing of a portion of an electronic display is for illustrative purposes only and forms no part of the claimed design.

(56) **References Cited**

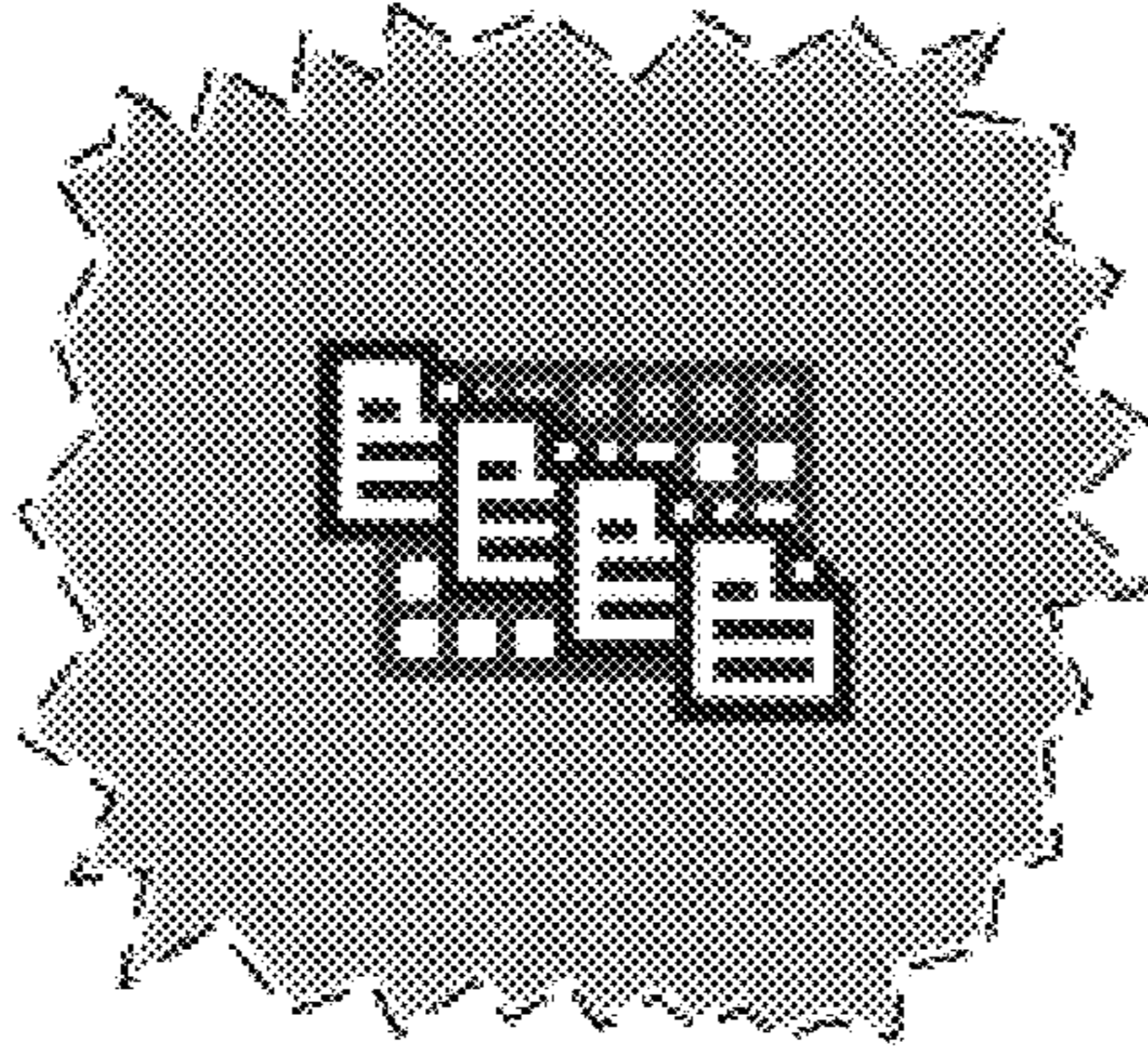
**U.S. PATENT DOCUMENTS**

D341,848 S \* 11/1993 Bigelow et al.

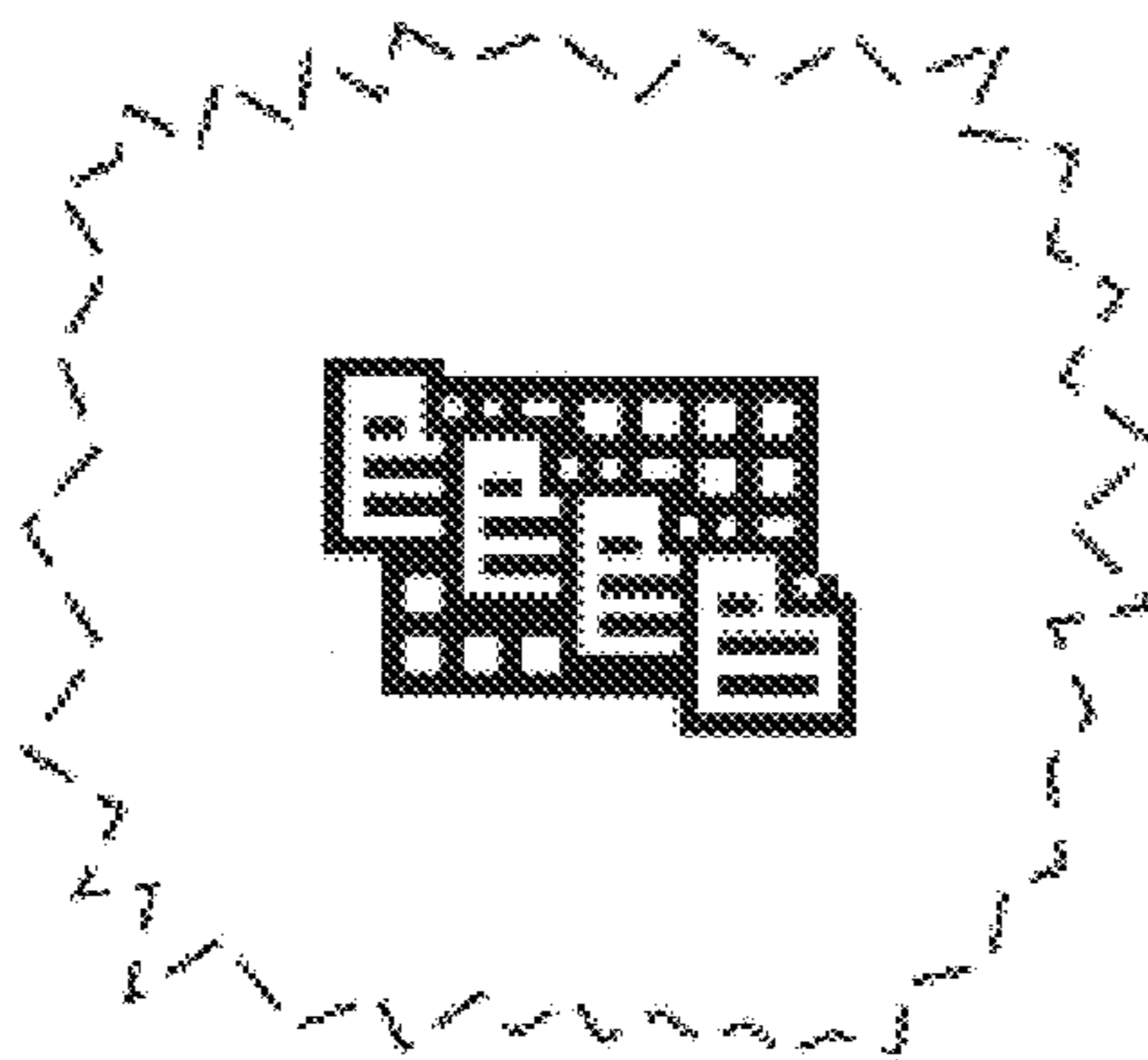
**1 Claim, 1 Drawing Sheet**







**FIG. 1**



**FIG. 2**