



US00D482041S

(12) **United States Design Patent**
Peters

(10) **Patent No.:** **US D482,041 S**

(45) **Date of Patent:** **** Nov. 11, 2003**

(54) **ICON FOR A PORTION OF AN ELECTRONIC DISPLAY**

(75) **Inventor:** **Anthony Peters**, Ickleford (GB)

(73) **Assignee:** **Xerox Corporation**, Stamford, CT (US)

(**) **Term:** **14 Years**

(21) **Appl. No.:** **29/172,153**

(22) **Filed:** **Dec. 5, 2002**

(51) **LOC (7) Cl.** **14-02**

(52) **U.S. Cl.** **D14/492**

(58) **Field of Search** D14/485-95; D18/24-33; D19/6; D20/11; D2/324-33; 345/700-26, 764-866

(56) **References Cited**

U.S. PATENT DOCUMENTS

D341,848 S * 11/1993 Bigelow et al.

D387,045 S * 12/1997 Yamamoto et al.

D388,072 S * 12/1997 Sawada

D389,135 S * 1/1998 Yamamoto et al.

D406,828 S * 3/1999 Newton et al.

D474,782 S * 5/2003 Okuley

* cited by examiner

Primary Examiner—M. H. Tung

(57) **CLAIM**

The ornamental design for an icon for a portion of an electronic display, as shown and described.


DESCRIPTION

FIG. 1 is a front view of an icon for a portion of an electronic display; and,

FIG. 2 is a front view of a second embodiment thereof.

The broken line drawing of a portion of an electronic display is for illustrative purposes only and forms no part of the claimed design.

1 Claim, 1 Drawing Sheet






FIG. 1




FIG. 2