



US00D482024S

(12) **United States Design Patent**
Quilling, II et al.

(10) **Patent No.:** **US D482,024 S**

(45) **Date of Patent:** **** Nov. 11, 2003**

(54) **FLAT FACE DUAL COMPARTMENT AUTO STEREO MOUNTING DEVICE**

(75) Inventors: **R. Spencer Quilling, II**, Glenwood, FL (US); **Jacqueline S. Upson**, Daytona Beach, FL (US)

(73) Assignee: **Metra Electronis Corporation**, Holly Hill, FL (US)

(**) Term: **14 Years**

(21) Appl. No.: **29/167,872**

(22) Filed: **Sep. 24, 2002**

(51) **LOC (7) Cl.** **14-01**

(52) **U.S. Cl.** **D14/224**

(58) **Field of Search** D14/204, 217, D14/224, 229, 258, 157; D12/223; 248/27.1, 27.3, 558, 221.3, 220.2, 221.4; 403/4; 455/345; 361/685

(56) **References Cited**

U.S. PATENT DOCUMENTS

D294,258 S	*	2/1988	Sprague	D14/258
5,106,039 A		4/1992	Gross		
D356,566 S	*	3/1995	Ohta	D14/157
5,467,947 A		11/1995	Quilling, II		
5,485,348 A	*	1/1996	Oros	361/685
D401,591 S		11/1998	Jones, Jr.		
D418,838 S		1/2000	Jones, Jr.		

OTHER PUBLICATIONS

Metra 2001 Autosound Installation Products Catalog, pp. cover, 1-62 published May 2001.

* cited by examiner

Primary Examiner—Paula A. Mortimer
(74) *Attorney, Agent, or Firm*—Fitzpatrick, Cella, Harper & Scinto

(57) **CLAIM**

We claim the ornamental design for a flat face dual compartment auto stereo mounting device, as shown and described.

DESCRIPTION

FIG. 1 is a right front perspective view of a flat face dual compartment auto stereo mounting device showing a first embodiment of our design, with environmental structure for an interface with a first vehicle dashboard mounting structure shown in dotted line, and not forming part of the claimed design;

FIG. 2 is a front elevation view of FIG. 1;

FIG. 3 is a top plan view of FIG. 1;

FIG. 4A is a right side elevation view of FIG. 1, the left side being a mirror image thereof;

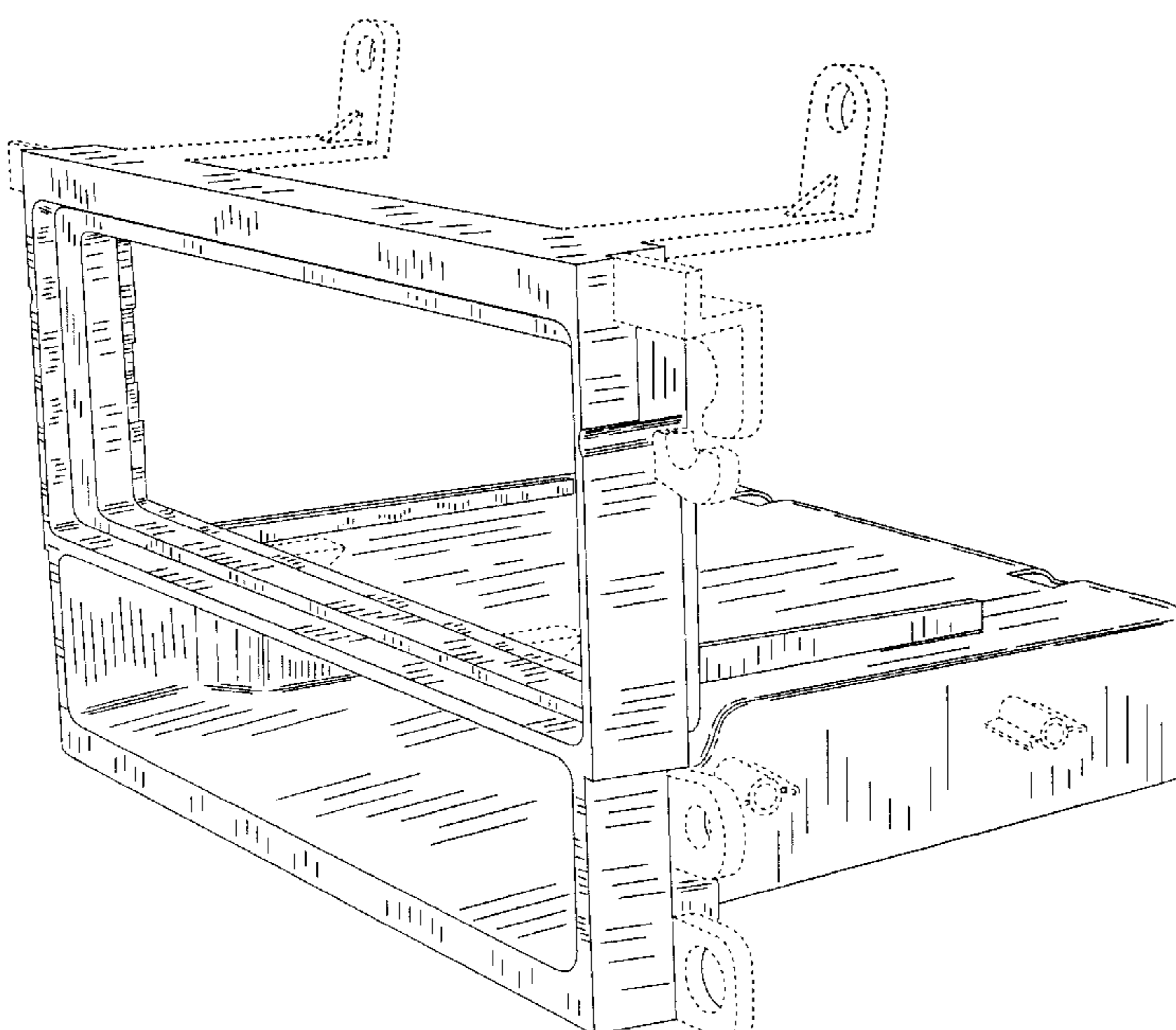
FIG. 4B is a left side elevation in cross-section, along line 4B—4B of FIG. 2, to better illustrate certain features of the disclosed design;

FIG. 5 is a bottom plan view of FIG. 1; and,

FIG. 6 is a rear elevation view of FIG. 1.

The appearance of our design for a flat face dual compartment auto stereo mounting device, characterized by a compound curved front surface that is intersected by a planar opening and flange for accepting a standard autosound head unit, such as a DIN radio with a CD-Rom changer or the like, and a narrow horizontal pocket adapted to accept the insertion of a CD-Rom jewel case from the front.

1 Claim, 6 Drawing Sheets



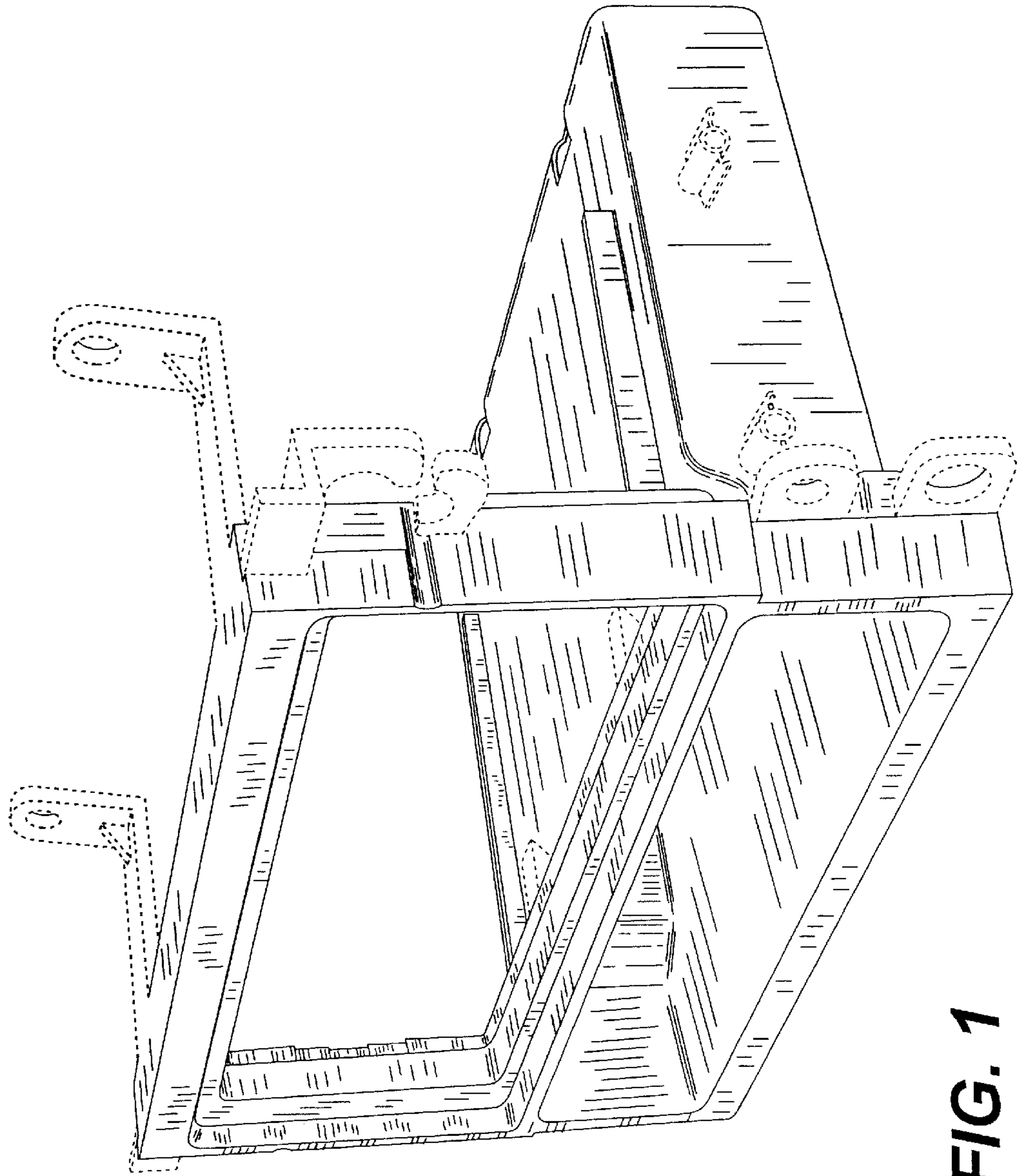


FIG. 1

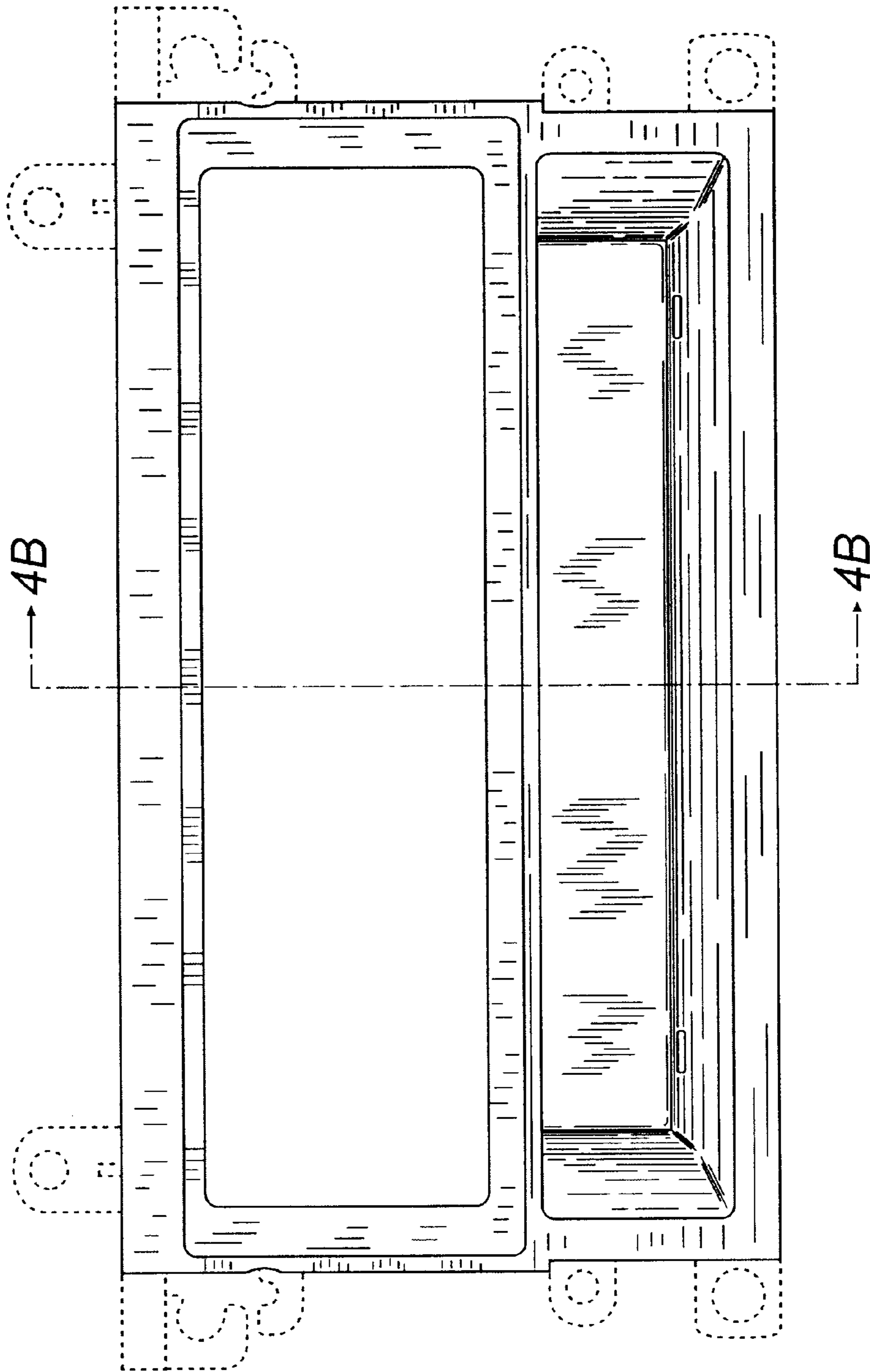


FIG. 2




FIG. 3

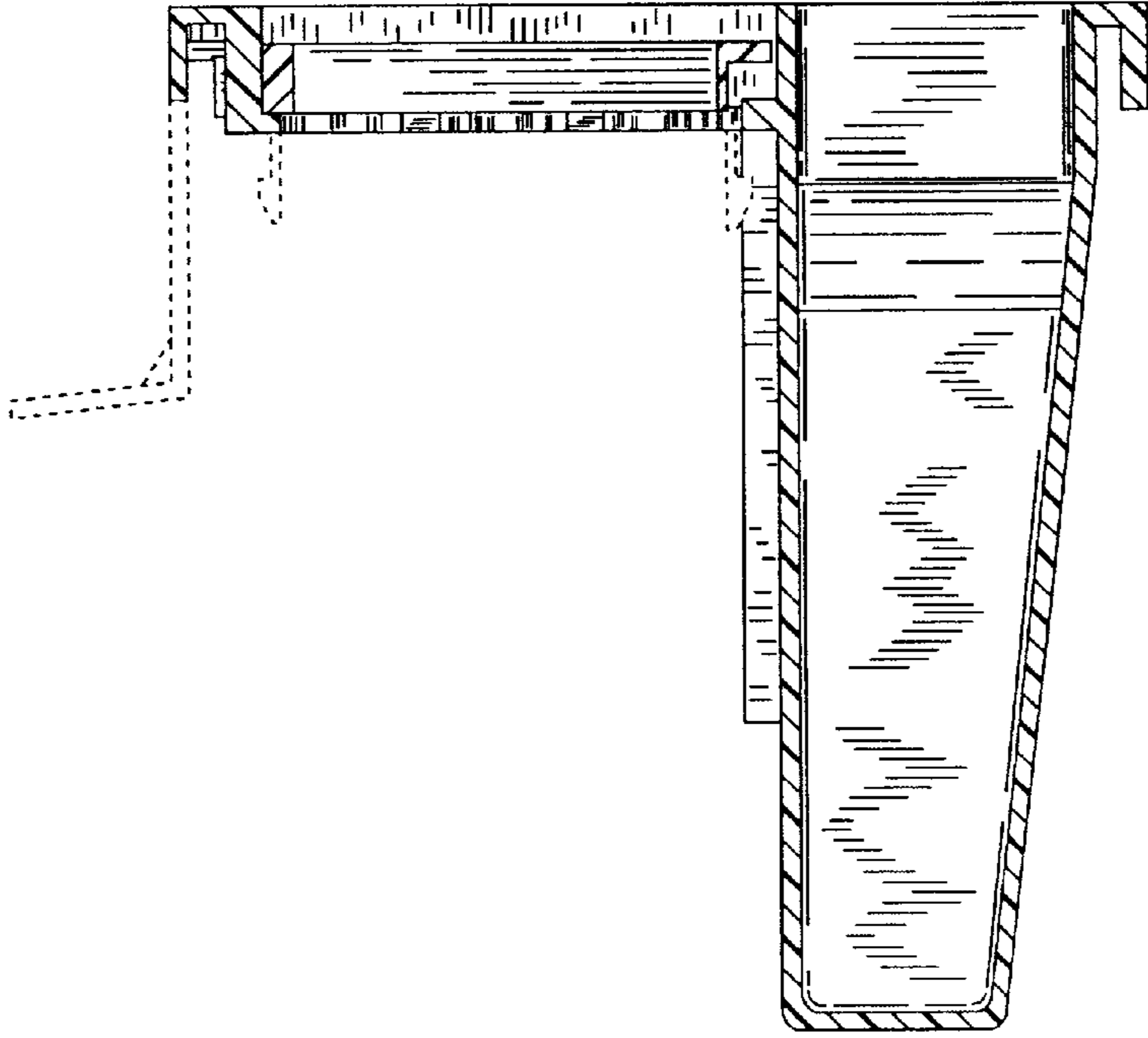


FIG. 4B

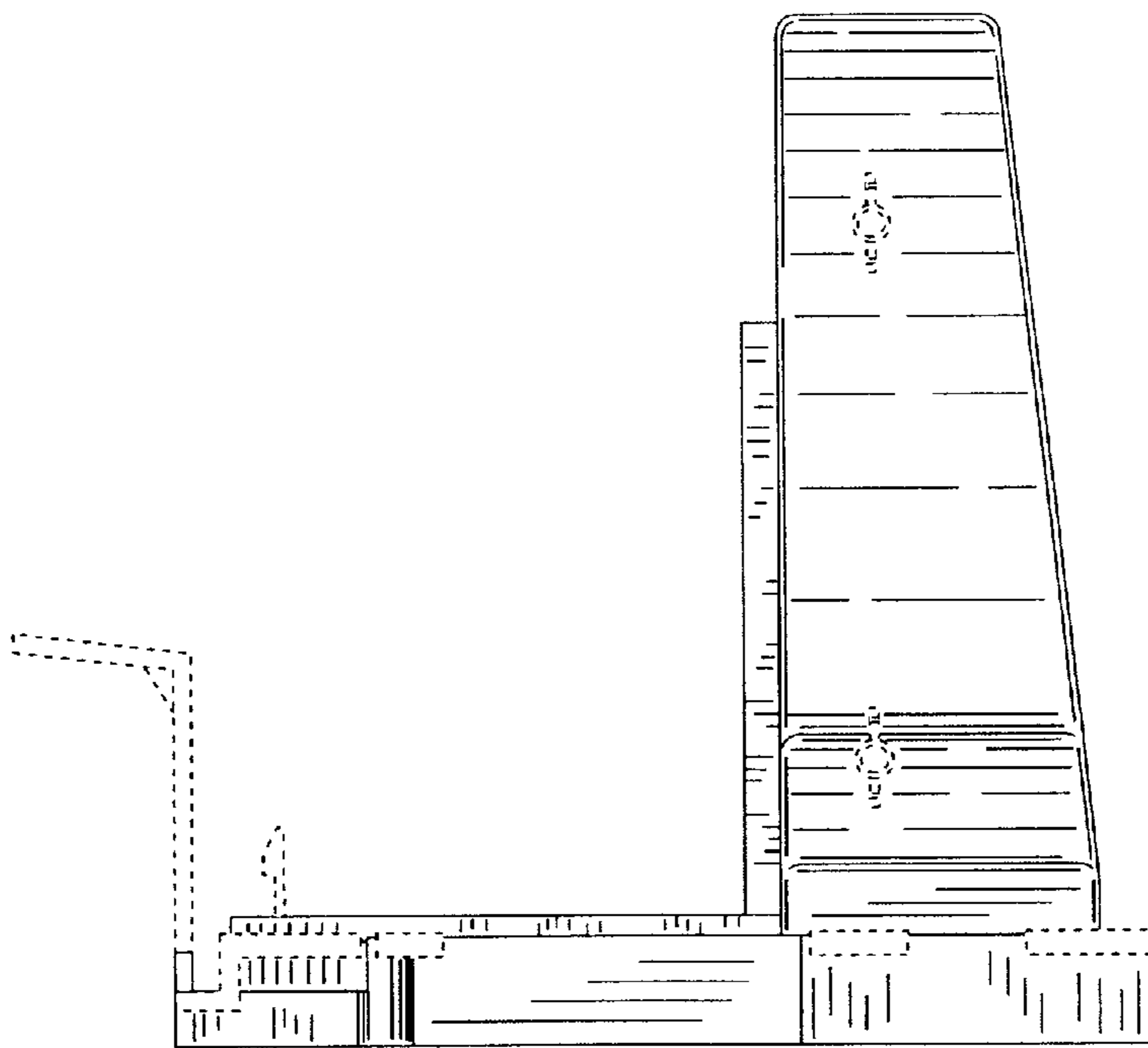


FIG. 4A




FIG. 5

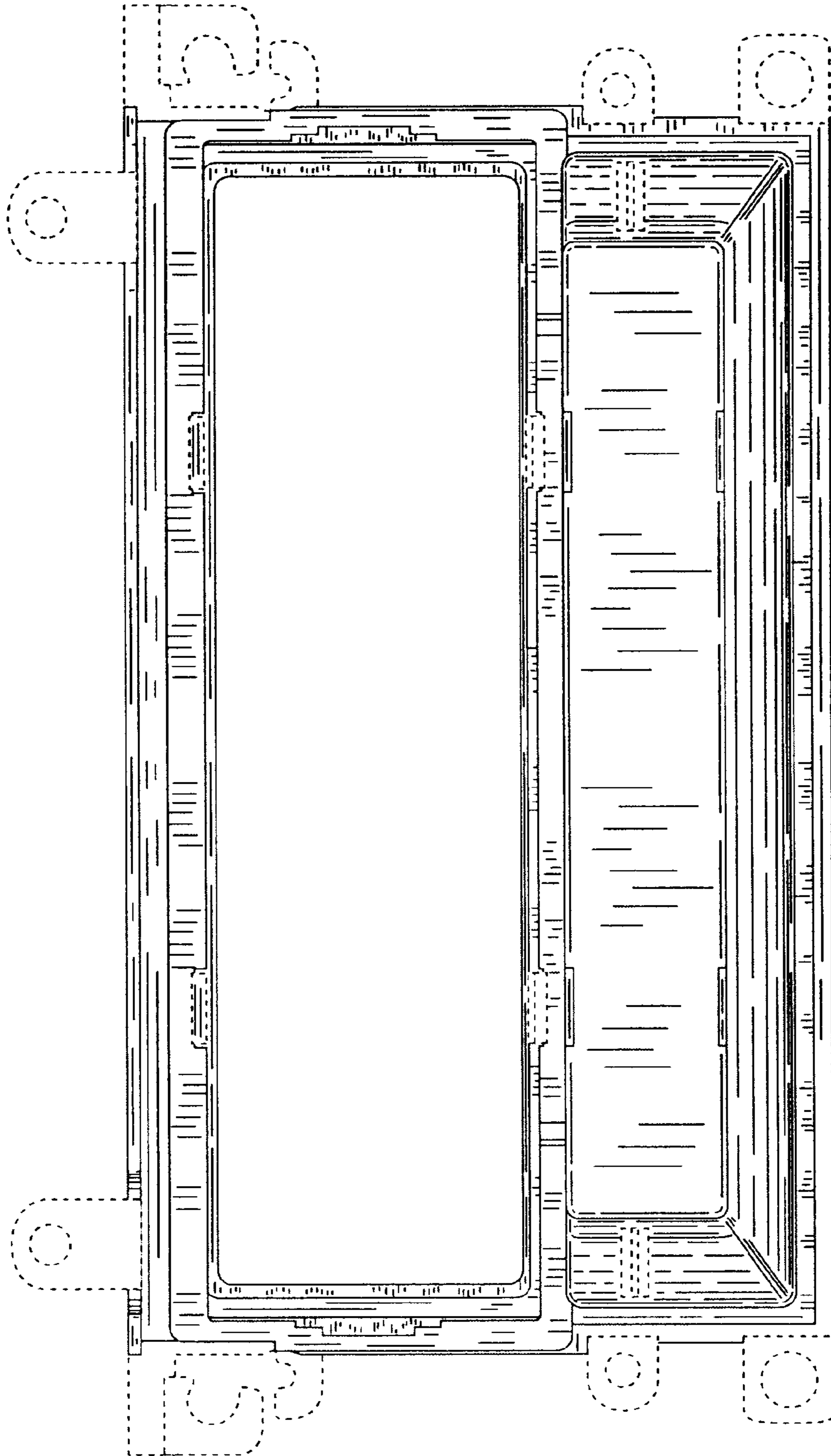


FIG. 6