



US00D482011S

(12) **United States Design Patent**  
**Santos et al.**

(10) **Patent No.:** **US D482,011 S**

(45) **Date of Patent:** **\*\* Nov. 11, 2003**

(54) **WIRELESS COMMUNICATION DEVICE**

(75) Inventors: **Theodore R. Santos**, Boulder, CO (US); **Edmund V. Simmons**, Lafayette, CO (US); **Daniel Waldburger**, La Jolla, CA (US)

(73) Assignee: **Kyocera Wireless Corporation**, San Diego, CA (US)

(\*\*) Term: **14 Years**

(21) Appl. No.: **29/162,225**

(22) Filed: **Jun. 12, 2002**

(51) **LOC (7) Cl.** ..... **14-03**

(52) **U.S. Cl.** ..... **D14/138**

(58) **Field of Search** ..... D14/137, 138, D14/218, 147-148, 247-248, 144, 341-347; 379/433.01-433.13, 419, 434, 428.01-428.04, 420.01-420.04, 440; 455/550-575, 90; D21/517

D436,938 S	*	1/2001	Won	.....	D14/138
D439,573 S	*	3/2001	DeLeon	.....	D14/138
D440,952 S	*	4/2001	Carvalho		
D443,600 S	*	6/2001	Ogawa	.....	D14/138
D444,134 S	*	6/2001	Aihara	.....	D14/138
D445,770 S	*	7/2001	Yang	.....	D14/138
D446,197 S	*	8/2001	Lee	.....	D14/138
D447,126 S	*	8/2001	Carvalho	.....	D14/138
D447,127 S	*	8/2001	Lee	.....	D14/138
D447,468 S	*	9/2001	Nakahara et al.	.....	D14/138
D449,588 S	*	10/2001	Park	.....	D14/138
D451,897 S	*	12/2001	Hiroko	.....	D14/138
D455,134 S	*	4/2002	Kolinen	.....	D14/138
D456,377 S	*	4/2002	Miyazawa et al.	.....	D14/138
D458,595 S	*	6/2002	Yin et al.	.....	D14/138
D459,325 S	*	6/2002	Nakahara	.....	D14/138
D459,328 S	*	6/2002	Kurimoto	.....	D14/138
D460,057 S	*	7/2002	Hunt	.....	D14/138
D464,940 S	*	10/2002	Jung	.....	D14/138
6,480,726 B1	*	11/2002	Sato et al.	.....	455/566
D467,918 S	*	12/2002	Fitch et al.	.....	D14/347
D468,280 S	*	1/2003	Kim et al.	.....	D14/138
D468,281 S	*	1/2003	Taniguchi et al.	.....	D14/138

\* cited by examiner

(56) **References Cited**

**U.S. PATENT DOCUMENTS**

D406,135 S	*	2/1999	Nagano et al.	.....	D14/138
D407,701 S	*	4/1999	Chintala et al.	.....	D14/138
D407,719 S	*	4/1999	Nagano et al.	.....	D14/138
D407,722 S	*	4/1999	Nagano et al.	.....	D14/138
D408,032 S	*	4/1999	Nagano et al.	.....	D14/138
D411,994 S	*	7/1999	Nakahara et al.	.....	D14/138
D413,884 S	*	9/1999	Ogawa	.....	D14/138
D415,489 S	*	10/1999	Ke	.....	D14/138
D417,213 S	*	11/1999	Meyer	.....	D14/138
D421,005 S	*	2/2000	Lucaci et al.	.....	D14/138
6,084,962 A	*	7/2000	Plenge	.....	379/433
D428,867 S	*	8/2000	Komuta	.....	D14/138
D430,858 S	*	9/2000	Nakahara et al.	.....	D14/138
D433,397 S	*	11/2000	Ogawa	.....	D14/138
D434,741 S	*	12/2000	Park	.....	D14/138
D434,742 S	*	12/2000	Elkins et al.	.....	D14/138
D434,743 S	*	12/2000	Wei	.....	D14/138
D435,027 S	*	12/2000	Wolf et al.	.....	D14/138
D435,529 S	*	12/2000	Lai	.....	D14/138

*Primary Examiner*—Jeffrey Asch

(74) *Attorney, Agent, or Firm*—Procopio, Cory, Hargreaves & Savitch, LLP

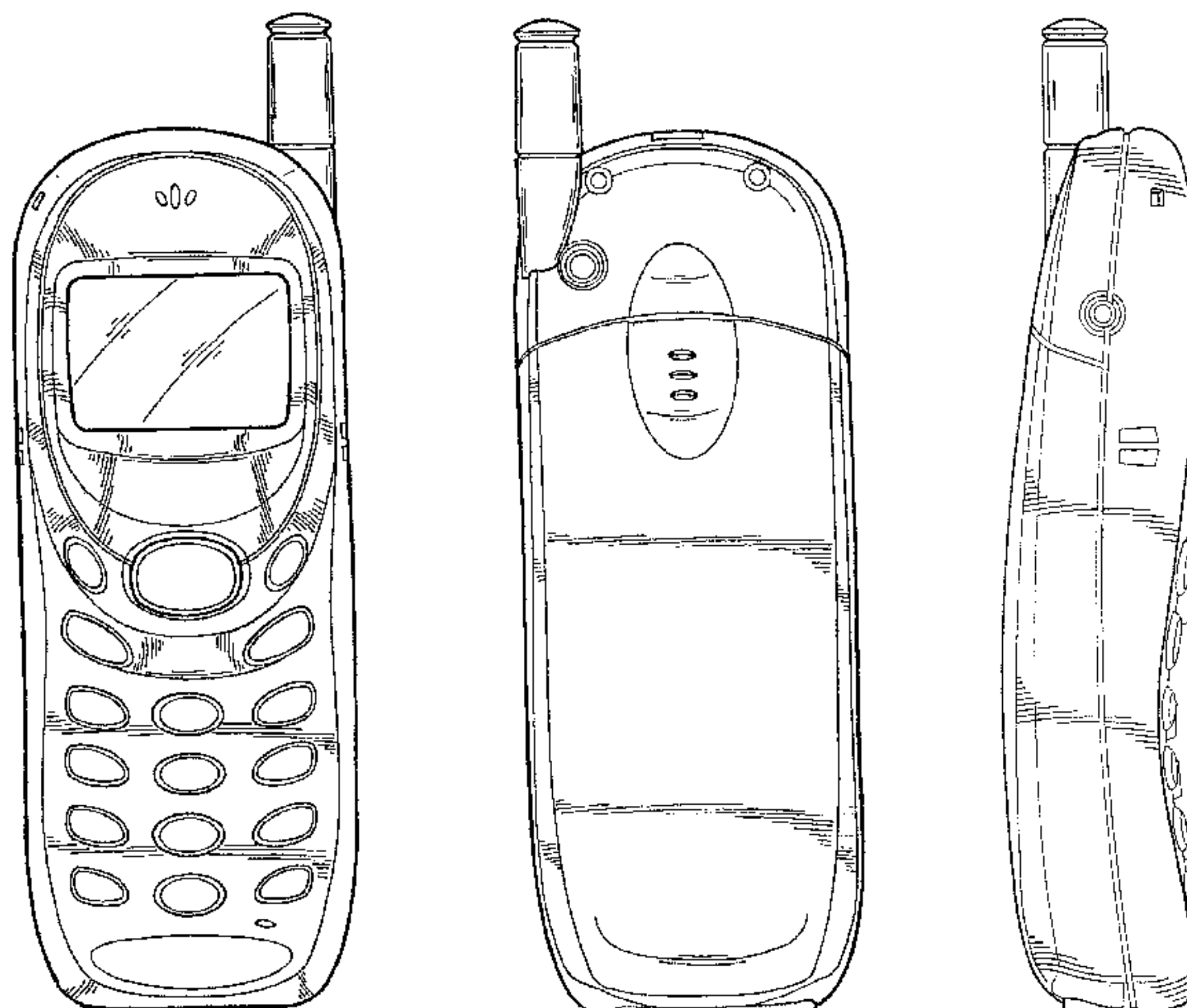
(57) **CLAIM**

The ornamental design for a wireless communication device, as shown and described.

**DESCRIPTION**

FIG. 1 is a front perspective view of an embodiment of the wireless communication device;  
FIG. 2 is a rear perspective view thereof;  
FIG. 3 is a front elevational view thereof;  
FIG. 4 is a top plan view thereof;  
FIG. 5 is a rear elevational view thereof;  
FIG. 6 is a bottom plan view thereof;  
FIG. 7 is a left side elevational view thereof; and,  
FIG. 8 is a right side elevational view thereof.

**1 Claim, 3 Drawing Sheets**



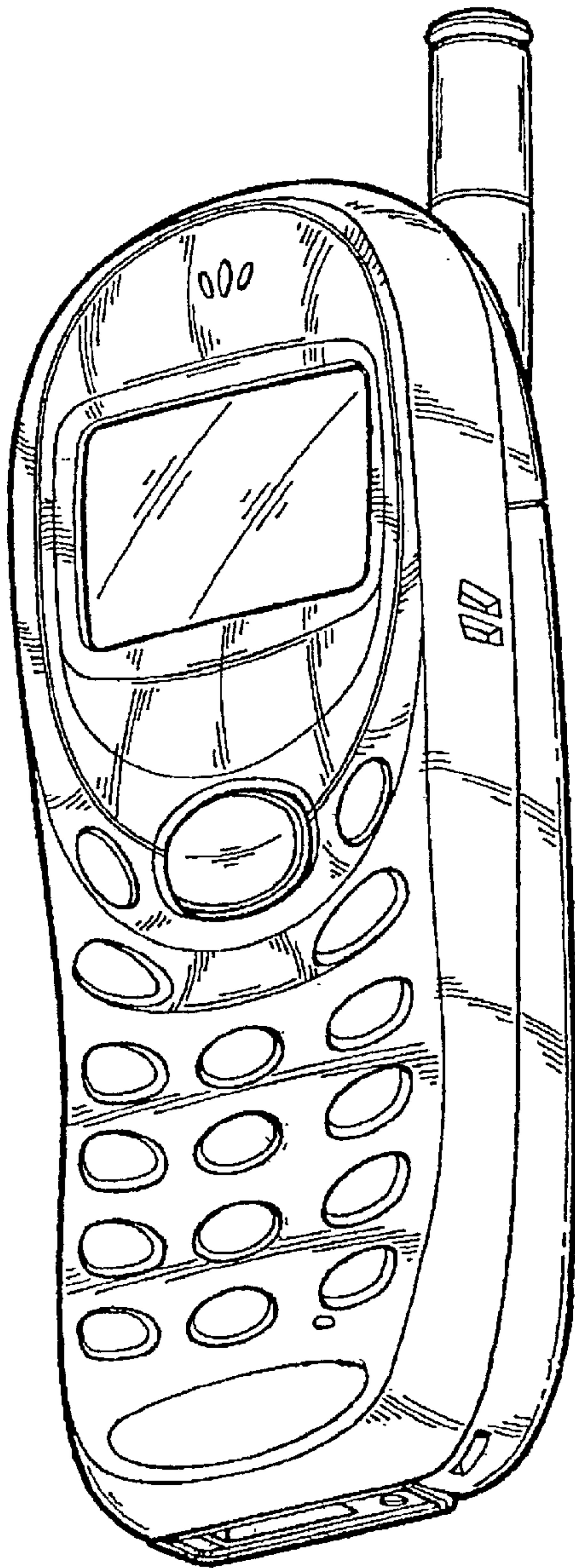


FIG. 1

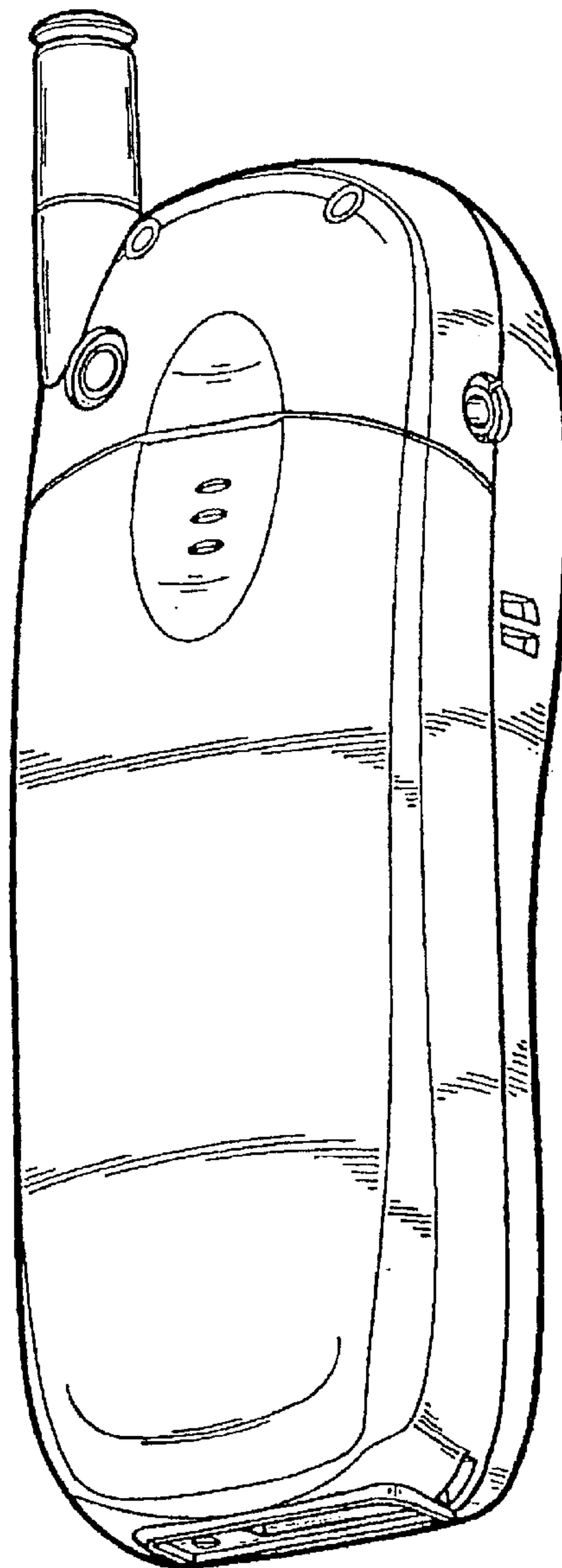


FIG. 2

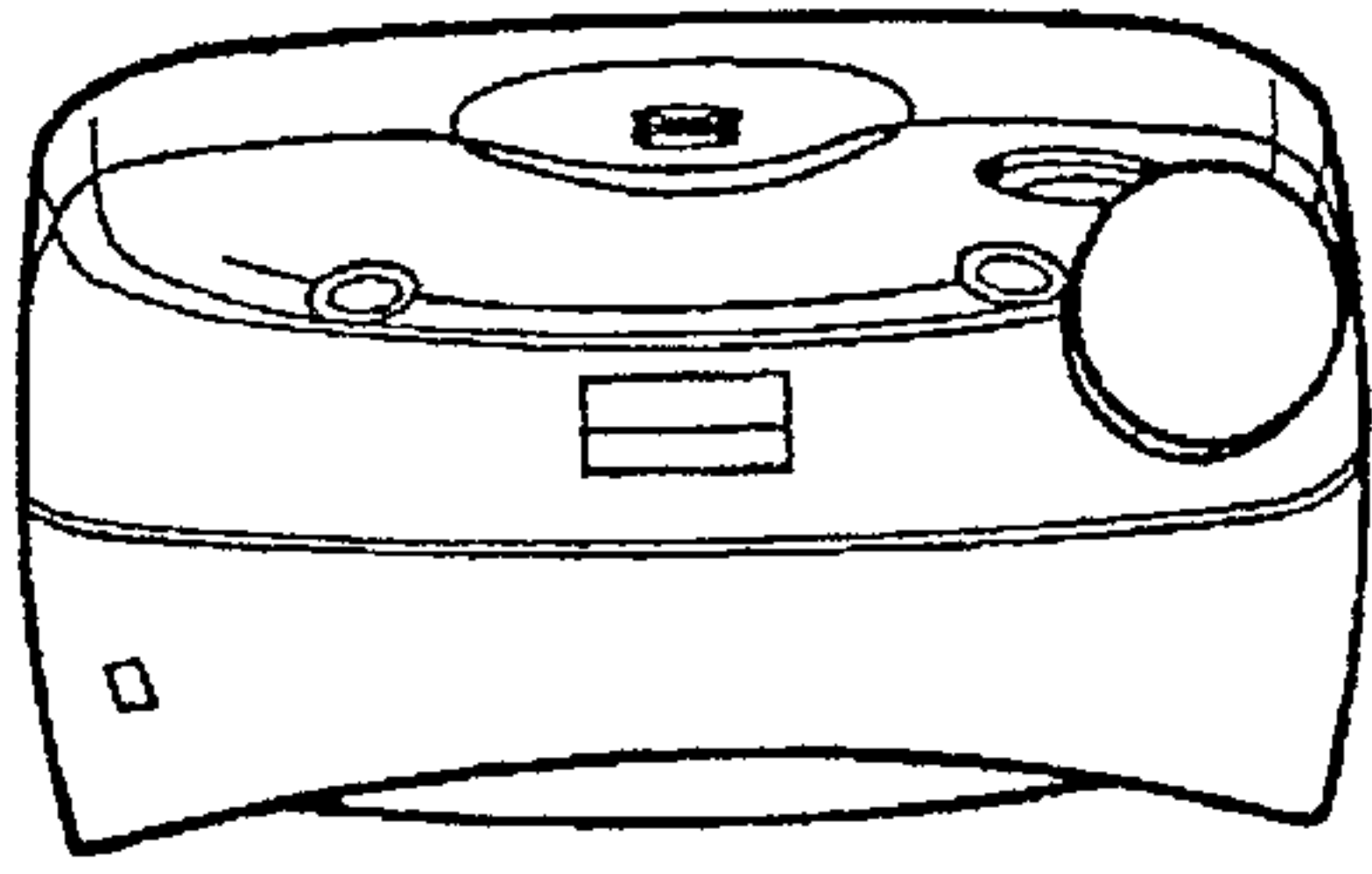


FIG. 4

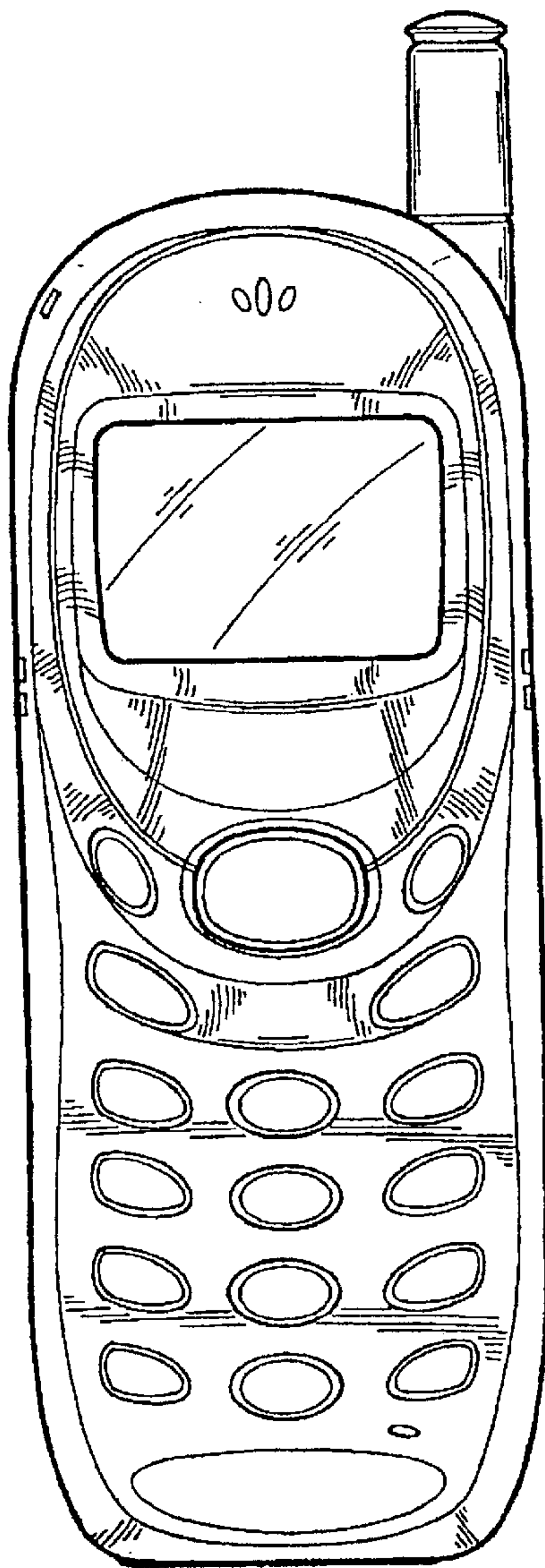


FIG. 3

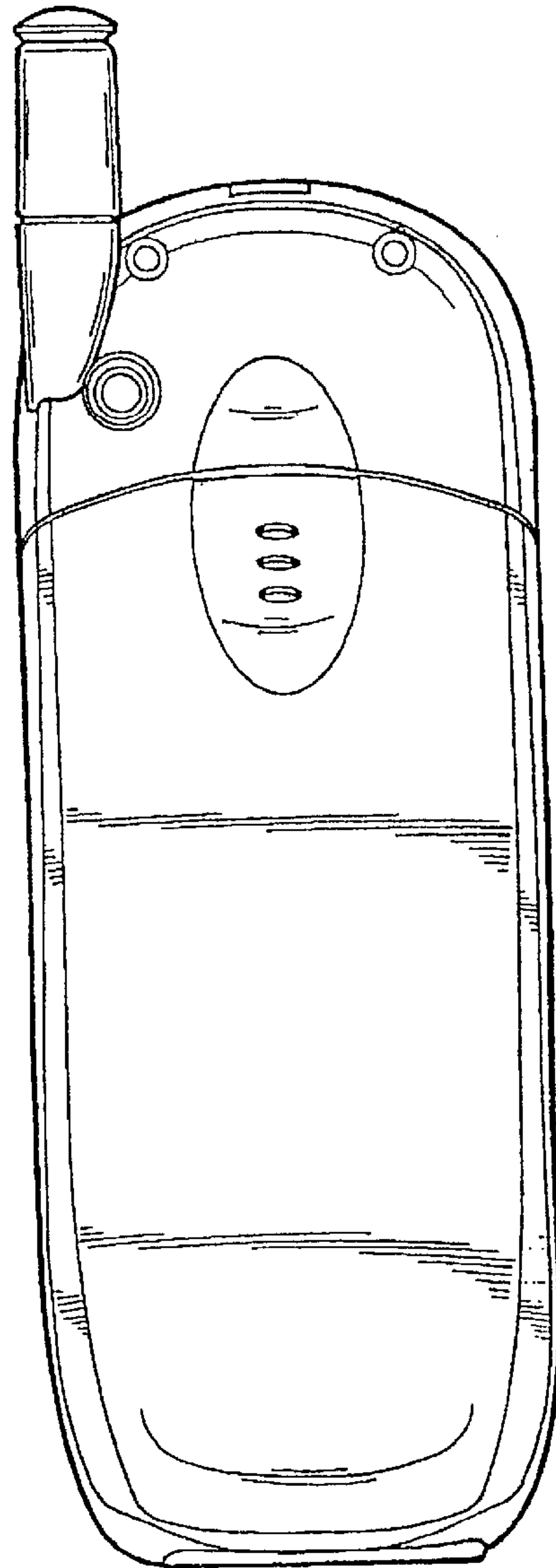


FIG. 5

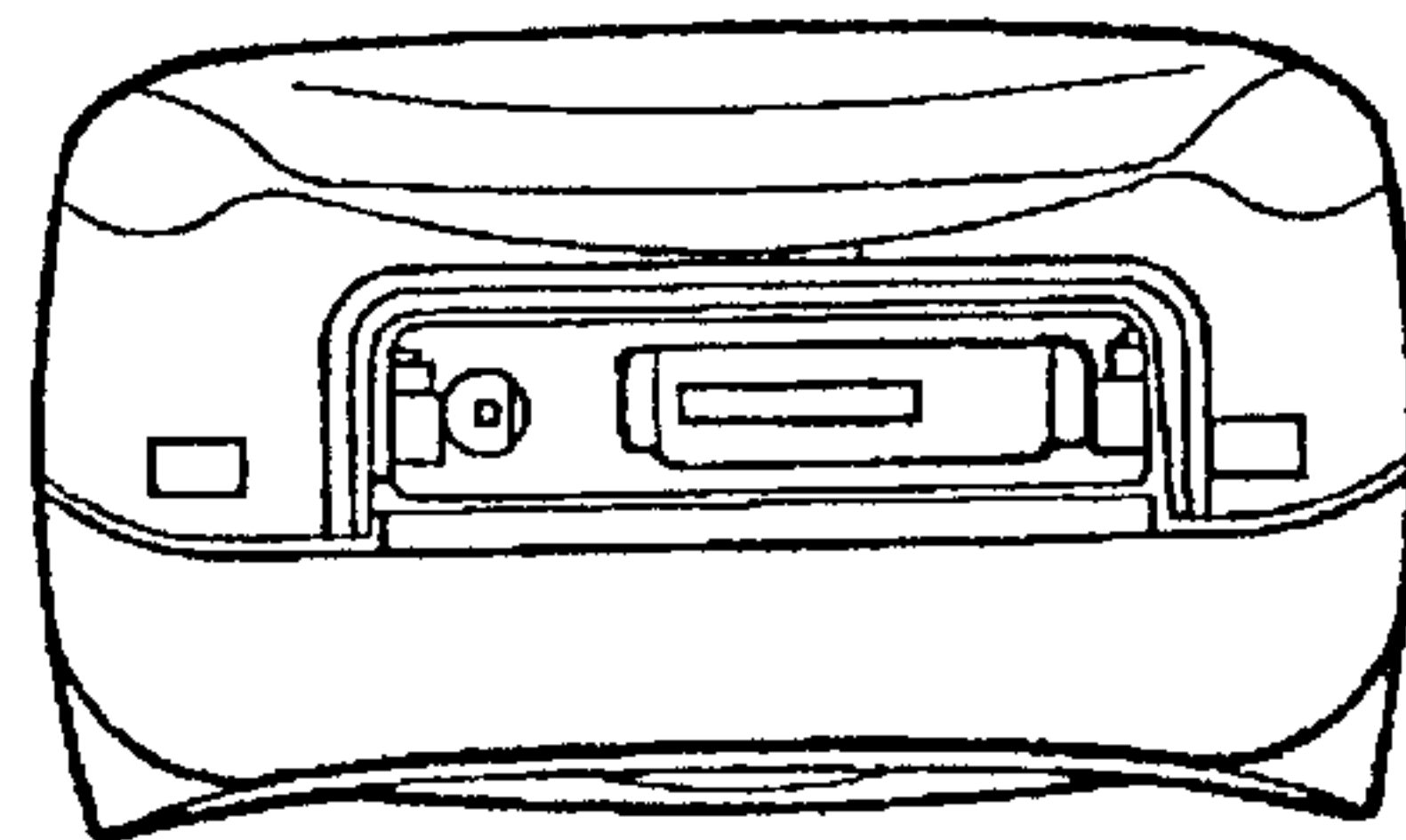


FIG. 6



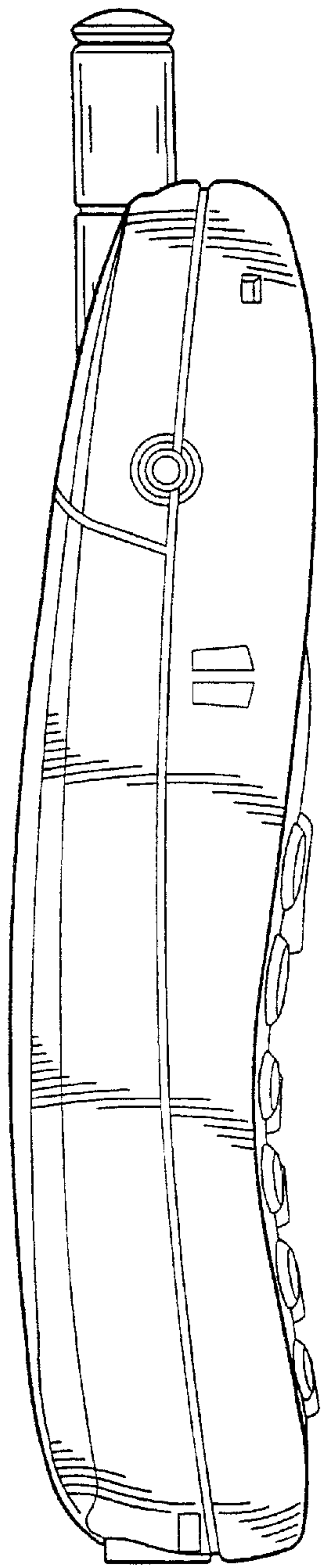


FIG. 7

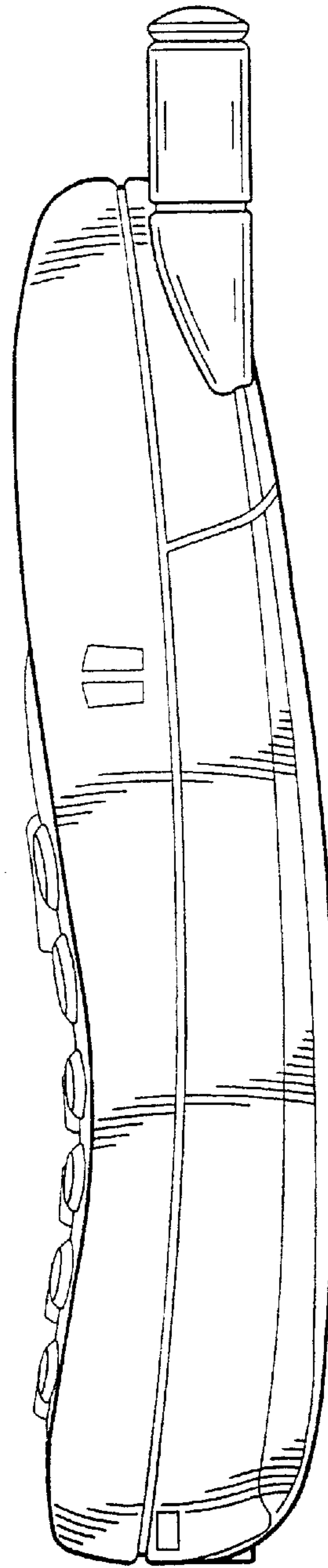


FIG. 8