



US00D481989S

(12) **United States Design Patent**
Portnoy et al.

(10) **Patent No.:** **US D481,989 S**

(45) **Date of Patent:** **** Nov. 11, 2003**

(54) **TIRE TREAD**

(75) Inventors: **Aleksandr Boris Portnoy**, Mayfield Heights, OH (US); **Karl Eric Sundkvist**, Akron, OH (US); **John Siegfried Muhl**, Wadsworth, OH (US)

(73) Assignee: **The Goodyear Tire & Rubber Company**, Akron, OH (US)

(**) Term: **14 Years**

(21) Appl. No.: **29/168,220**

(22) Filed: **Sep. 27, 2002**

(51) **LOC (7) Cl.** **12-15**

(52) **U.S. Cl.** **D12/579**

(58) **Field of Search** D12/500, 501, D12/502, 512, 520, 544, 552, 579, 587, 593, 602; 152/209.1, 209.11, 209.12, 209.13, 209.18

(56) **References Cited**

U.S. PATENT DOCUMENTS

D92,281 S	5/1934	Anderson	
D112,993 S	1/1939	Hardeman	
D157,953 S	4/1950	Hawkinson	
D158,031 S	4/1950	Wilcox	
D167,779 S	* 9/1952	Steadman D12/571
D175,214 S	7/1955	French	
4,649,976 A	3/1987	Cherveney et al. 152/209 R
D303,364 S	9/1989	Graas et al. D12/147
D305,630 S	1/1990	Shimamoto et al. D12/140
D306,001 S	2/1990	Shimamoto et al. D12/140
5,198,047 A	3/1993	Graas et al. 152/209 R
5,211,779 A	5/1993	Tomioka et al. 152/209 R

D342,927 S	1/1994	Thomas D12/136
D393,236 S	4/1998	Rowe D12/147
D411,492 S	6/1999	Young D12/149
D422,540 S	4/2000	Lo D12/140

OTHER PUBLICATIONS

Atlas Roadmark Drive Radial I Tire, 2000 Tread Design Guide, Jan. 2000, p. 120. 2/3.*
Vanderbilt Roadmark Radial Drive I Tire, 2000 Tread Design Guide, Jan. 2000, p. 154. 4/4.*
Goodyear Unisteel G178 SS Tire, 2000 Tread Design Guide, Jan. 2000, p. 132. 1/4.*

* cited by examiner

Primary Examiner—Robert M. Spear

(74) *Attorney, Agent, or Firm*—David L. King

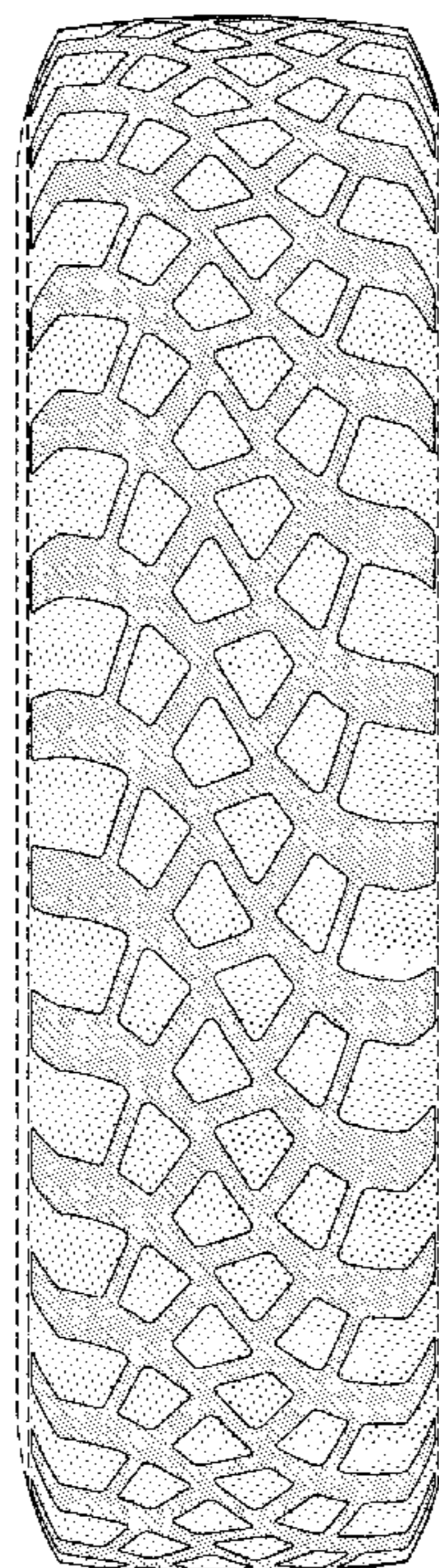
(57) **CLAIM**

The ornamental Design for a tire tread, as shown and described.

DESCRIPTION

FIG. 1 is a perspective view of a tire tread showing our new design, it being understood that the pattern repeats uniformly throughout the circumference of the tread; FIG. 2 is a front elevational view thereof; FIG. 3 is a side elevational view thereof, the opposite side elevational view being identical thereto; and, FIG. 4 is an enlarged fragmentary perspective view. In the drawings, the broken lines defining the sidewall and inner bead and the peripheral boundary between the tire tread and the sidewall are for illustrative purposes only and form no part of the claimed design.

1 Claim, 4 Drawing Sheets



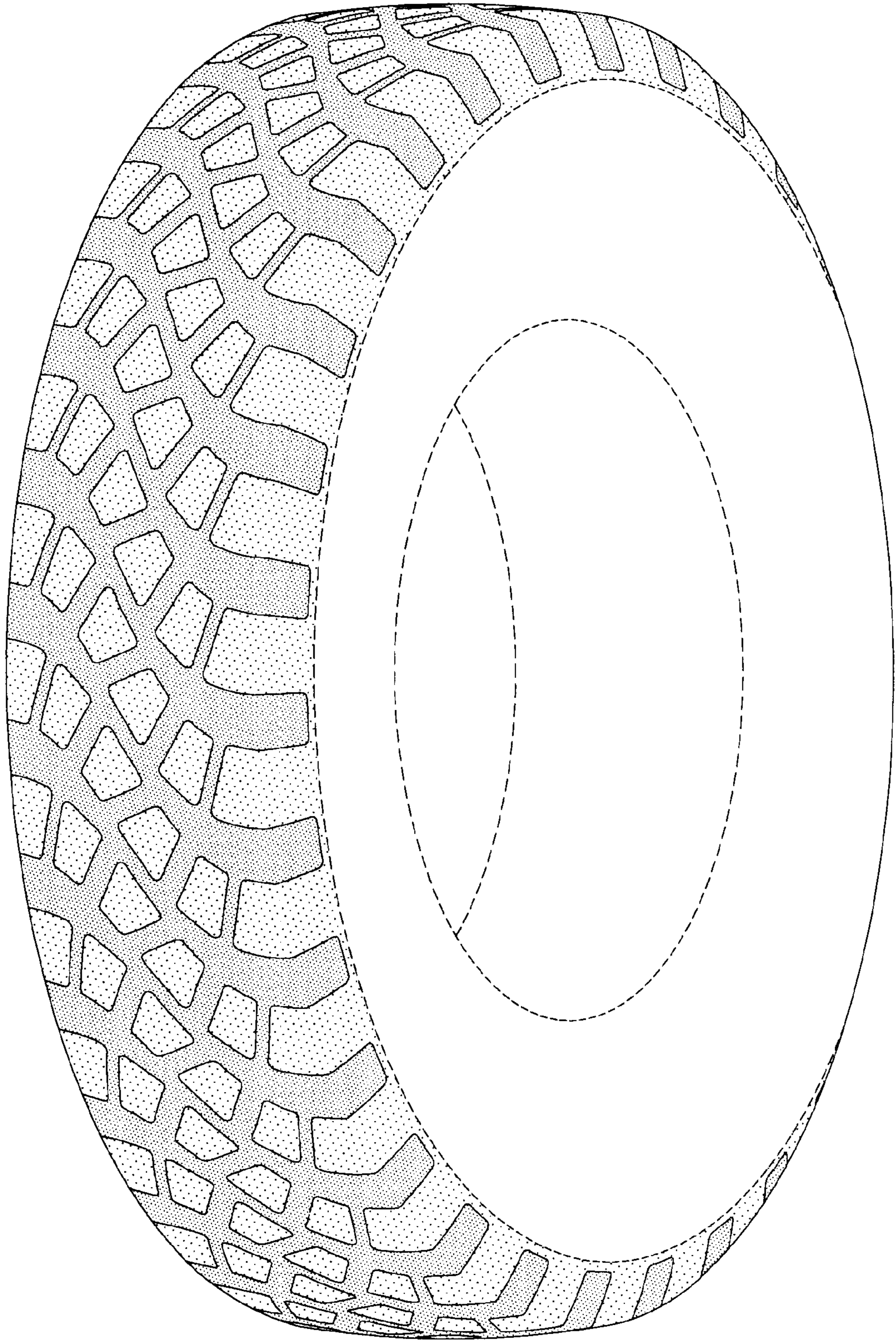


FIG-1

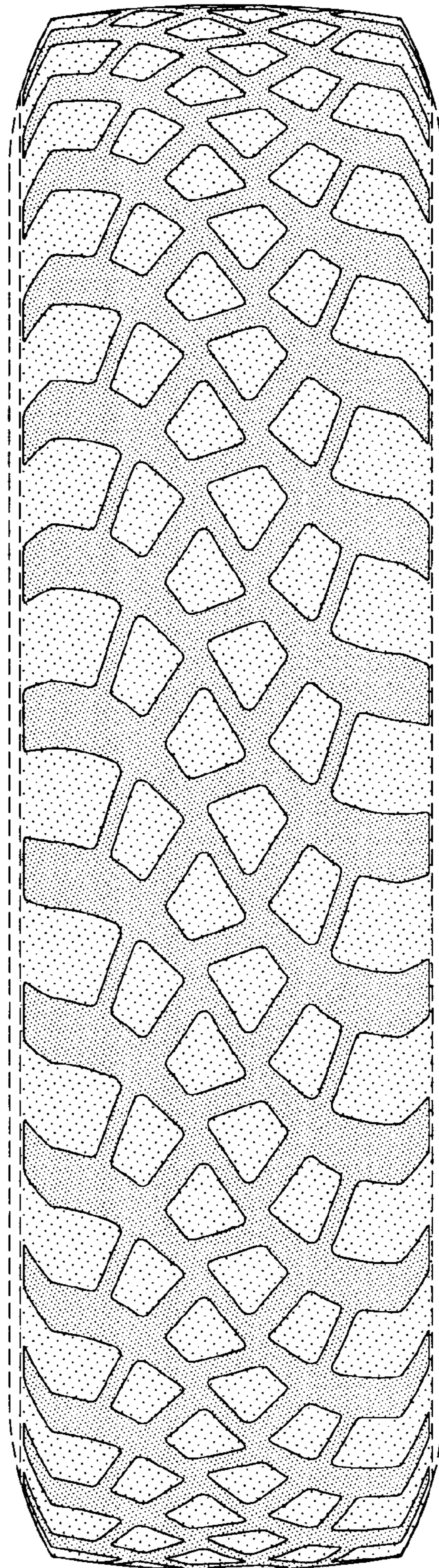


FIG-2

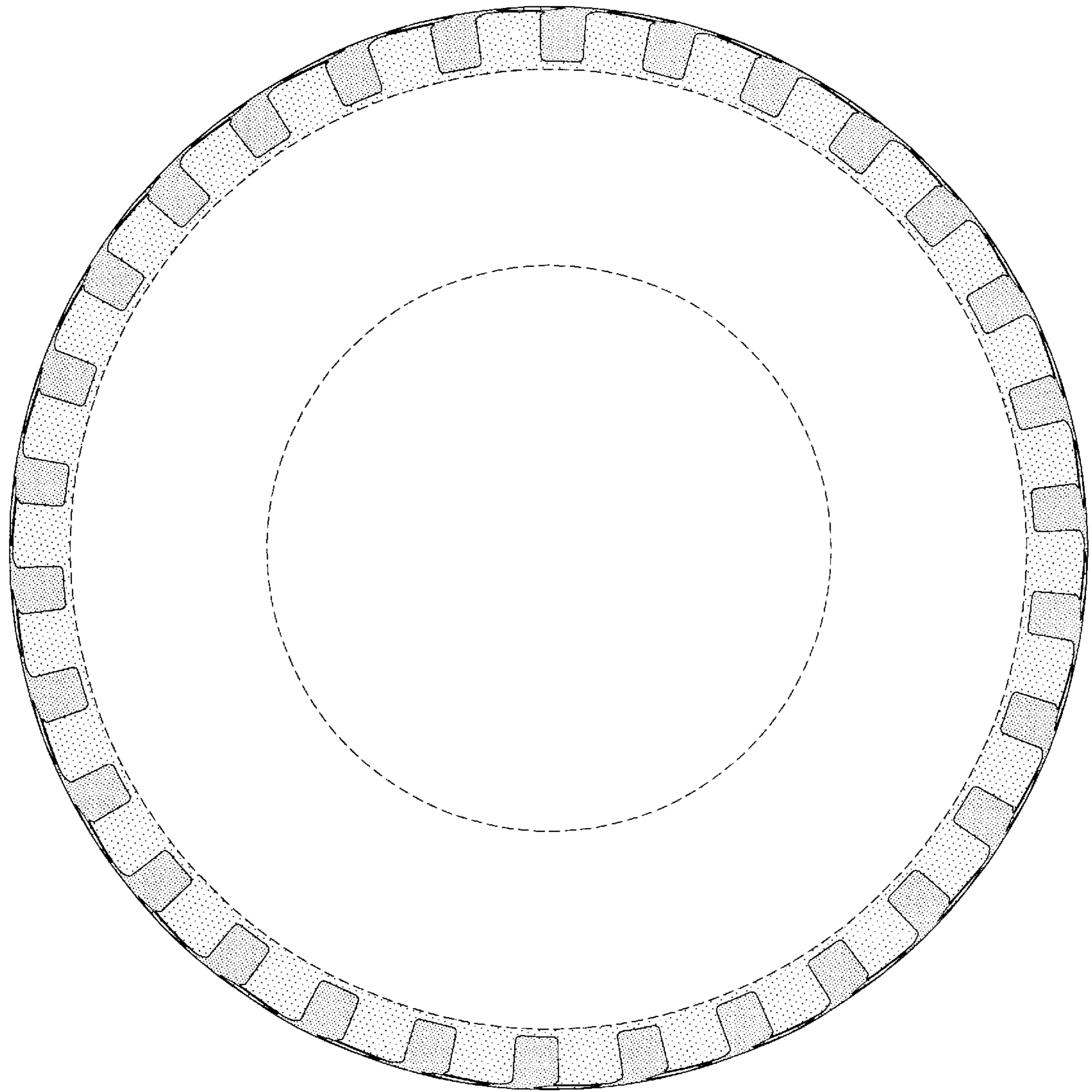


FIG-3




FIG-4