



US00D481988S

(12) **United States Design Patent**
Wachendorf

(10) **Patent No.:** **US D481,988 S**

(45) **Date of Patent:** **** Nov. 11, 2003**

(54) **TIRE HAVING SIDEWALL WITH RECESSED CHEVRONS**

D206,986 S * 2/1967 Makris D12/605
D207,571 S * 5/1967 Ueno D12/605
6,080,465 A * 6/2000 Boissonnet et al. 152/524
D451,856 S * 12/2001 Graas D12/567

(75) Inventor: **Marvin J. Wachendorf**, Gilbert, AZ
(US)

* cited by examiner

(73) Assignee: **Power Sports International, LLC**,
Gilbert, AZ (US)

Primary Examiner—Robert M. Spear
(74) *Attorney, Agent, or Firm*—Cahill, von Hellens &
Glazer P.L.C.

(**) Term: **14 Years**

(57) **CLAIM**

(21) Appl. No.: **29/173,788**

The ornamental design for a tire having sidewall with recessed chevrons, as shown and described.

(22) Filed: **Jan. 7, 2003**

(51) **LOC (7) Cl.** **12-15**

DESCRIPTION

(52) **U.S. Cl.** **D12/500; D12/605**

(58) **Field of Search** D12/500, 501,
D12/506, 534, 569, 605; 152/209.1, 523,
524, DIG. 12

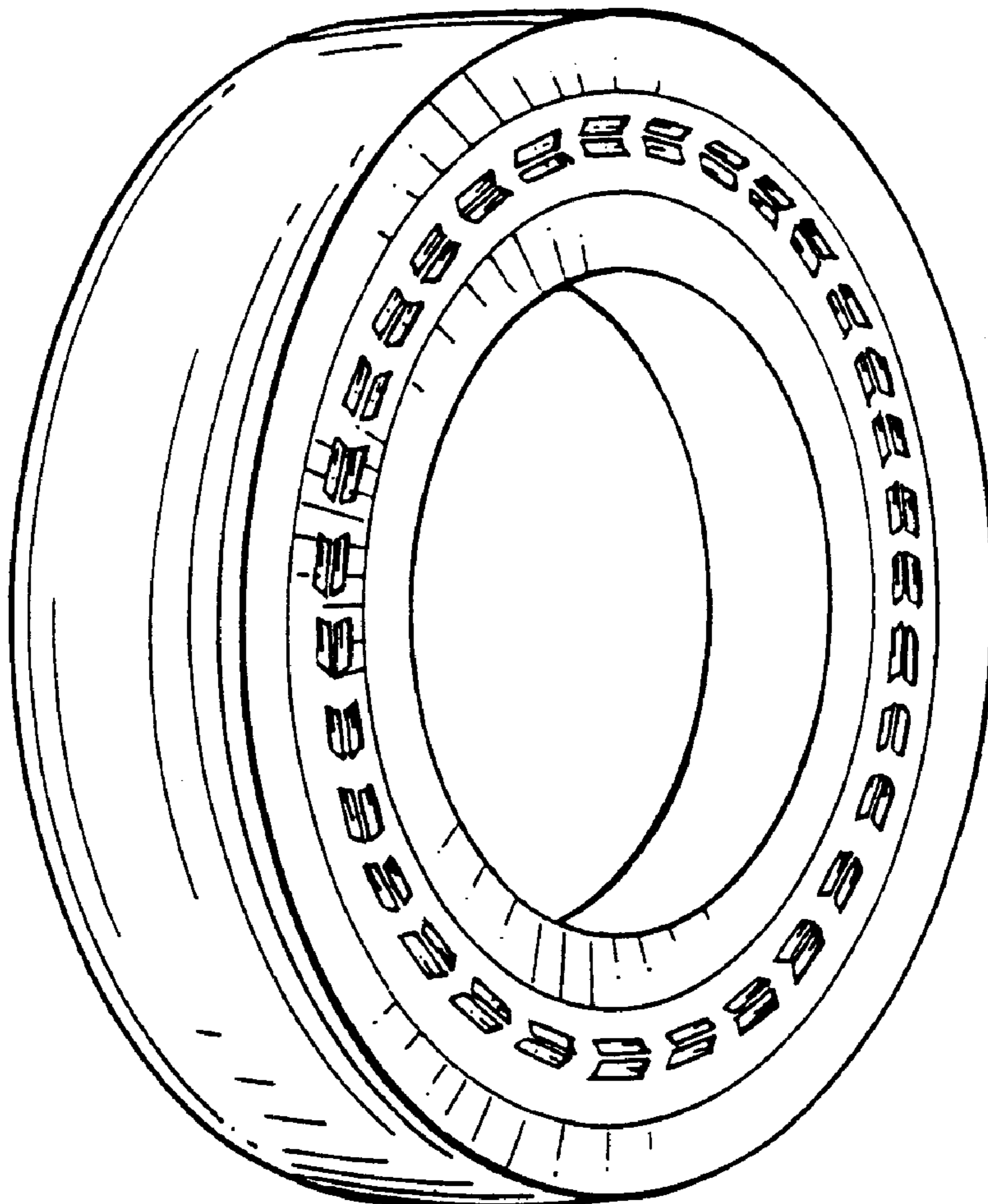
FIG. 1 is a front left perspective view of my tire having sidewall with recessed chevrons showing my new design; FIG. 2 is an enlarged right side elevational view thereof, the left side elevational view being a mirror image; and, FIG. 3 is a front elevational view thereof, the rear elevational view and top and bottom plane views being identical therewith.

(56) **References Cited**

U.S. PATENT DOCUMENTS

695,394 A * 3/1902 Hird 152/523
D83,804 S * 3/1931 Hargraves D12/565

1 Claim, 1 Drawing Sheet



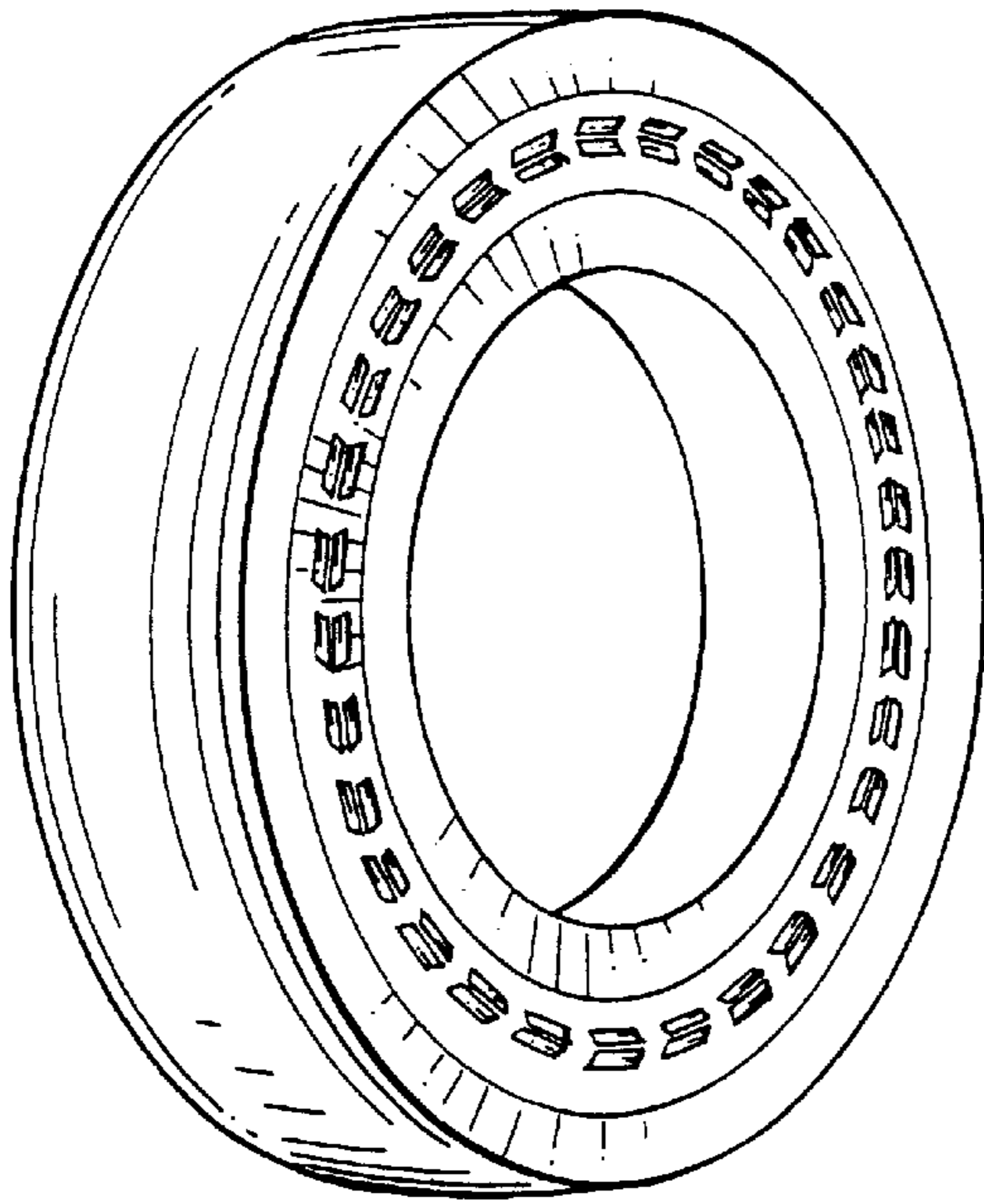


FIG. 1




FIG. 3



FIG. 2