



US00D481985S

(12) **United States Design Patent**
Cahyono

(10) **Patent No.:** **US D481,985 S**

(45) **Date of Patent:** **** Nov. 11, 2003**

(54) **VEHICLE WHEEL**

(75) **Inventor:** **Sumantri Cahyono, Jawa Timur (ID)**

(73) **Assignee:** **PT Prima Alloy Steel Universal, Sidoarjo (ID)**

(**) **Term:** **14 Years**

(21) **Appl. No.:** **29/178,334**

(22) **Filed:** **Mar. 24, 2003**

(51) **LOC (7) Cl.** **12-16**

(52) **U.S. Cl.** **D12/211**

(58) **Field of Search** **D12/204-211;**
301/37.101, 64.101, 65

| | | | | | |
|------------|---|---------|-----------------|-------|---------|
| D462,928 S | * | 9/2002 | Takechi | | D12/209 |
| D463,348 S | * | 9/2002 | Kataoka | | D12/209 |
| D464,307 S | * | 10/2002 | Chung | | D12/209 |
| D466,065 S | * | 11/2002 | Lee | | D12/209 |
| D466,852 S | * | 12/2002 | Pfeiffer et al. | | D12/211 |
| D474,140 S | * | 5/2003 | Chirala | | D12/209 |

* cited by examiner

Primary Examiner—Stacia Cadmus

(74) *Attorney, Agent, or Firm*—Fulwider Patton Lee & Utecht, LLP

(57) **CLAIM**

The ornamental design for a “vehicle wheel”, as shown and described.

DESCRIPTION

FIG. 1 is a perspective view of the vehicle wheel showing my new design;

FIG. 2 is a front elevational view thereof; and,

FIG. 3 is a cross-sectional view taken along the line 3—3 of FIG. 2.


The broken line showing of environment is for illustrative purposes only and forms no part of the claimed design.

1 Claim, 3 Drawing Sheets

(56) **References Cited**

U.S. PATENT DOCUMENTS

| | | | | | |
|------------|---|---------|-----------|-------|---------|
| D431,517 S | * | 10/2000 | Donikoglu | | D12/209 |
| D436,567 S | * | 1/2001 | Takechi | | D12/209 |
| D452,470 S | * | 12/2001 | Gabath | | D12/209 |
| D455,109 S | * | 4/2002 | Foose | | D12/211 |
| D455,387 S | * | 4/2002 | McMath | | D12/209 |
| D457,847 S | * | 5/2002 | Neeper | | D12/209 |



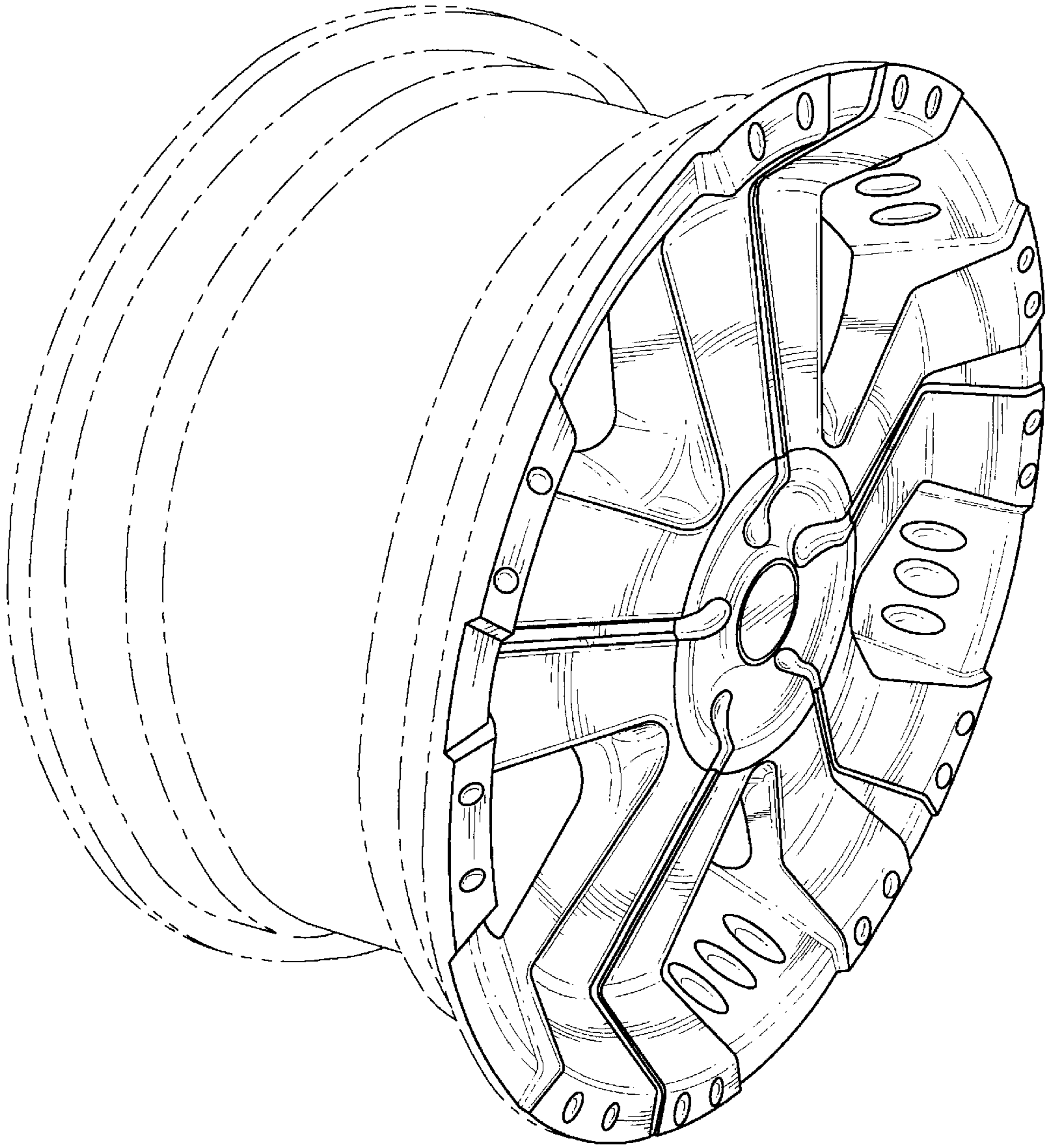


FIG. 1




FIG. 2

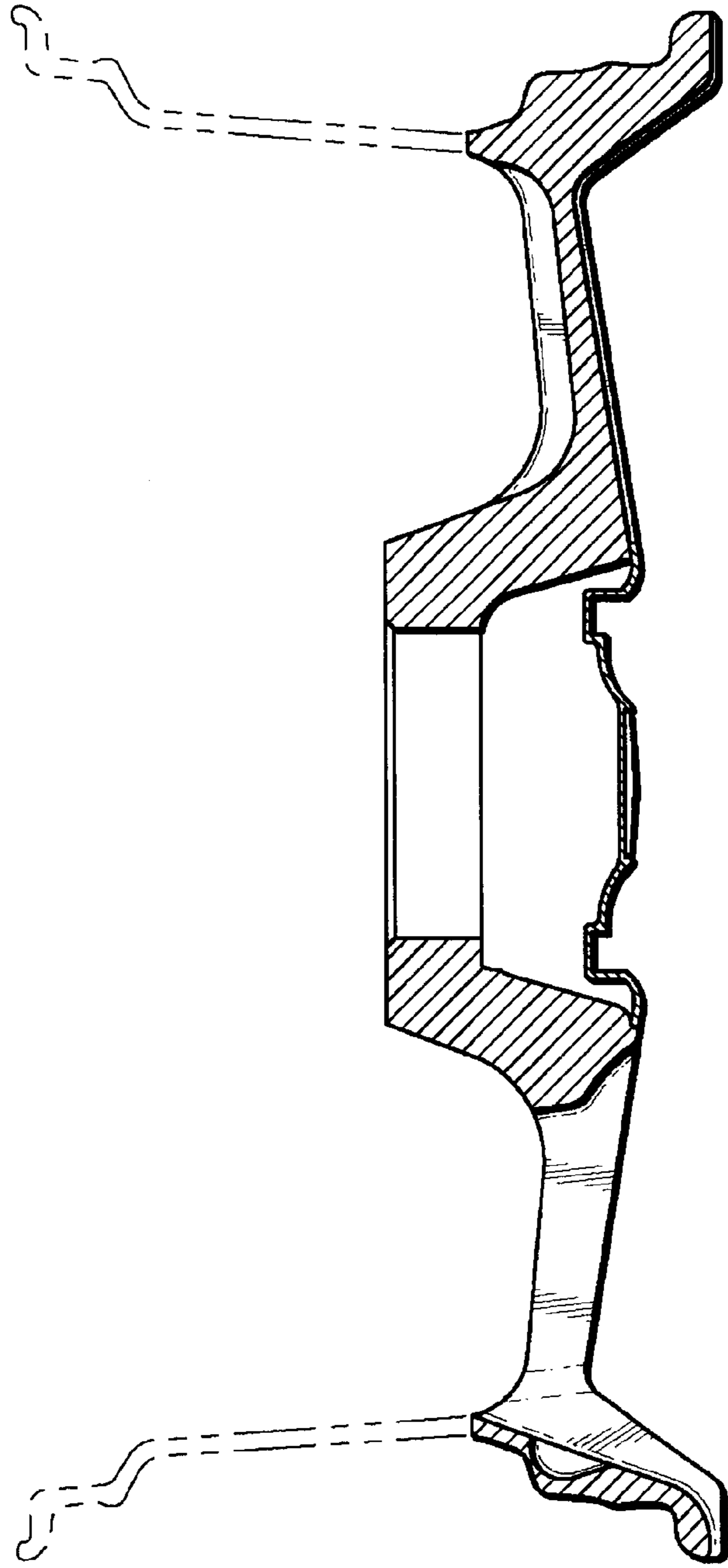


FIG. 3