



US00D481982S

(12) **United States Design Patent**  
**Takechi**

(10) **Patent No.:** **US D481,982 S**

(45) **Date of Patent:** **\*\* Nov. 11, 2003**

(54) **VEHICLE WHEEL**

(75) **Inventor:** **Toshinori Takechi, Matsuyama (JP)**

(73) **Assignee:** **Takechi Project Co., Ltd. (JP)**

(\*\*) **Term:** **14 Years**

(21) **Appl. No.:** **29/161,944**

(22) **Filed:** **Jun. 6, 2002**

(30) **Foreign Application Priority Data**

Jan. 10, 2002 (JP) ..... 2002-000376

(51) **LOC (7) Cl. .... 12-16**

(52) **U.S. Cl. .... D12/211**

(58) **Field of Search ..... D12/204-211;**  
**301/37.101, 64.101, 65**

(56) **References Cited**

**U.S. PATENT DOCUMENTS**

D336,886 S	*	6/1993	Mikawa	.....	D12/211
D360,610 S	*	7/1995	Bernoni	.....	D12/211
D377,471 S	*	1/1997	Stach	.....	D12/209
D383,429 S	*	9/1997	Muzzarelli et al.	.....	D12/211
D416,848 S	*	11/1999	Bernoni	.....	D12/209
D432,970 S	*	10/2000	Pfeiffer et al.	.....	D12/209
D436,907 S	*	1/2001	Ong	.....	D12/209
D444,118 S	*	6/2001	Chung	.....	D12/211
D452,838 S	*	1/2002	Hieke	.....	D12/209
D460,034 S	*	7/2002	Takechi	.....	D12/209
D460,036 S	*	7/2002	Yajima	.....	D12/211
D460,729 S	*	7/2002	Khan	.....	D12/209
D460,941 S	*	7/2002	Muzzarelli	.....	D12/211

D461,440 S	*	8/2002	Koch	.....	D12/211
D462,928 S	*	9/2002	Takechi	.....	D12/209
D466,067 S	*	11/2002	Muzzarelli	.....	D12/211
D466,852 S	*	12/2002	Pfeiffer et al.	.....	D12/211

**OTHER PUBLICATIONS**

Japanese Registered Design Application No. 1142377, Vehicle Wheel, cited as part of a Japanese first office action for corresponding Japanese design application No. 2002-376, issued Nov. 5, 2002.

\* cited by examiner

*Primary Examiner*—Stacia Cadmus

(74) *Attorney, Agent, or Firm*—SAIDMAN DesignLaw Group

(57) **CLAIM**

The ornamental design for a vehicle wheel, as shown and described.

**DESCRIPTION**

FIG. 1 is a perspective view of a vehicle wheel showing my new design;  
FIG. 2 is a front elevational view thereof;  
FIG. 3 is a rear elevational view thereof;  
FIG. 4 is a top plan view thereof;  
FIG. 5 is a bottom plan view thereof;  
FIG. 6 is a left side elevational view thereof; the right side elevational view being a mirror image thereof; and,  
FIG. 7 is a sectional view taken along line 7—7 shown in FIG. 2.

**1 Claim, 6 Drawing Sheets**

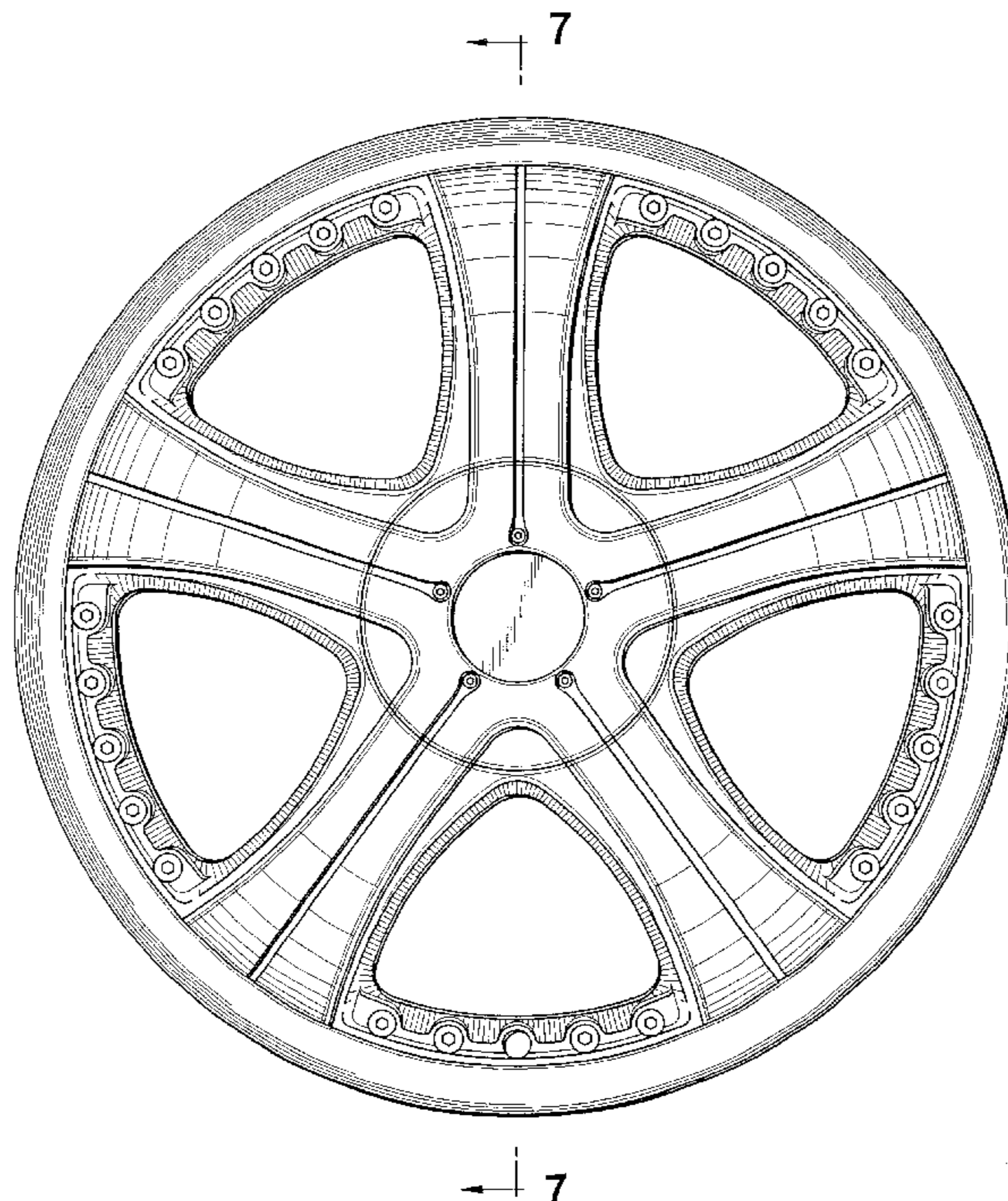


Fig. 1

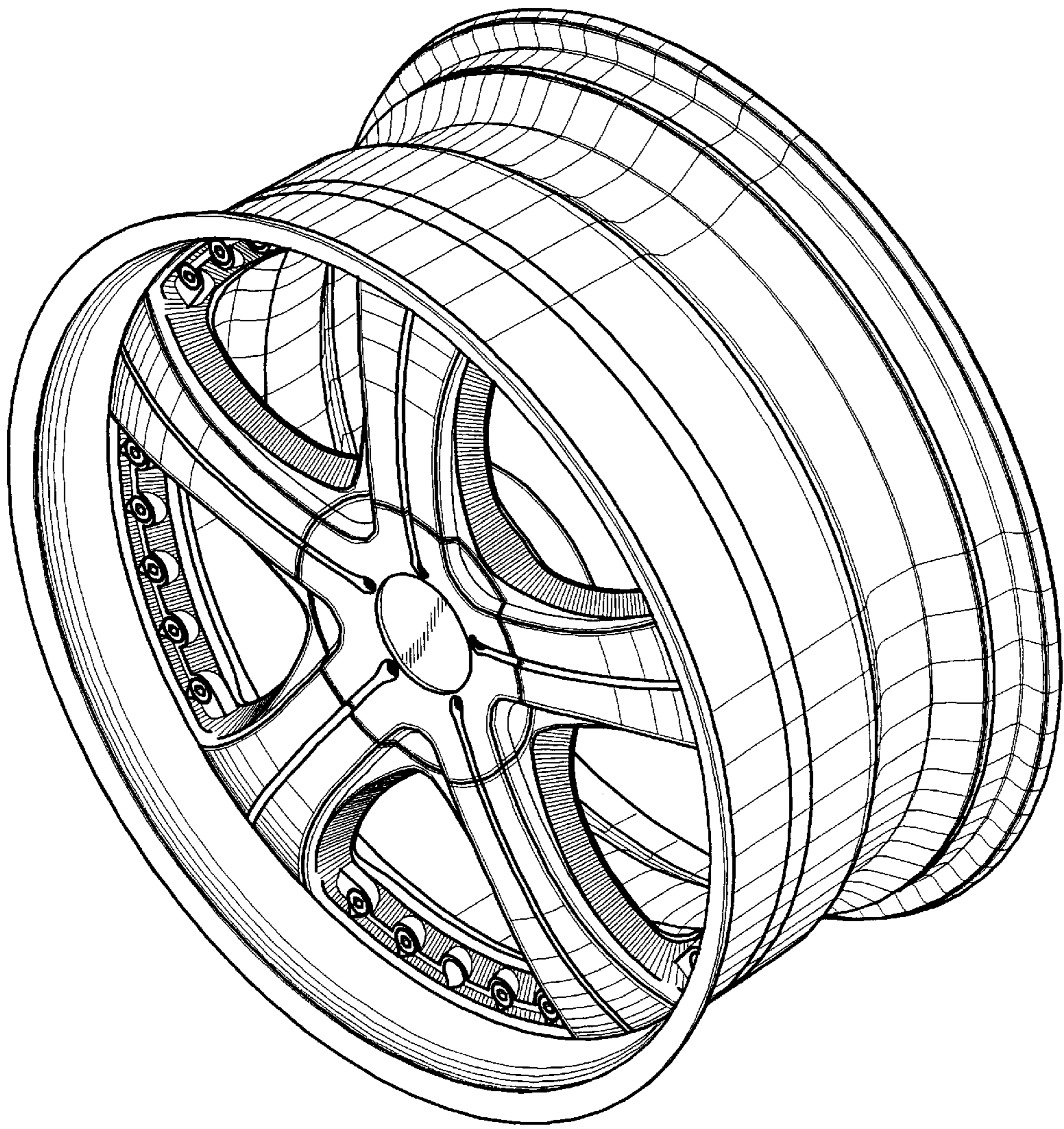




Fig. 2

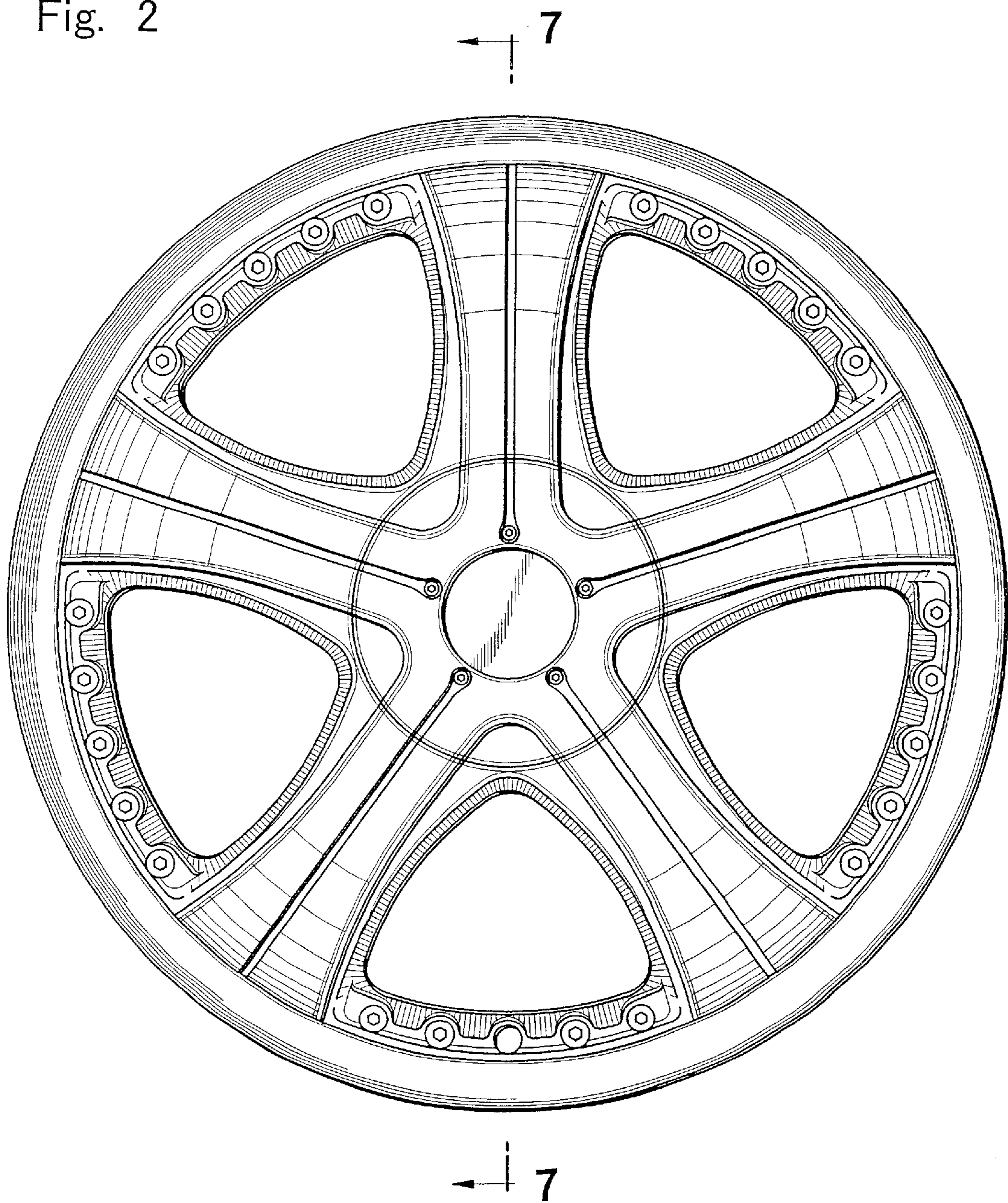


Fig. 3





Fig. 4

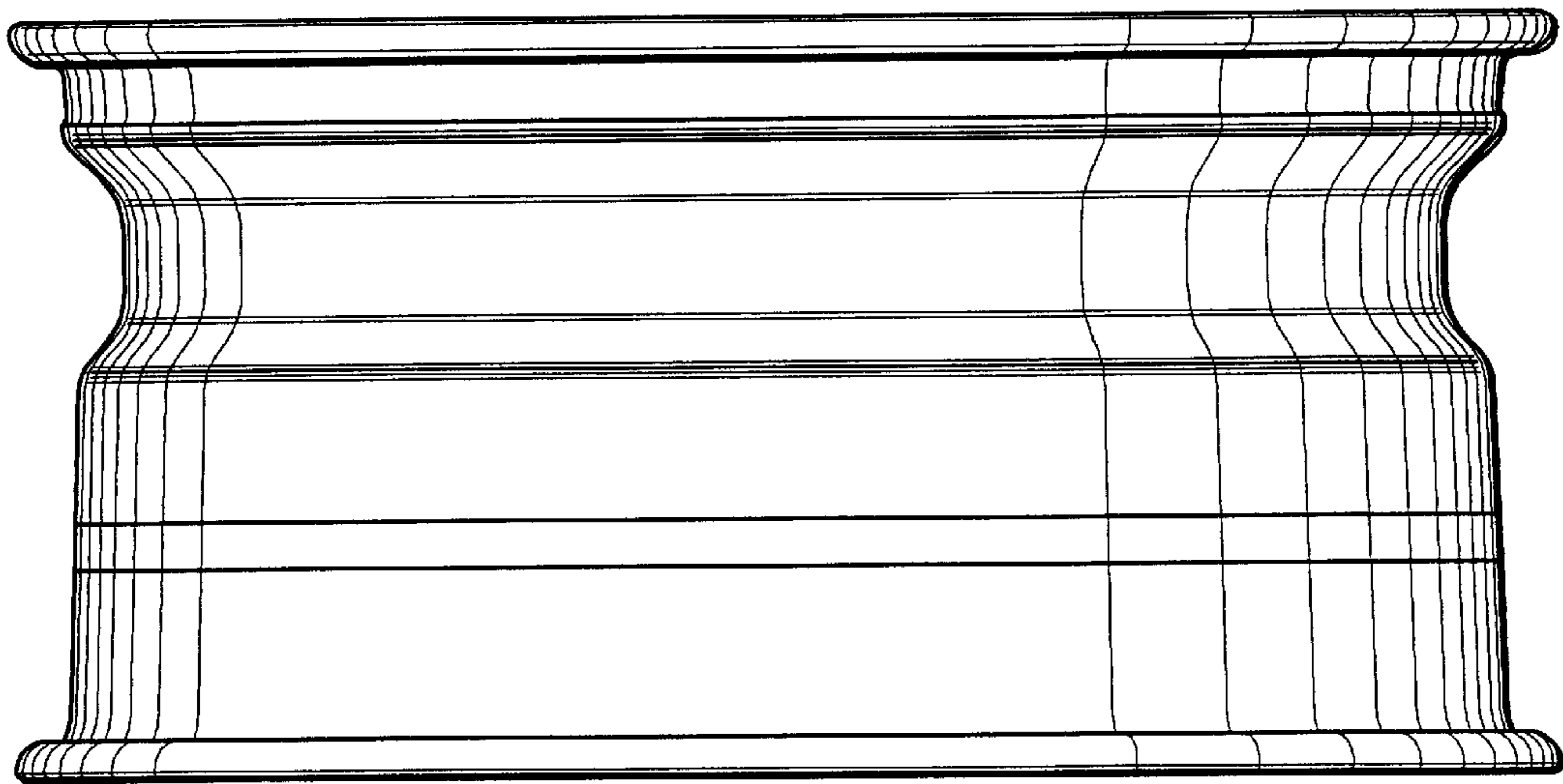


Fig. 5

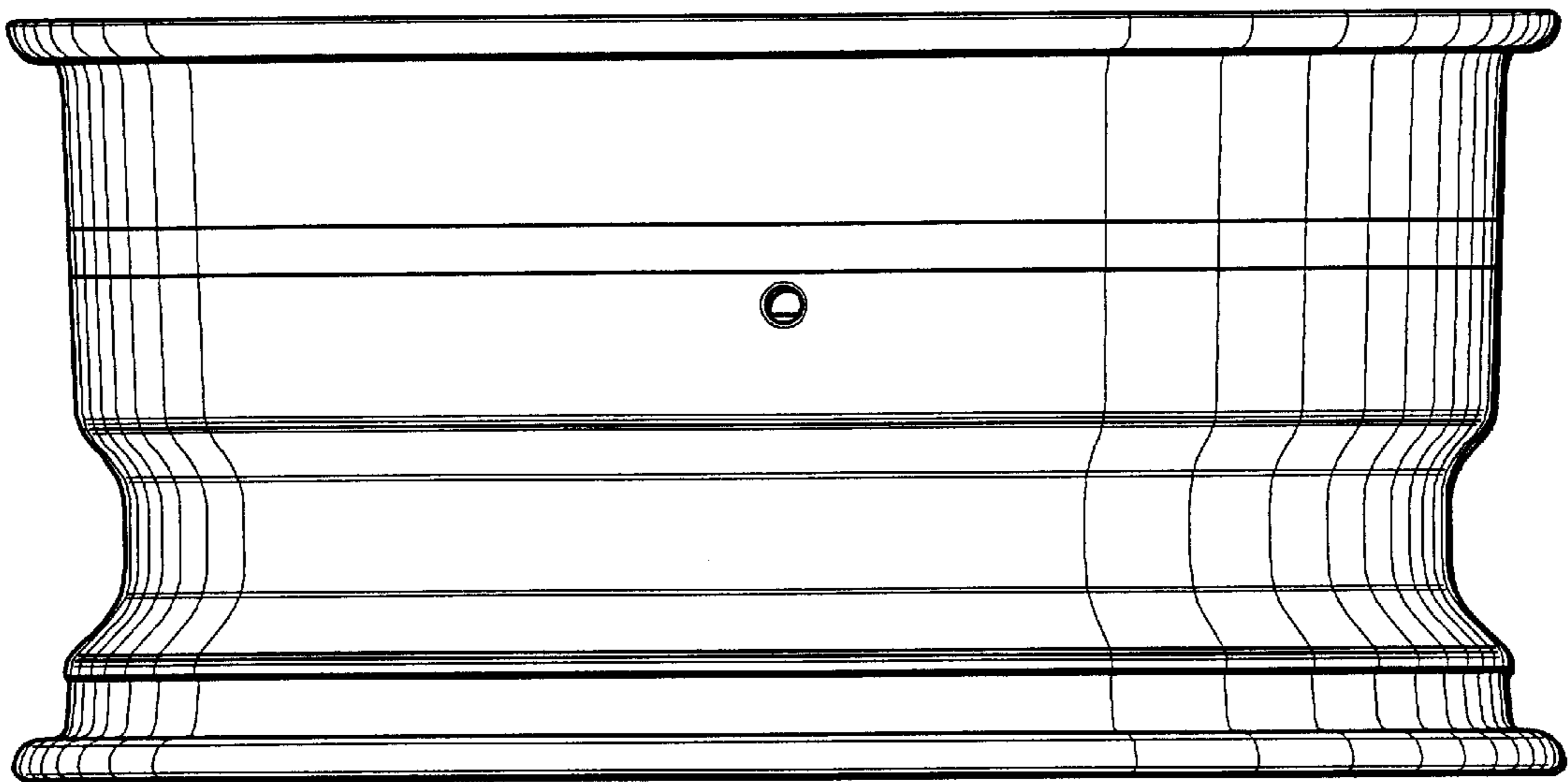
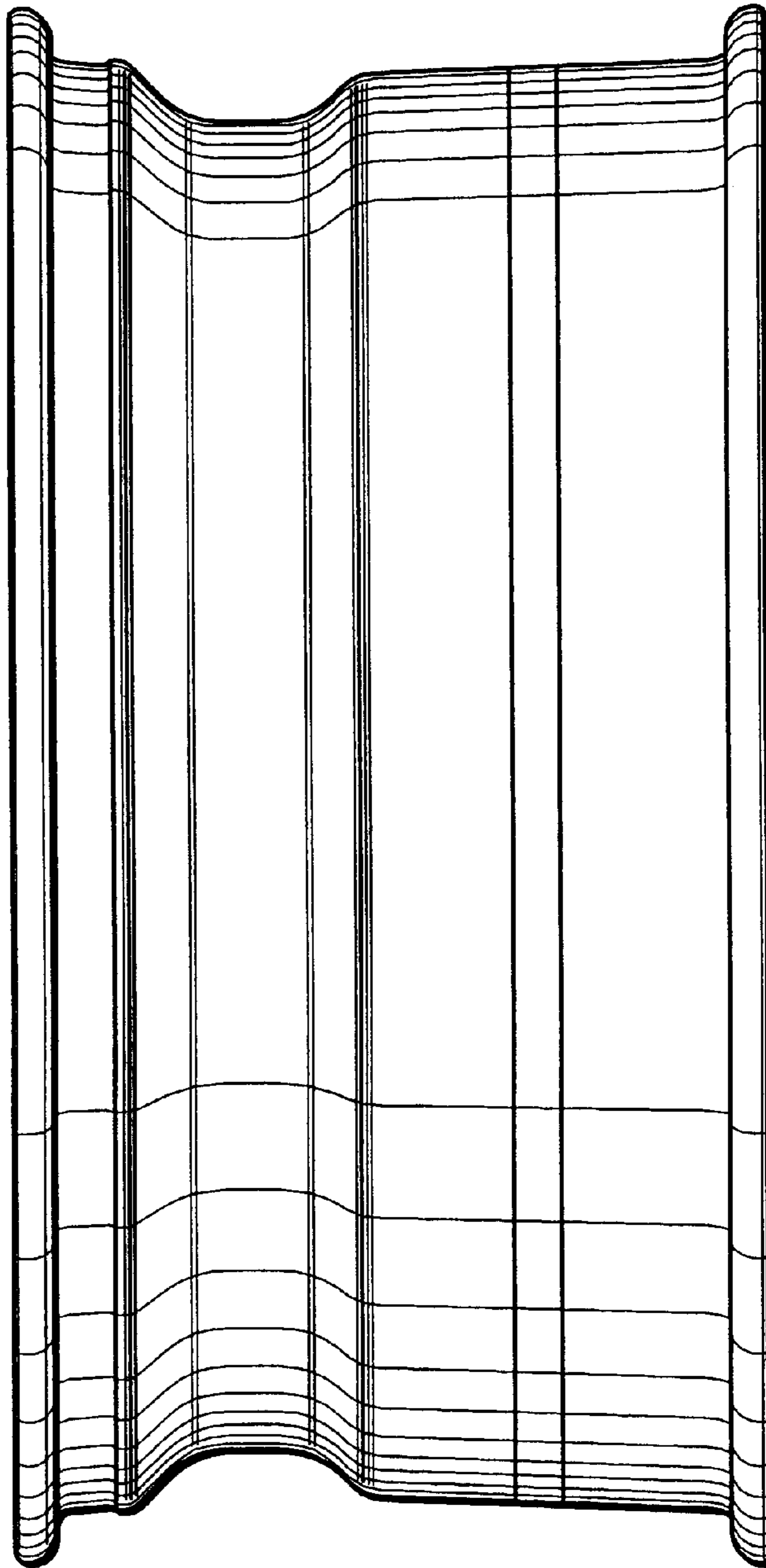


Fig. 6



UNITED STATES PATENT AND TRADEMARK OFFICE  
**CERTIFICATE OF CORRECTION**

PATENT NO. : Des 481,982 S  
DATED : November 11, 2003  
INVENTOR(S) : Toshinori Takechi

Page 1 of 2

It is certified that error appears in the above-identified patent and that said Letters Patent is hereby corrected as shown below:

Add Fig 7. as shown on the attached page:

Signed and Sealed this

Twenty-fourth Day of August, 2004

A handwritten signature in black ink that reads "Jon W. Dudas". The signature is written in a cursive style with a large, looped initial "J".

---

JON W. DUDAS  
*Director of the United States Patent and Trademark Office*



Fig. 7

