



US00D481972S

(12) **United States Design Patent**  
**Adelizzi et al.**

(10) **Patent No.:** **US D481,972 S**

(45) **Date of Patent:** **\*\* Nov. 11, 2003**

(54) **TROLLEY**

D421,581 S \* 3/2000 Dimson et al. .... D12/37

(75) Inventors: **Richard Adelizzi**, Cape Main, NJ (US);  
**Gary Schmidt**, Seaville, NJ (US)

\* cited by examiner

(73) Assignee: **Great American Trolley Co.**, Cape  
May, NJ (US)

*Primary Examiner*—Melody N. Brown  
(74) *Attorney, Agent, or Firm*—Allen, Dyer, Doppelt,  
Milbrath & Gilchrist, P.A.

(\*\*) Term: **14 Years**

(57) **CLAIM**

(21) Appl. No.: **29/144,170**

The ornamental deisign for a trolley, as shown and  
described.

(22) Filed: **Jun. 27, 2001**

**DESCRIPTION**

(51) **LOC (7) Cl.** ..... **12-08**

(52) **U.S. Cl.** ..... **D12/84**

(58) **Field of Search** ..... D12/36, 37, 40,  
D12/84; 104/118, 89, 281, 287, 119-121;  
105/141-147


FIG. 1 is a right side view of a trolley showing a new design;  
FIG. 2 is a left side view, thereof;  
FIG. 3 is a front view thereof;  
FIG. 4 is a bottom plan view thereof;  
FIG. 5 is a top plan view thereof;  
FIG. 6 is a rear view thereof; and,  
FIG. 7 is a front left perspective view thereof.

(56) **References Cited**

**U.S. PATENT DOCUMENTS**

D320,581 S \* 10/1991 Gallitzendorfer ..... D12/37

**1 Claim, 6 Drawing Sheets**






FIGURE 1

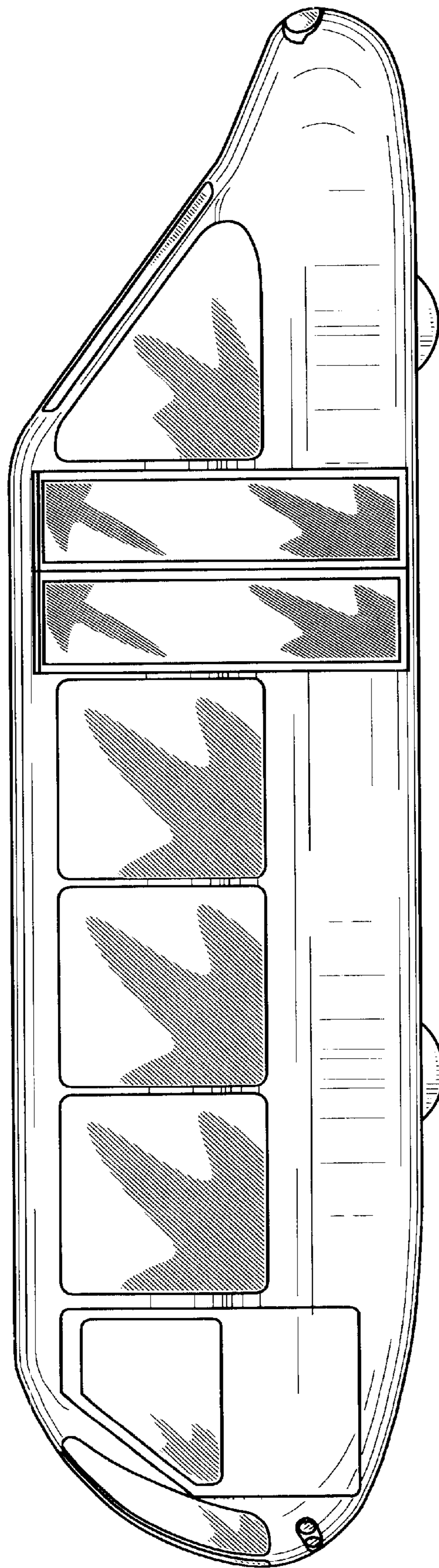
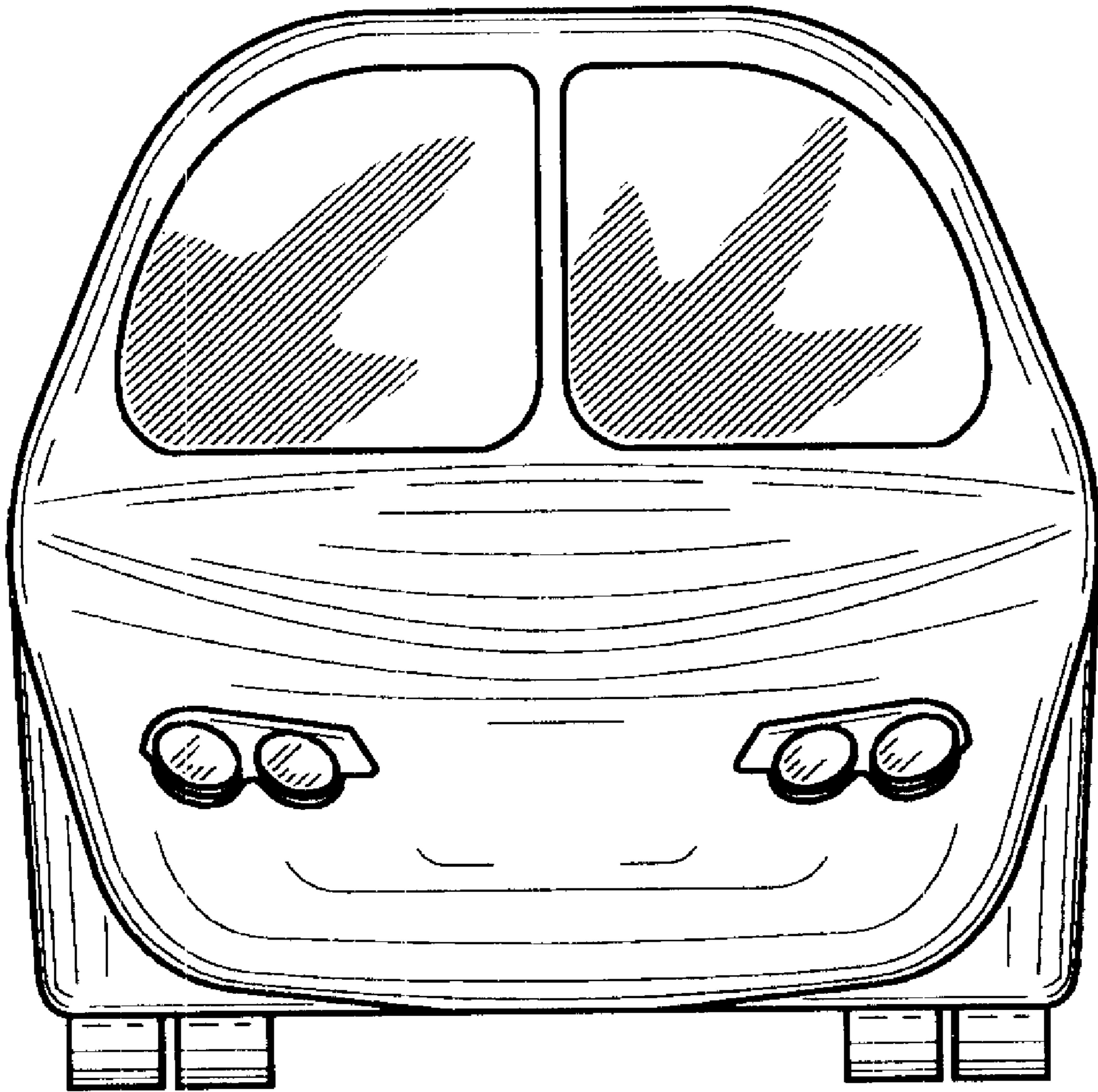


FIGURE 2



**FIGURE 3**

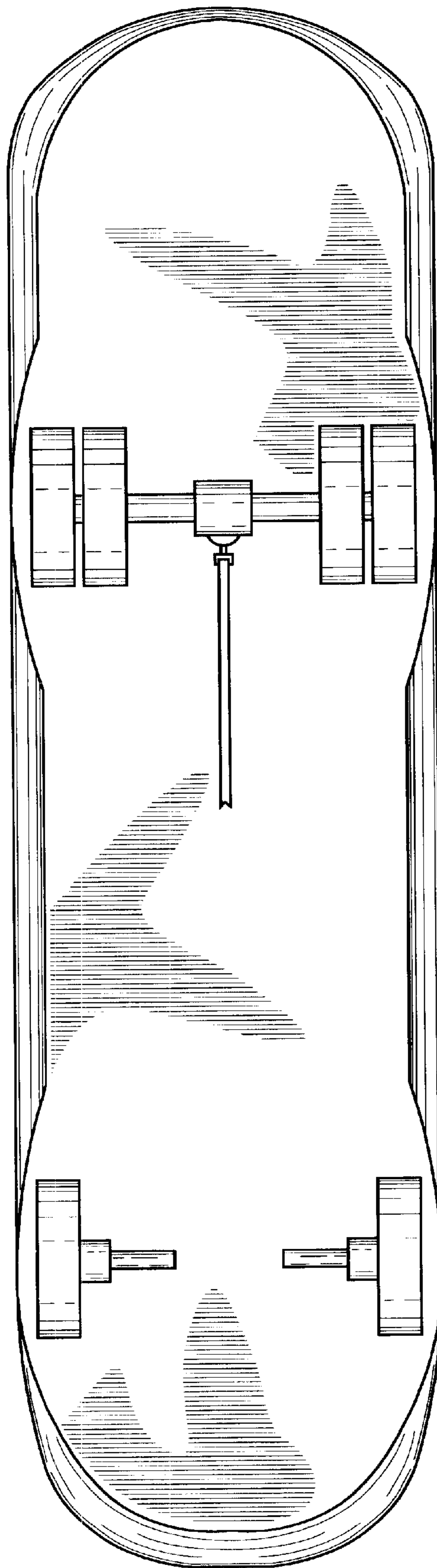


FIGURE 4



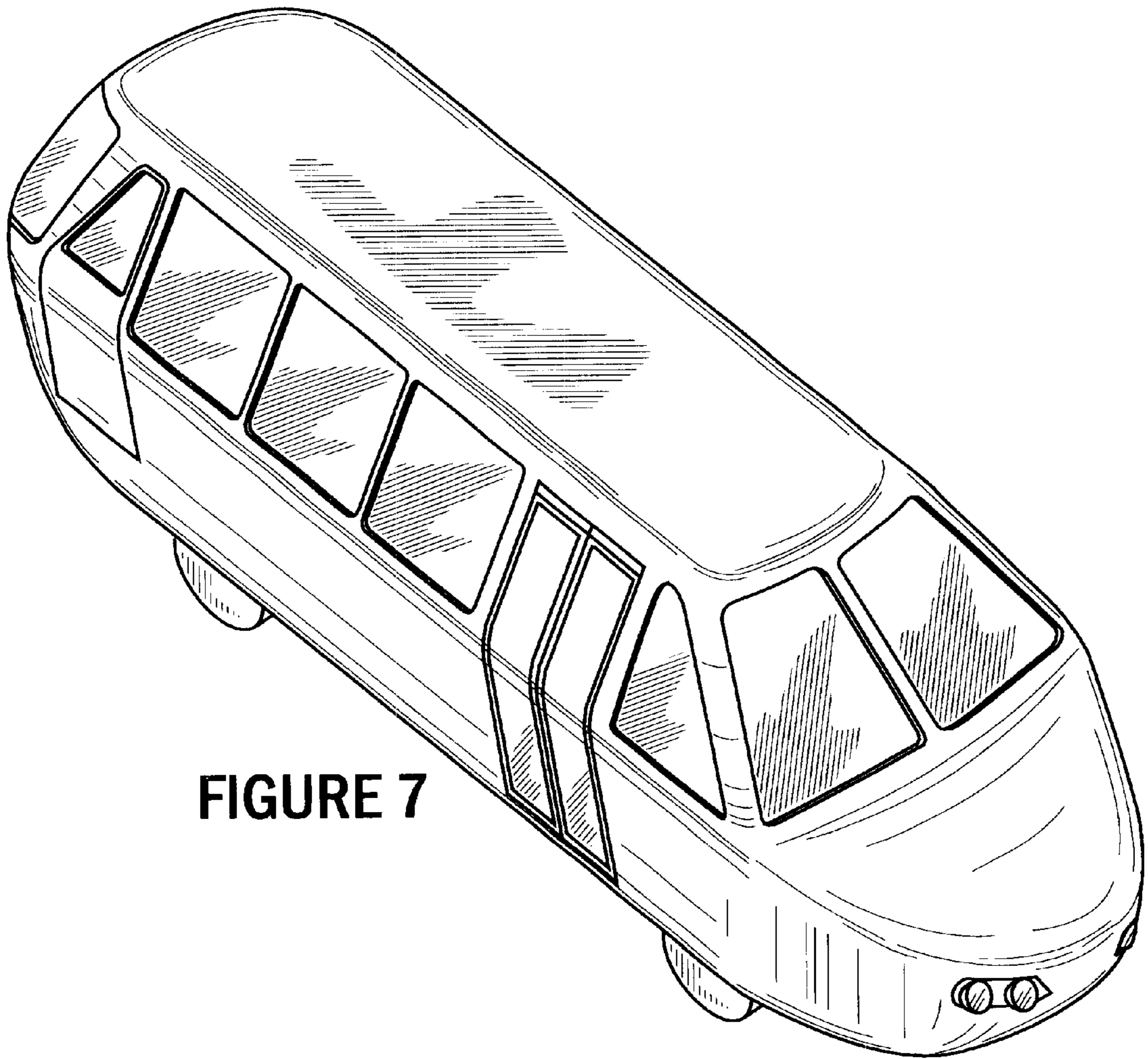


FIGURE 5



**FIGURE 6**



**FIGURE 7**