



US00D481969S

(12) **United States Design Patent**
Grimes-Frederick et al.

(10) **Patent No.:** **US D481,969 S**

(45) **Date of Patent:** **** Nov. 11, 2003**

(54) **EMBLEM**

(75) **Inventors:** **Dorothea Grimes-Frederick**, South Orange, NJ (US); **James J. Macor**, Jackson, NJ (US); **Steve O. Mak**, Leonardo, NJ (US)

(73) **Assignee:** **Avaya Technology Corp.**, Basking Ridge, NJ (US)

(**) **Term:** **14 Years**

(21) **Appl. No.:** **29/158,626**

(22) **Filed:** **Apr. 5, 2002**

(51) **LOC (7) Cl.** **11-03**

(52) **U.S. Cl.** **D11/95**

(58) **Field of Search** D11/1, 2, 43-50, D11/54, 57-58, 61, 65-66, 79-83, 95-102, 107, 110, 116; 70/456 B, 456 R; 24/3.6, 92; 63/13, 18-20, 23; D3/207-208, 211-212; 40/1.5

(56) **References Cited**

U.S. PATENT DOCUMENTS

315,894 A * 4/1885 Boynton 24/92

D32,941 S * 7/1900 Hornich D11/95
D308,492 S * 6/1990 Fleischli D11/95
D378,581 S * 3/1997 Stojanovic D11/95
D464,907 S * 10/2002 Jacobs D11/95

* cited by examiner

Primary Examiner—Ralf Seifert

(74) *Attorney, Agent, or Firm*—Birch, Stewart, Kolasch & Birch, LLP

(57) **CLAIM**

We claim the ornamental design for an emblem, as shown and described.

DESCRIPTION

FIG. 1 is a perspective view of the emblem, as seen from above and to the right;
FIG. 2 is a front view of the emblem;
FIG. 3 is a back view of the emblem;
FIG. 4 is a right side view of the emblem shown at a 90 degree clockwise rotation, the left side view being identical to FIG. 4 if it is rotated 90 degrees counter-clockwise;
FIG. 5 is a top view the emblem; and,
FIG. 6 is a top view of the emblem.

1 Claim, 1 Drawing Sheet

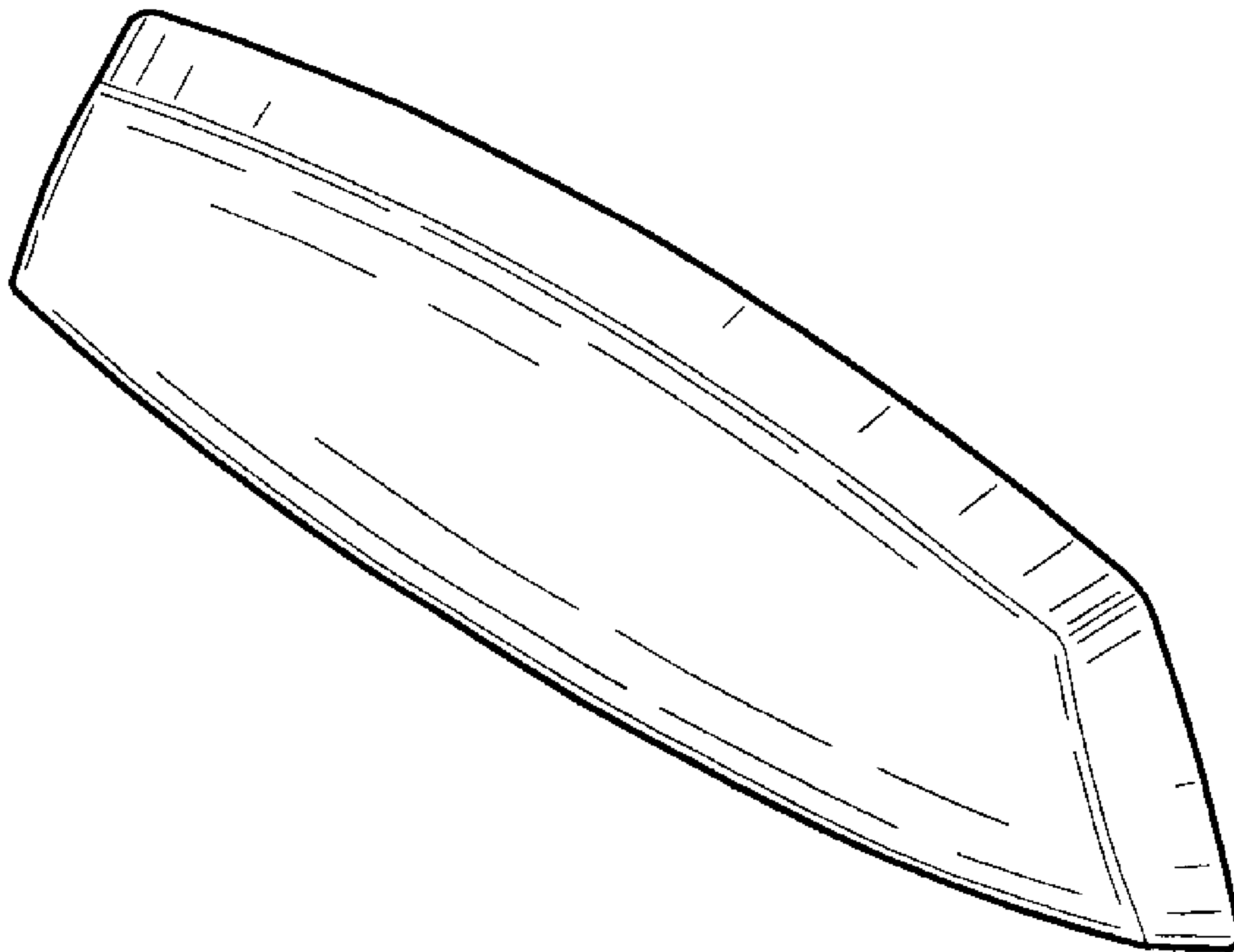


FIG. 1

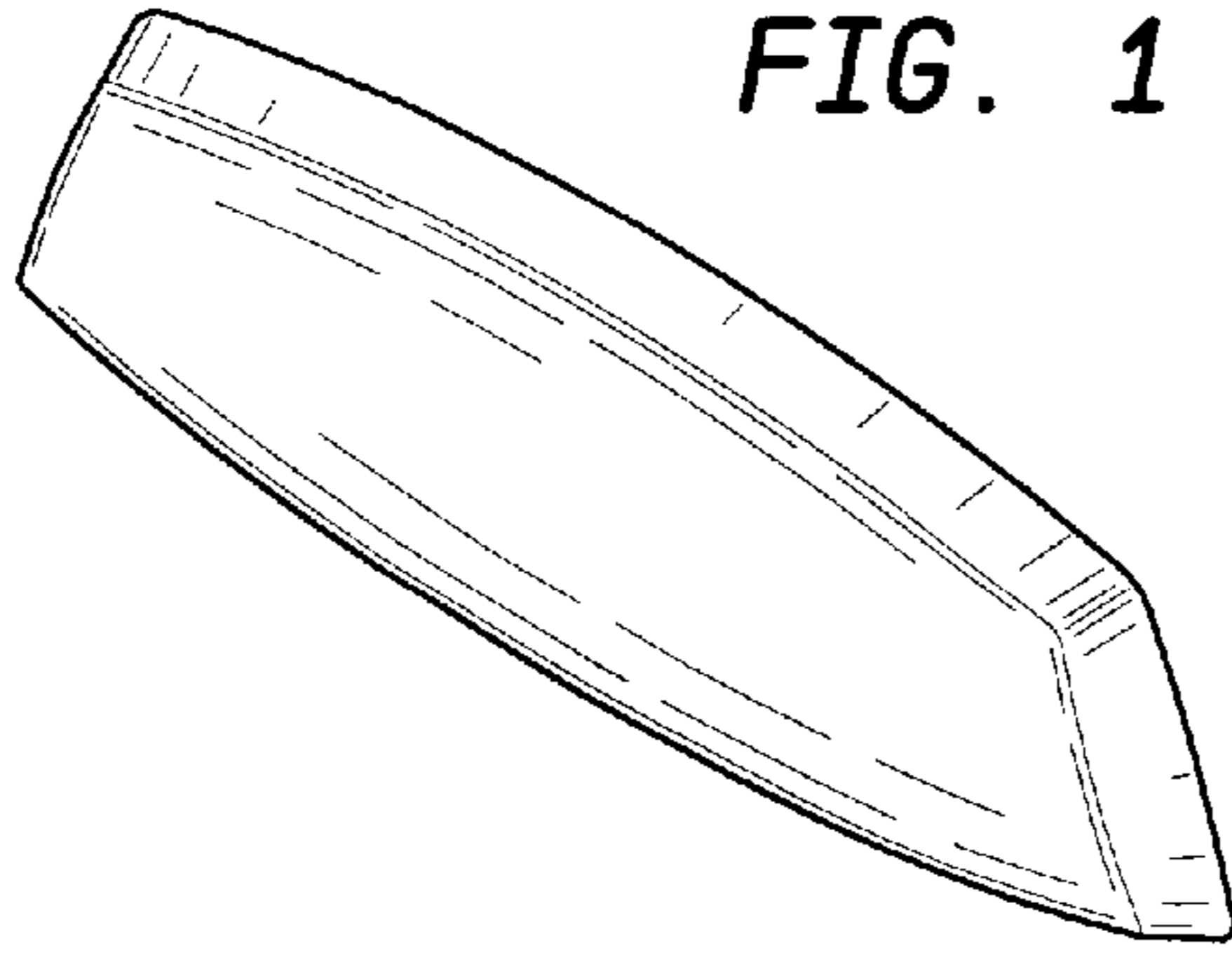


FIG. 2




FIG. 3

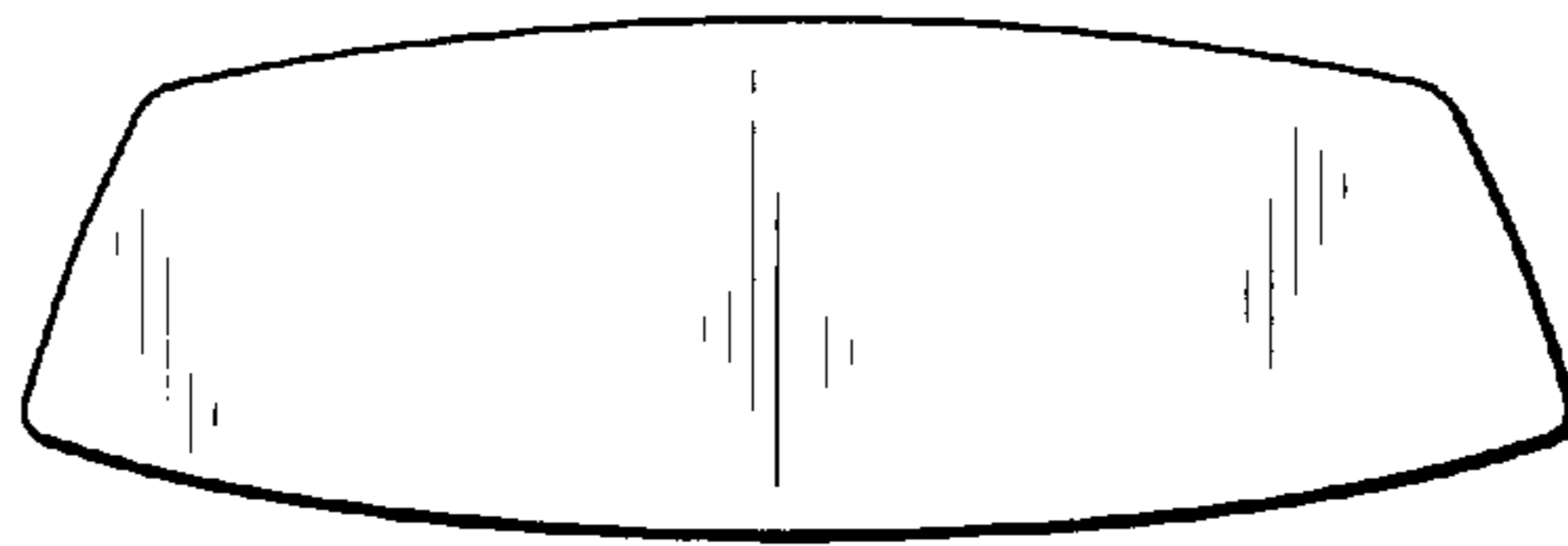


FIG. 4



FIG. 5




FIG. 6

