



US00D481960S

(12) **United States Design Patent**
Laucella

(10) **Patent No.:** **US D481,960 S**

(45) **Date of Patent:** **** Nov. 11, 2003**

(54) **WATCH CASE**

(75) Inventor: **Vincent Laucella, Le Brassus (CH)**

(73) Assignee: **Montres Breguet SA, L'Abbaye (CH)**

(**) Term: **14 Years**

(21) Appl. No.: **29/163,770**

(22) Filed: **Jul. 12, 2002**

(30) **Foreign Application Priority Data**

Feb. 8, 2002 (WO) DM/058 854

(51) **LOC (7) Cl.** **10-02**

(52) **U.S. Cl.** **D10/33; D10/30**

(58) **Field of Search** D10/1-40, 122-132;
368/280-282, 276-277, 285, 294-295

(56) **References Cited**

U.S. PATENT DOCUMENTS

- D17,348 S * 5/1887 Rapp D10/37 X
- D27,009 S * 5/1897 Depollier D10/37
- 1,160,616 A * 11/1915 Jeffery et al. 368/282
- 1,247,755 A * 11/1917 Wachter 368/277
- 5,119,351 A * 6/1992 Gogniat 368/282
- D436,044 S * 1/2001 Subilia D10/30

FOREIGN PATENT DOCUMENTS

JP 0115391 * 7/1983 D10/126 U X

OTHER PUBLICATIONS

Jeweler's Circular—Keystone—Jan. 1988—p. 53—watch at lower-left.*

* cited by examiner

Primary Examiner—Nelson C. Holtje

(74) *Attorney, Agent, or Firm*—Collen IP; Donald J. Ranft

(57) **CLAIM**

The ornamental design for a watch case, as shown and described.

DESCRIPTION

FIG. 1 is a front view of my new and ornamental design for a watch case;

FIG. 2 is a rear view thereof;

FIG. 3 is a top view thereof;


FIG. 4 is a bottom view thereof;

FIG. 5 is a right side view thereof;

FIG. 6 is a left side view thereof; and,

FIG. 7 is a right front perspective view thereof.

1 Claim, 4 Drawing Sheets



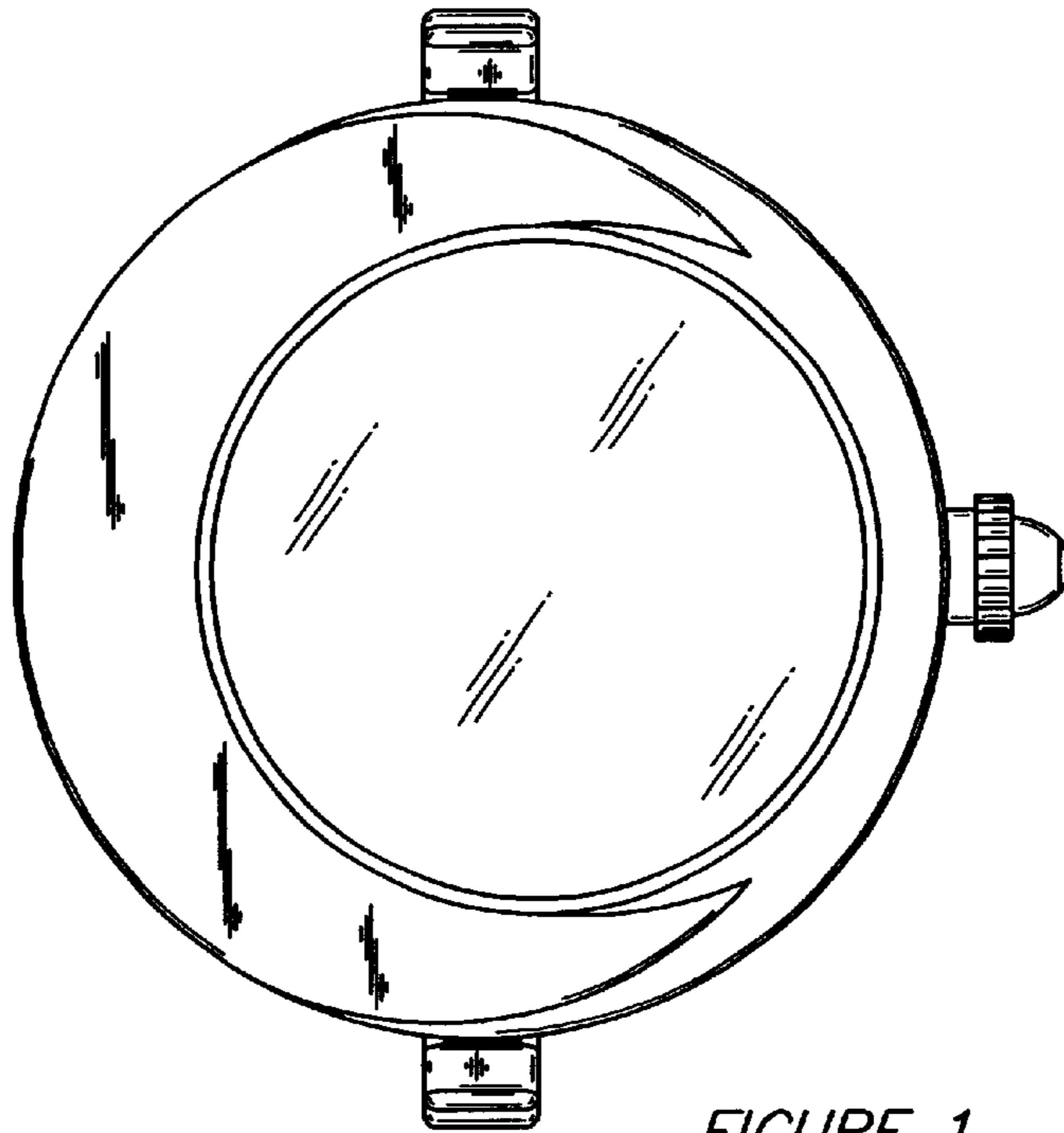


FIGURE 1

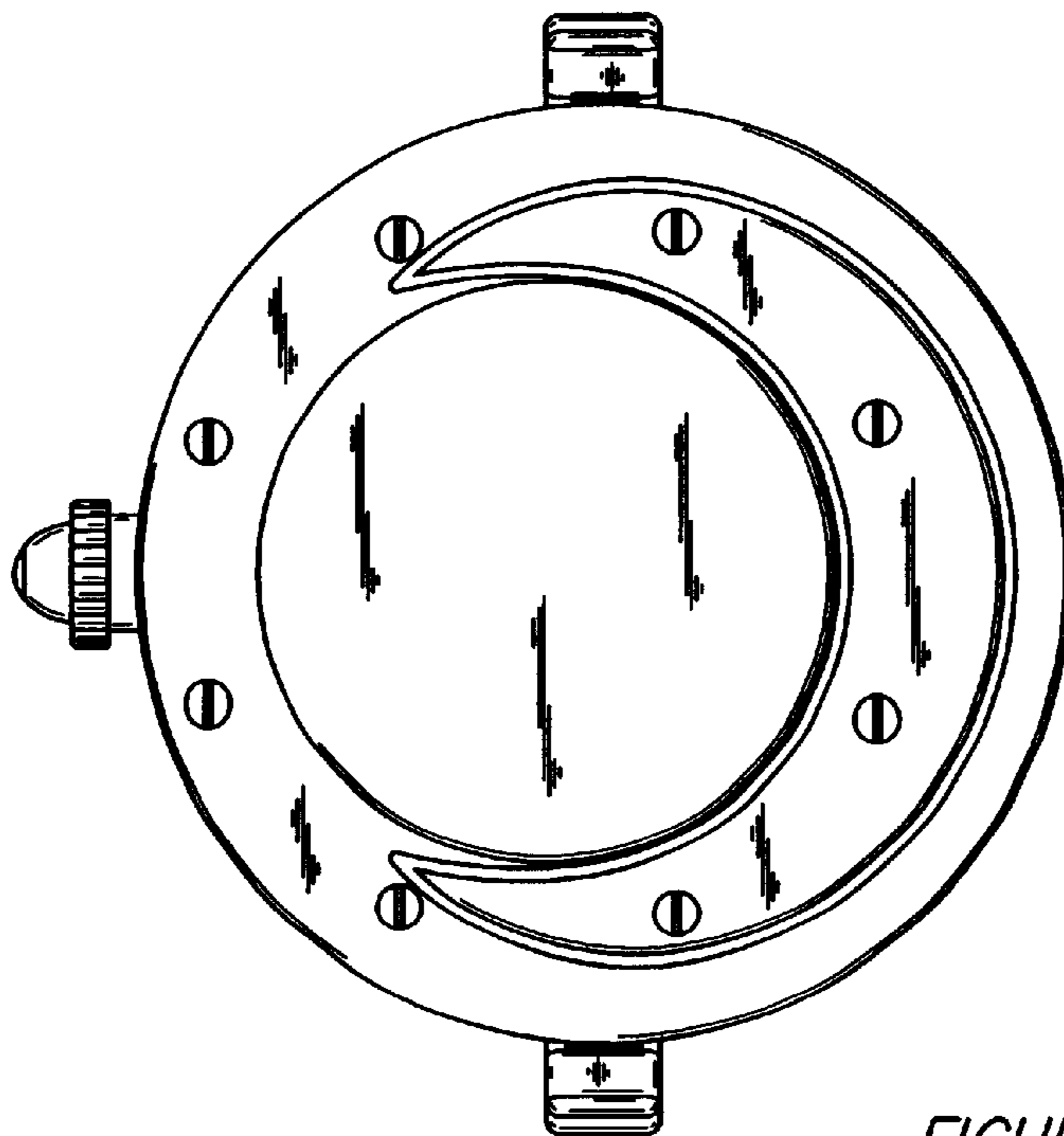


FIGURE 2

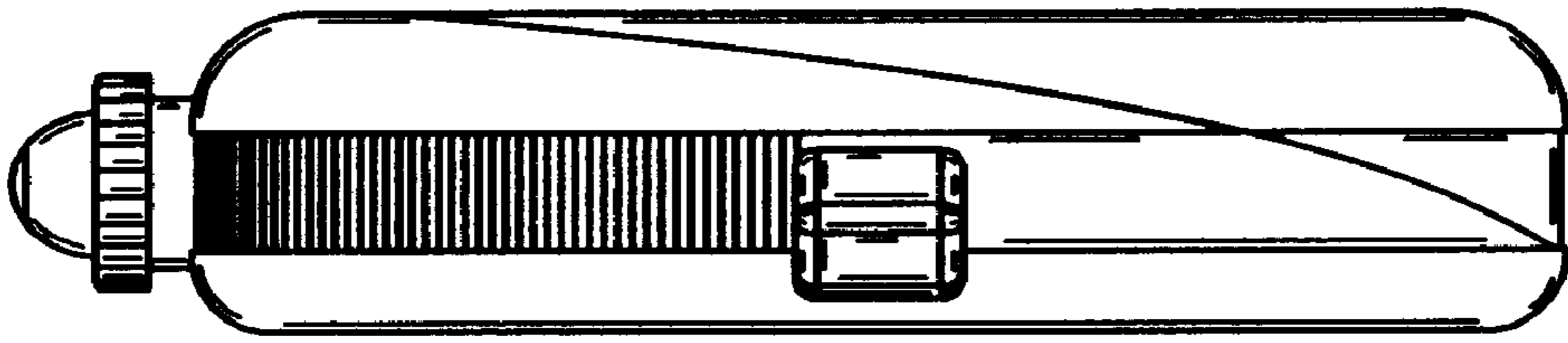


FIGURE 3

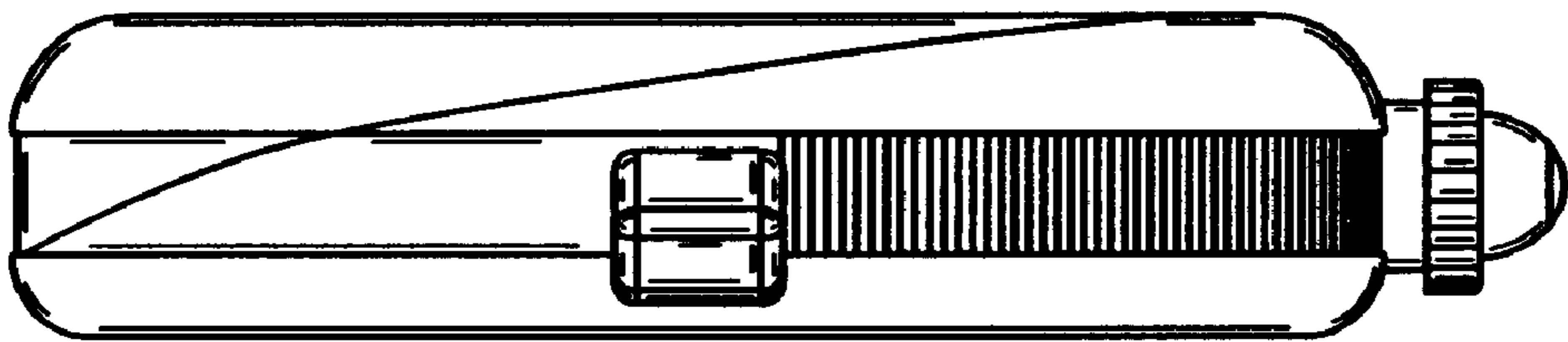


FIGURE 4




FIGURE 5

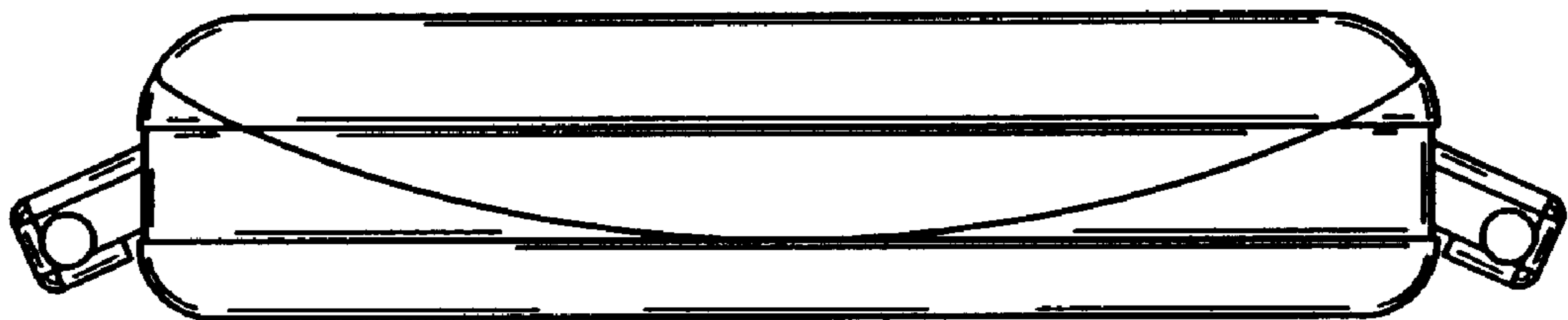


FIGURE 6




FIGURE 7