



US00D481957S

(12) **United States Design Patent**
Modjeski

(10) **Patent No.:** **US D481,957 S**

(45) **Date of Patent:** **** Nov. 11, 2003**

(54) **BOTTLE WITH CAP**

(75) **Inventor:** **Lara Modjeski, New York, NY (US)**

(73) **Assignee:** **PRL USA Holdings, Inc., Wilmington, DE (US)**

(**) **Term:** **14 Years**

(21) **Appl. No.:** **29/176,910**

(22) **Filed:** **Feb. 27, 2003**

(51) **LOC (7) Cl.** **09-01**

(52) **U.S. Cl.** **D9/560; D9/571; D9/574**

(58) **Field of Search** **D9/516, 529, 504, D9/505, 503, 544, 560, 571, 572, 573, 574, 439, 454; 215/382-384, 396, 398, 400, 12.1, 12.2, 123; D19/93-94**

(56) **References Cited**

U.S. PATENT DOCUMENTS

- D6,116 S * 9/1872 Adams et al. D9/332
- D57,893 S * 5/1921 Eberhart D9/560 X
- D132,180 S * 4/1942 Ireys D9/560
- D137,328 S * 2/1944 Stroh D19/84
- 2,363,369 A * 11/1944 Stroh D19/93 X
- D211,505 S * 6/1968 Anderson D9/543
- D214,663 S * 7/1969 Brickey, Jr. D9/560
- 3,567,104 A * 3/1971 Arslanian 215/12.1 X
- D259,098 S 5/1981 Lauren
- 4,714,181 A * 12/1987 Kozlowski et al. 222/480
- 4,724,855 A * 2/1988 Jackson et al. 134/93
- D345,224 S * 3/1994 Boss D26/11
- D345,920 S * 4/1994 Gobe D9/571

- D353,850 S * 12/1994 Hrsel et al. D21/479
- D424,940 S * 5/2000 Degnen D9/454
- D459,656 S * 7/2002 Burger D9/503

OTHER PUBLICATIONS

- Photograph 1—Christian La Croix custom bottle.
- Photograph 2—Christian La Croix “Bazar” bottle.
- Photograph 3—Hugo Boss—Boss bottle.
- Photograph 4—Vera Wang bottle.
- Photograph 6—Pocket of America, Inc. stock bottle.
- Photocopy 7—Louvre stock bottle.
- Photocopy 8—Monument stock bottle.

* cited by examiner

Primary Examiner—Ted Shooman
Assistant Examiner—Carol Rademaker
(74) *Attorney, Agent, or Firm*—Baker Botts L.L.P.

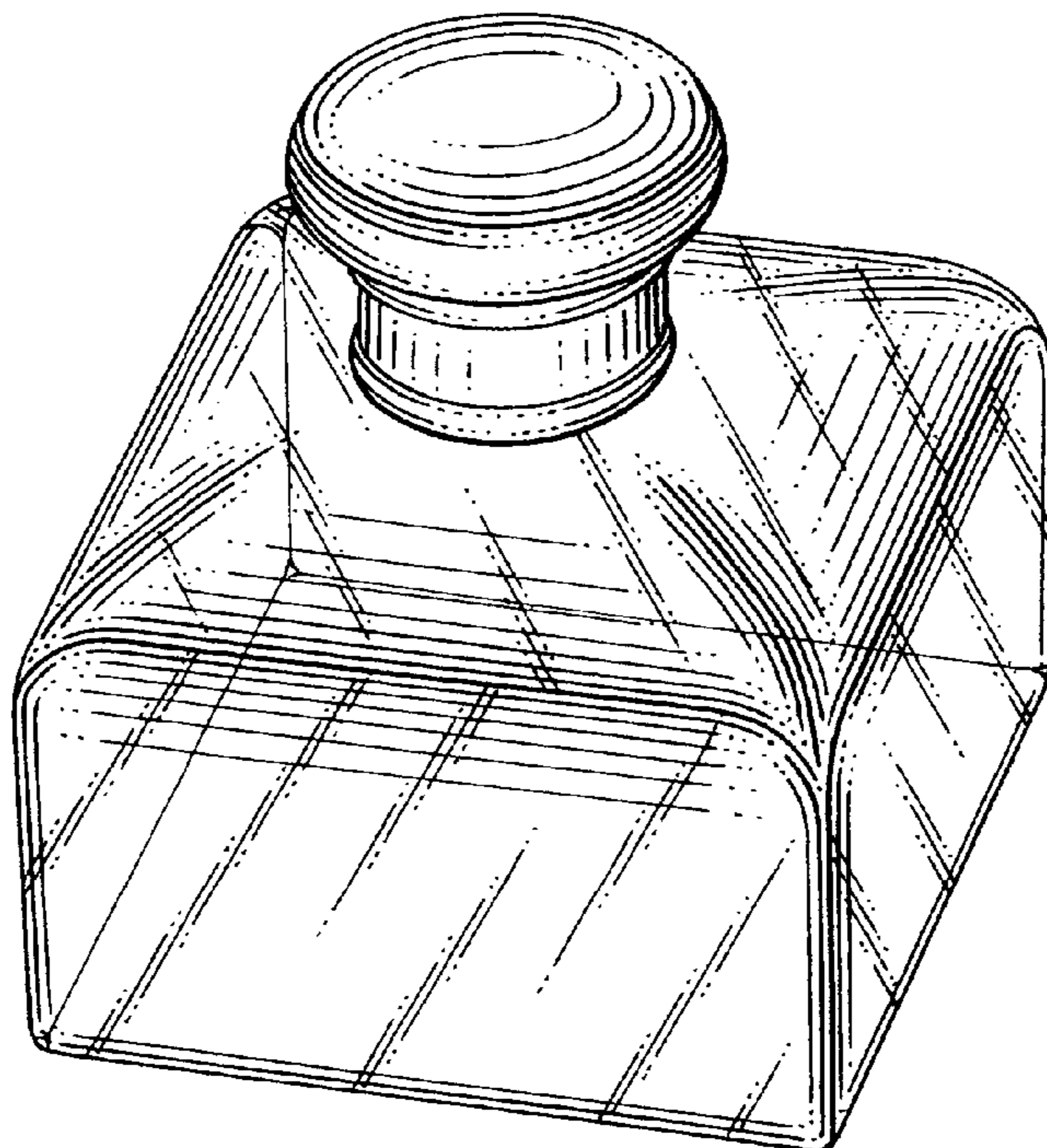
(57) **CLAIM**

The ornamental design for a bottle with cap, as shown and described.

DESCRIPTION

FIG. 1 is a three-dimensional perspective view of the bottle with cap of the present invention;
FIG. 2 is a front view of the bottle with cap of the present invention;
FIG. 3 is a top view of the bottle with cap of the present invention; and,
FIG. 4 is a bottom view of the bottle with cap of the present invention.

1 Claim, 2 Drawing Sheets



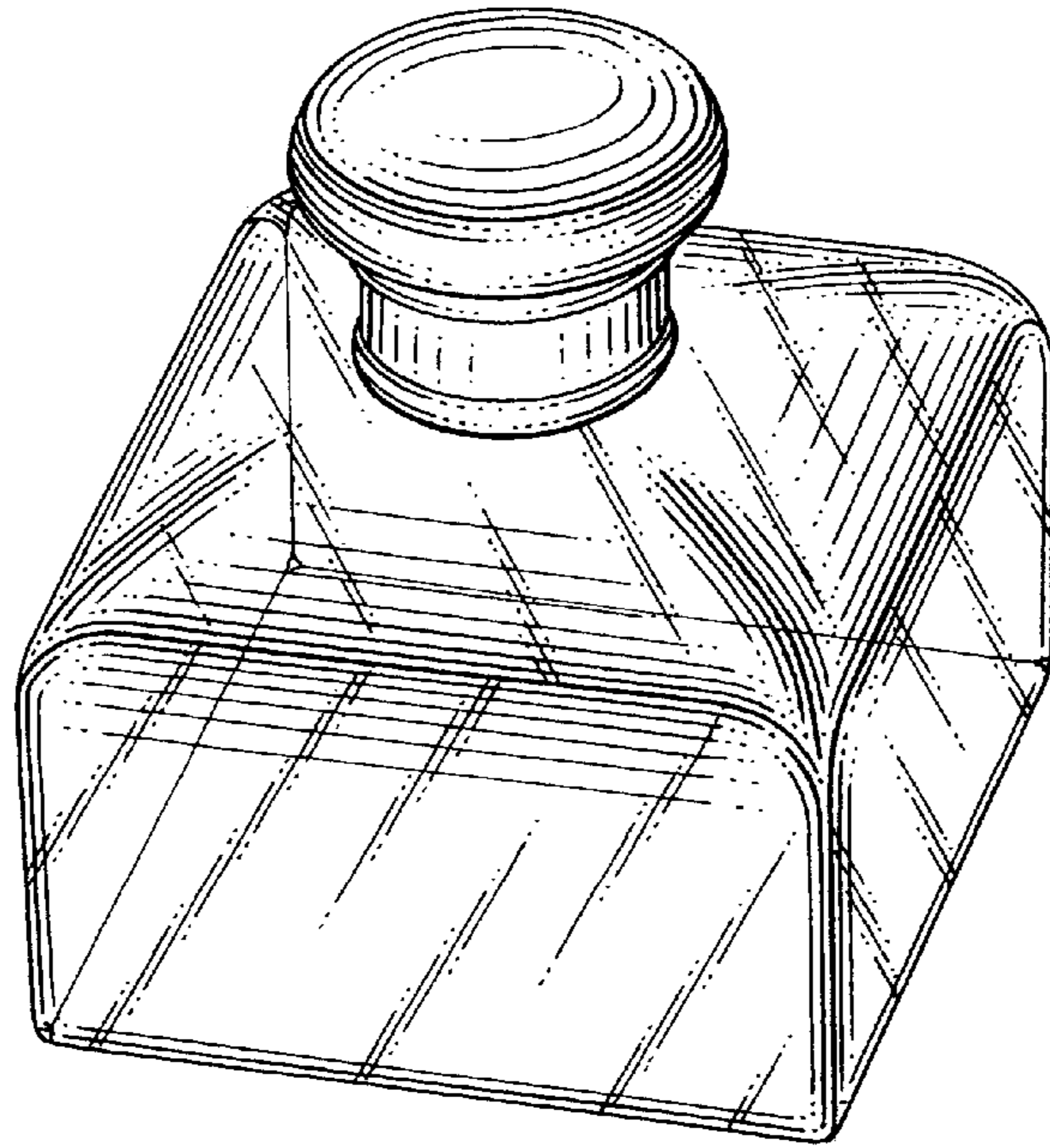


FIG. 1

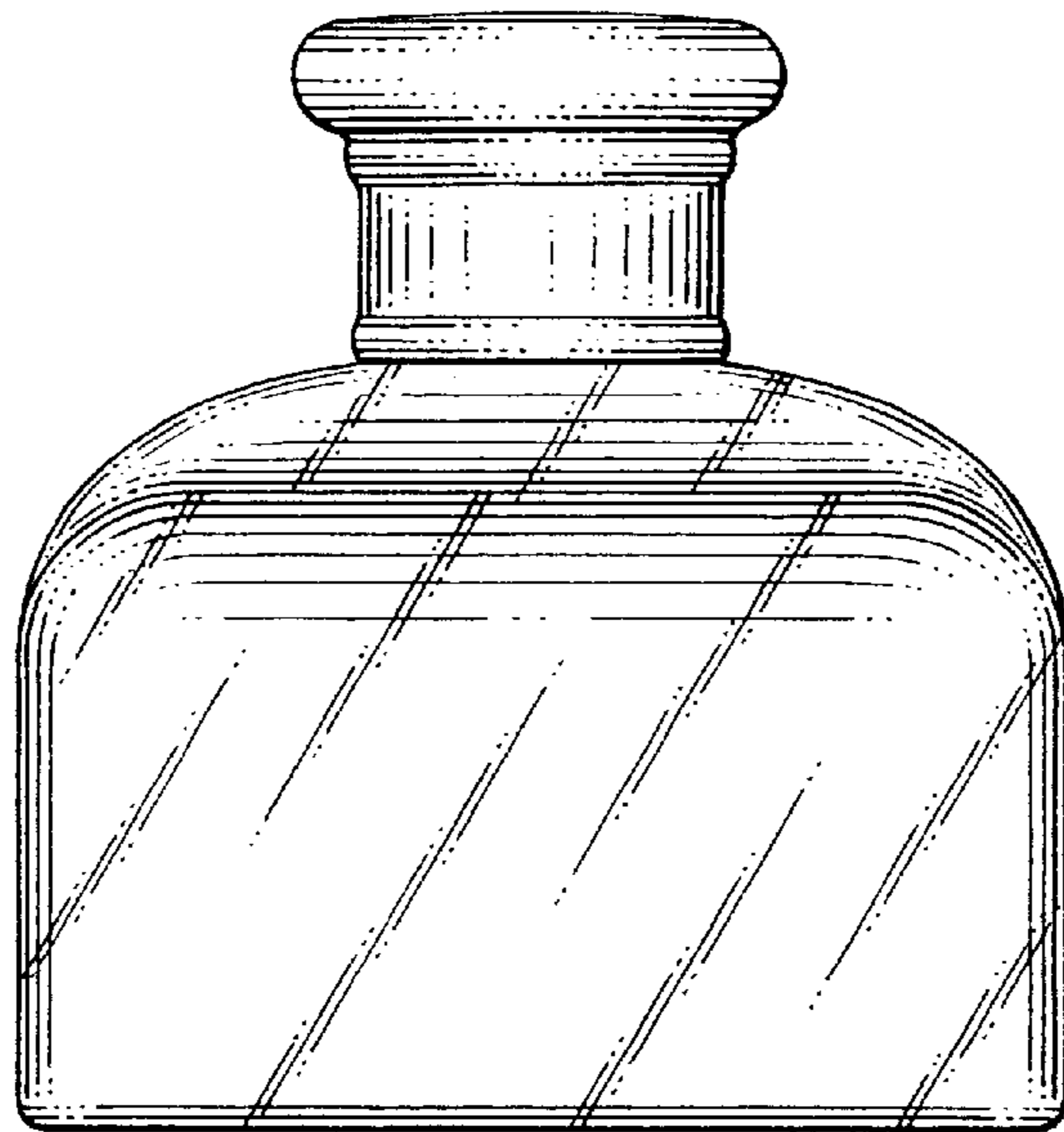


FIG. 2

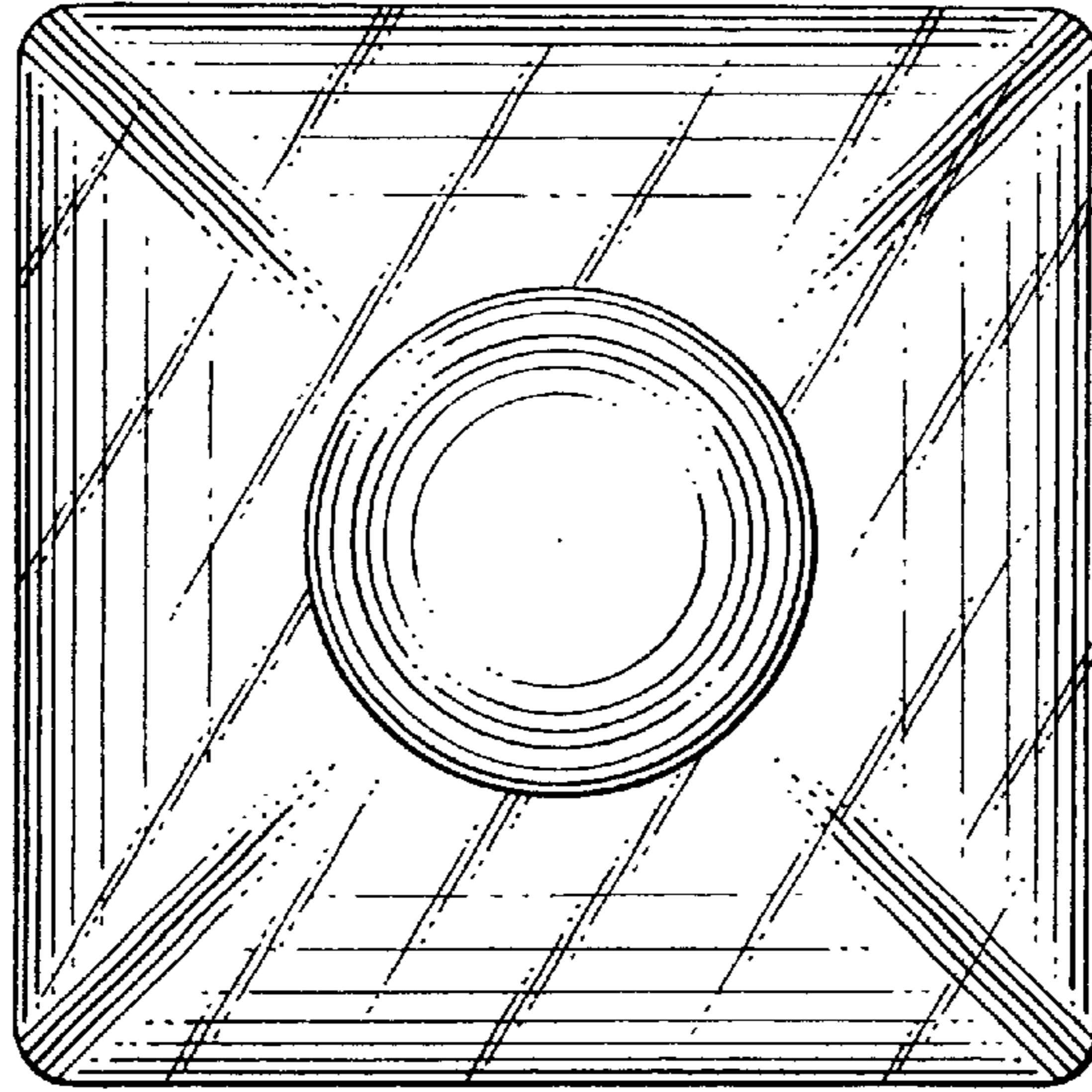


FIG. 3

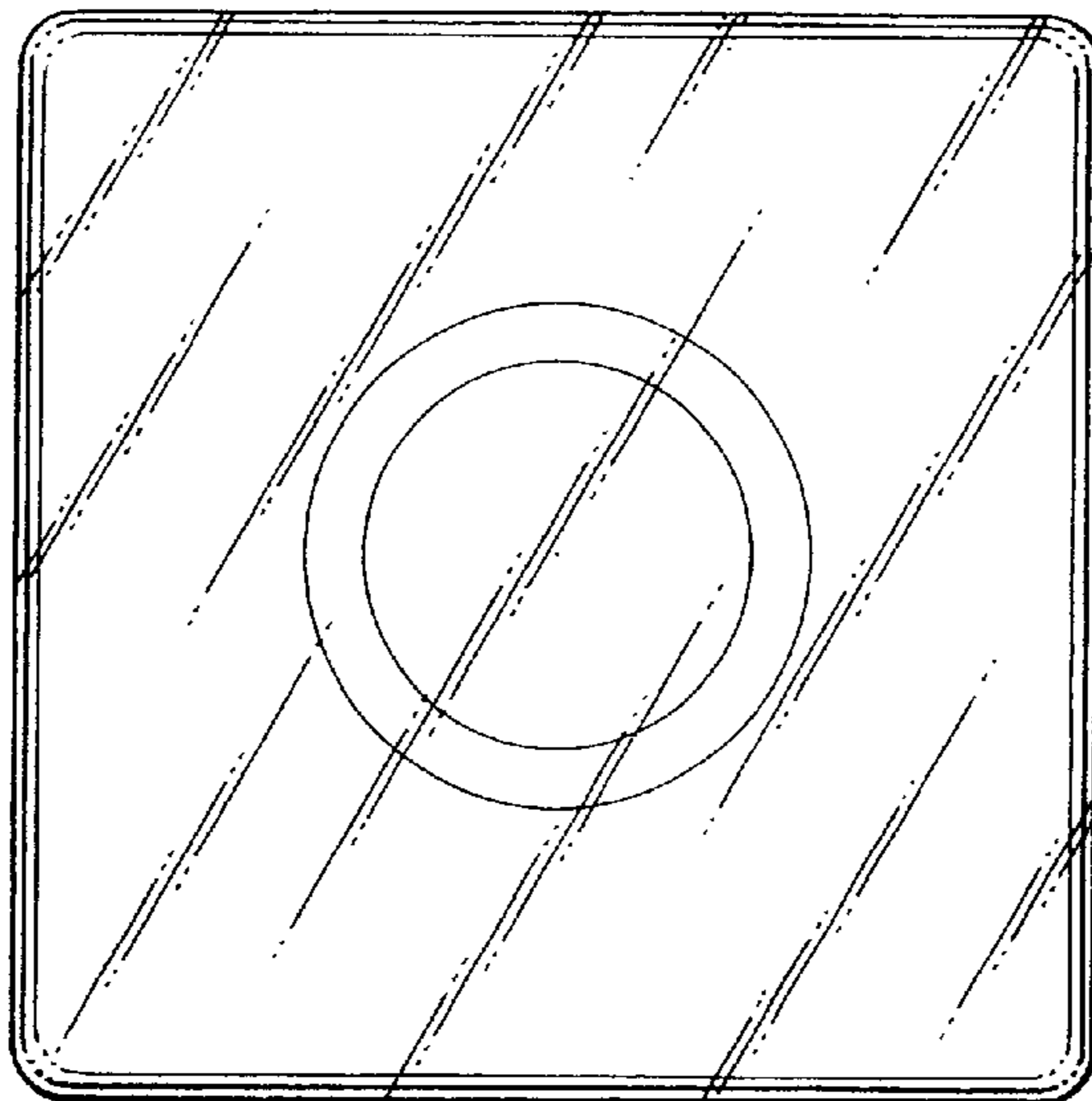


FIG. 4