



US00D481936S

(12) **United States Design Patent**
Bouroullec et al.

(10) **Patent No.:** **US D481,936 S**

(45) **Date of Patent:** **** Nov. 11, 2003**

(54) **FLASK**
(75) Inventors: **Erwan Bouroullec**, Saint Denis (FR);
Ronan Bouroullec, St. Denis (FR)

D427,073 S * 6/2000 Gaffney et al. D9/520
D439,165 S * 3/2001 Erckelbout et al. D9/520
D458,847 S * 6/2002 Kuzma et al. D9/521
D459,212 S * 6/2002 Gobe D9/302
D472,137 S * 3/2003 Brozell et al. D9/302

(73) Assignee: **Beaute Prestige International**, Paris (FR)

* cited by examiner

(**) Term: **14 Years**

Primary Examiner—Paula A. Mortimer
(74) *Attorney, Agent, or Firm*—Dennison, Schultz & Dougherty

(21) Appl. No.: **29/174,803**

(22) Filed: **Jan. 27, 2003**

(30) **Foreign Application Priority Data**

Jul. 25, 2002 (FR) 02 4567

(51) **LOC (7) Cl.** **09-05**

(52) **U.S. Cl.** **D9/306**

(58) **Field of Search** D9/300, 302, 306,
D9/521, 539; 222/94.1, 145.3, 536, 212,
490, 507; D28/7; 383/94; 424/400

(56) **References Cited**

U.S. PATENT DOCUMENTS

5,954,231 A * 9/1999 Durliat et al. 222/1


(57) **CLAIM**

The ornamental design for a flask, as shown.

DESCRIPTION

FIG. 1 is front elevational view of the flask showing our new design;
FIG. 2 is a right side elevation thereof, the left side elevation being a mirror image thereof;
FIG. 3 is a perspective view thereof;
FIG. 4 is a top plan view thereof; and,
FIG. 5 is a bottom plan view of our design.

1 Claim, 1 Drawing Sheet






Fig. 1

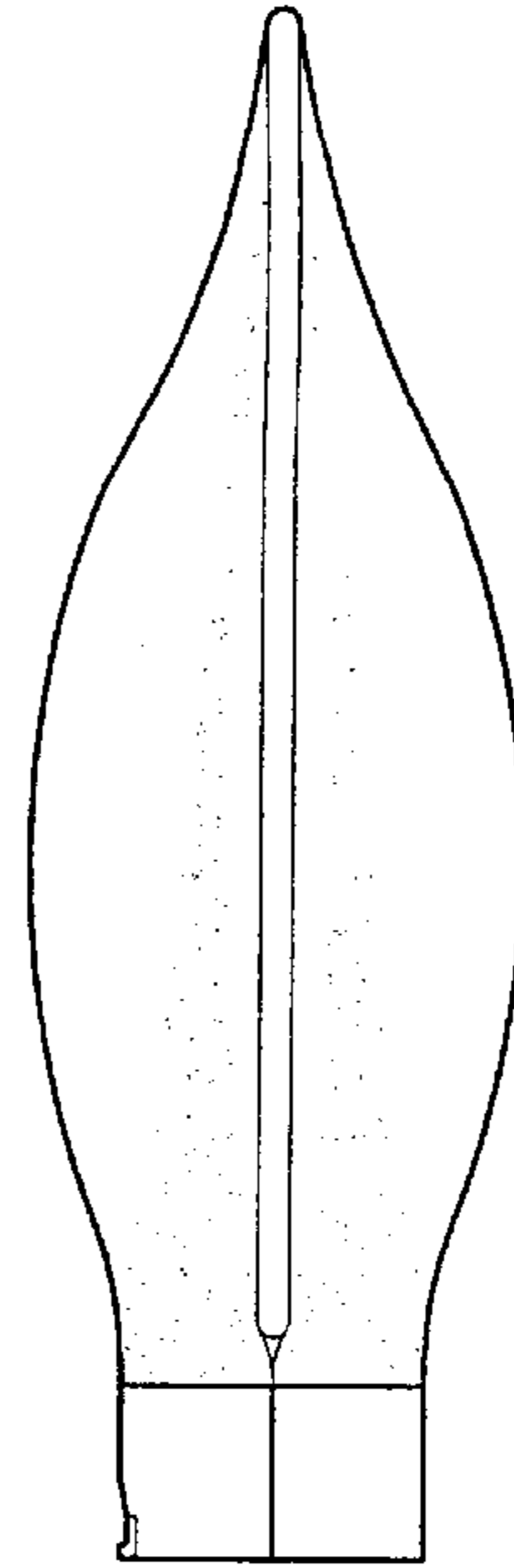


Fig. 2




Fig. 3

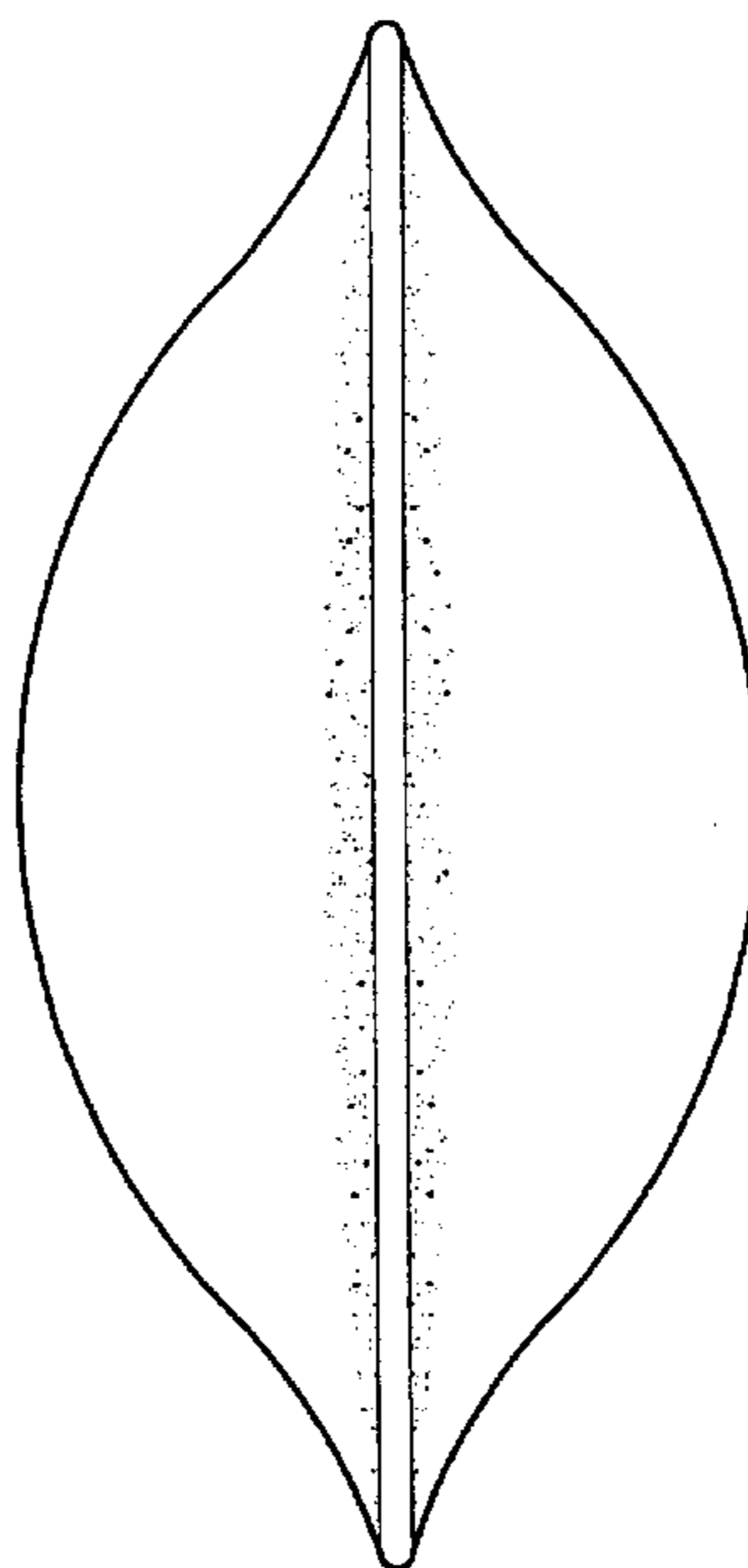


Fig. 4

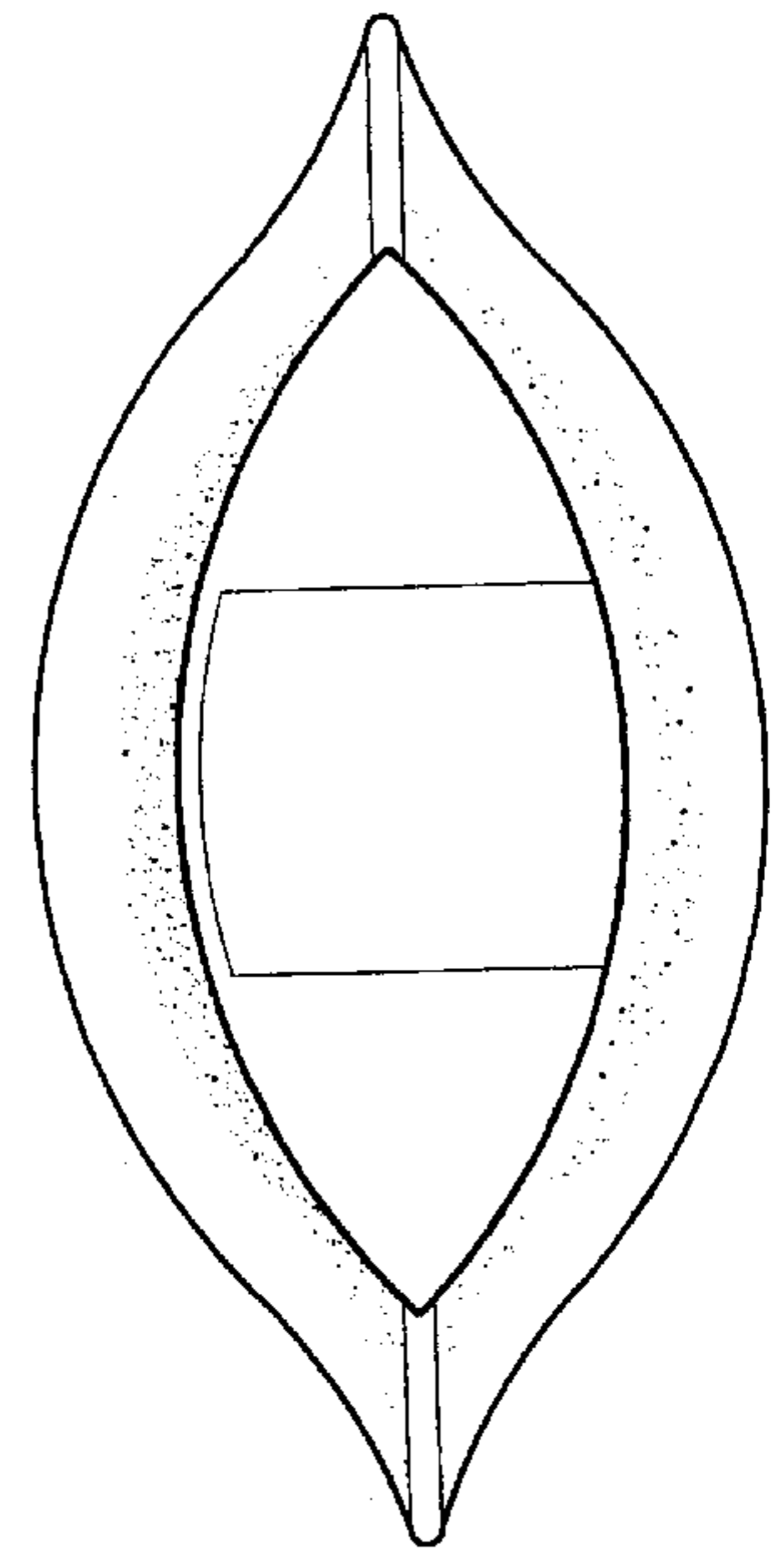


Fig. 5