



US00D481923S

(12) **United States Design Patent**
Char et al.

(10) **Patent No.:** **US D481,923 S**

(45) **Date of Patent:** **** Nov. 11, 2003**

(54) **CONTOURED PUSH BUTTON HANDLE FOR A STORM DOOR**

(76) Inventors: **Frank Char**, 2V Tower 9, Wet Hill Peninsula, Tian Tian, Hong Kong (CN); **Huang Xiang Xiang**, 388 Feng Quang Row, Chong Xing Town Guang Doang (CN); **Wu Feng Qing**, 388 Feng Quang Row, Chong Xing Town Guang Doang (CN)

(**) Term: **14 Years**

(21) Appl. No.: **29/151,474**

(22) Filed: **Nov. 8, 2001**

(51) **LOC (7) Cl.** **08-06**

(52) **U.S. Cl.** **D8/302; D8/307**

(58) **Field of Search** D8/300-302, 308, D8/309, 338, 341, 307; 74/557; 292/336.3, 357, 356, DIG. 37, DIG. 46, DIG. 12, DIG. 23, DIG. 67

(56) **References Cited**

U.S. PATENT DOCUMENTS

D182,142 S * 2/1958 Morgan

2,939,308 A * 6/1960 Trammell, Jr.
3,194,596 A * 7/1965 Jakeway
D356,241 S * 3/1995 Decursu D8/308
D369,964 S * 5/1996 Decursu et al. D8/302
D436,830 S * 1/2001 Nesseth D8/302
6,322,113 B1 11/2001 Ayers et al.

* cited by examiner

Primary Examiner—B. J. Bullock
(74) *Attorney, Agent, or Firm*—McKee, Voorhees & Sease, P.L.C.

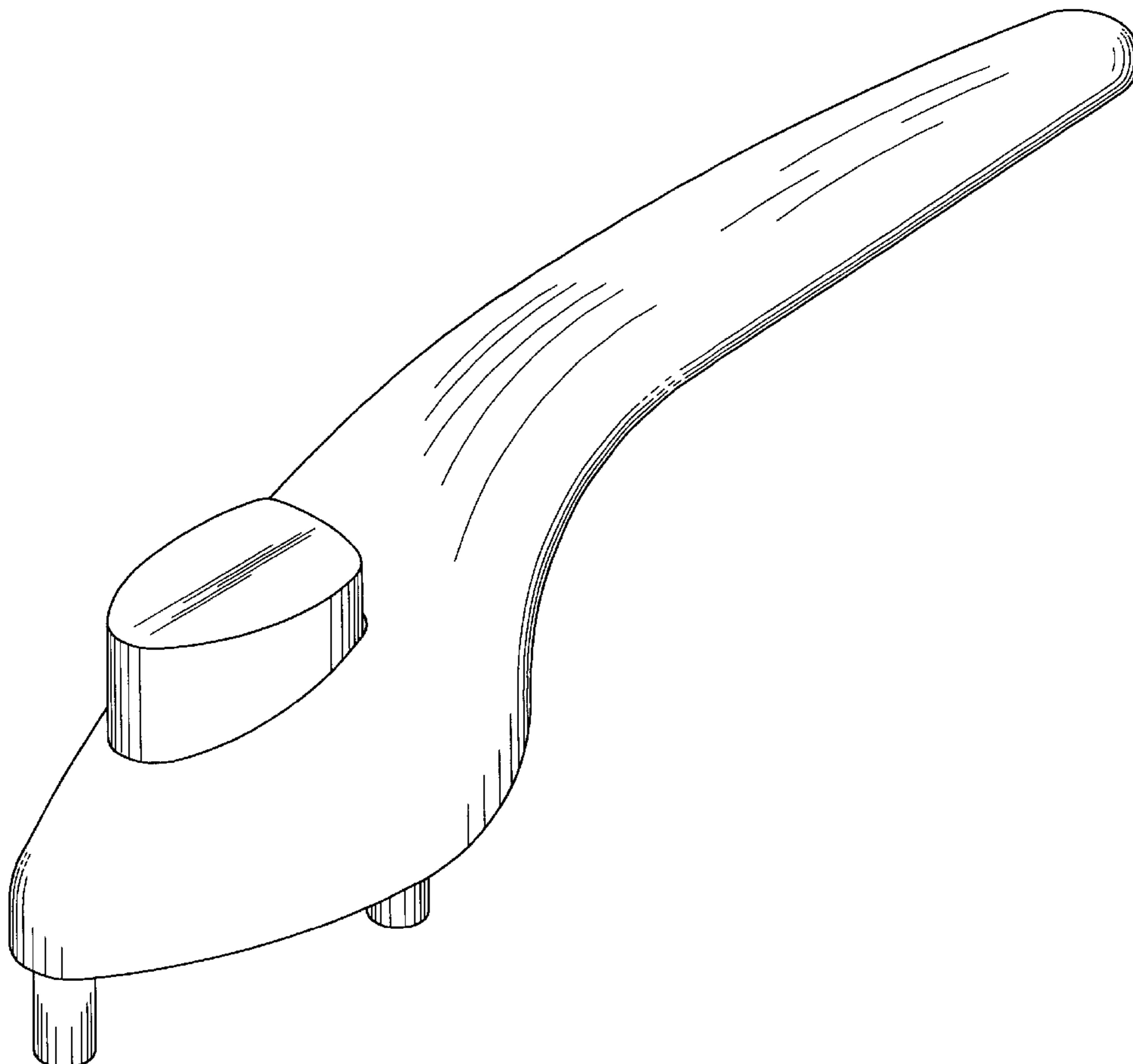
(57) **CLAIM**

We claim the ornamental design for a contoured push button handle for a storm door, substantially as shown and described.

DESCRIPTION

FIG. 1 is a perspective view of the contoured push button handle.
FIG. 2 is a front view of the contoured push button handle.
FIG. 3 is a side view of the contoured push button handle; and,
FIG. 4 is a top view of the contoured push button handle.

1 Claim, 4 Drawing Sheets



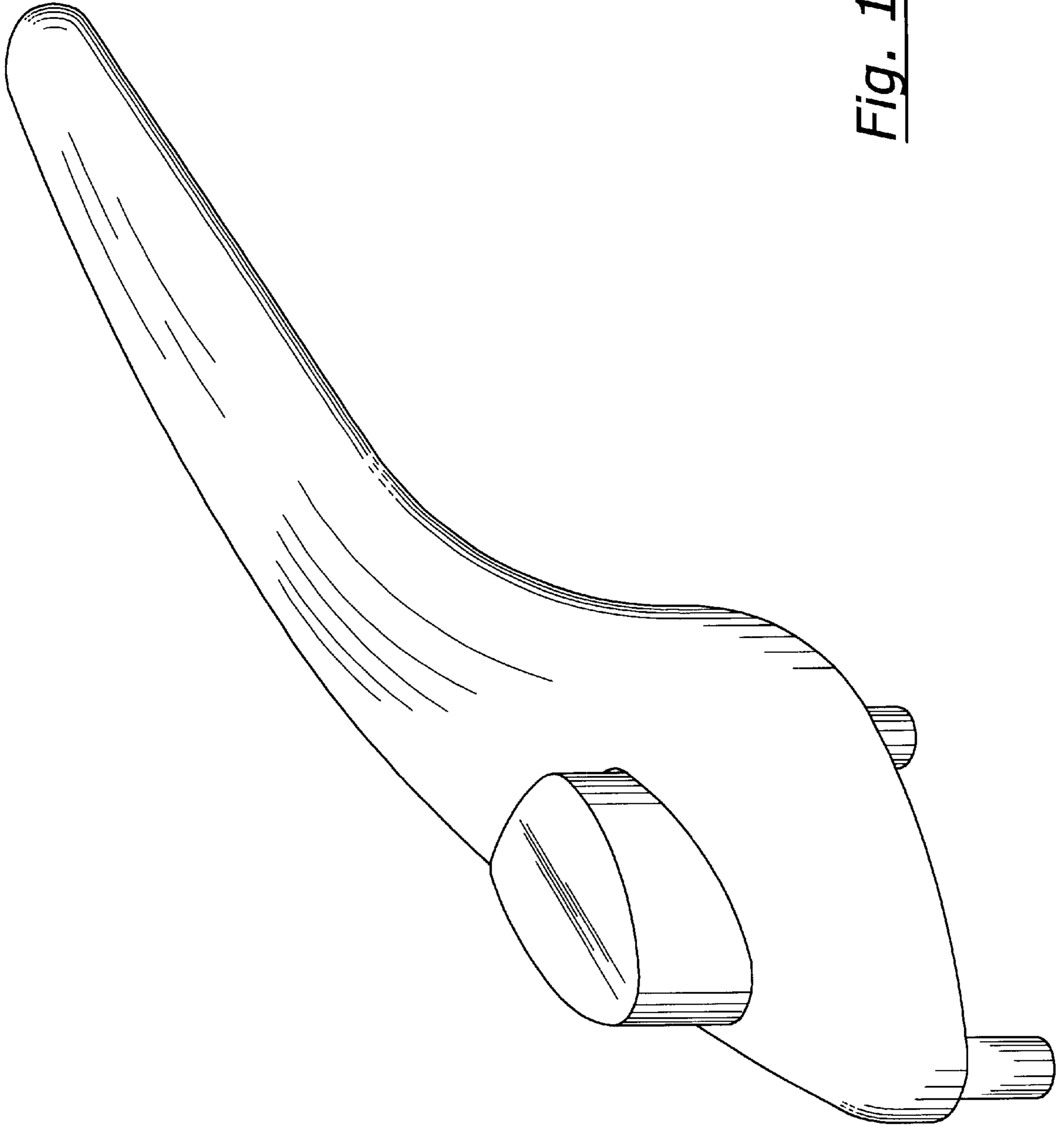


Fig. 1

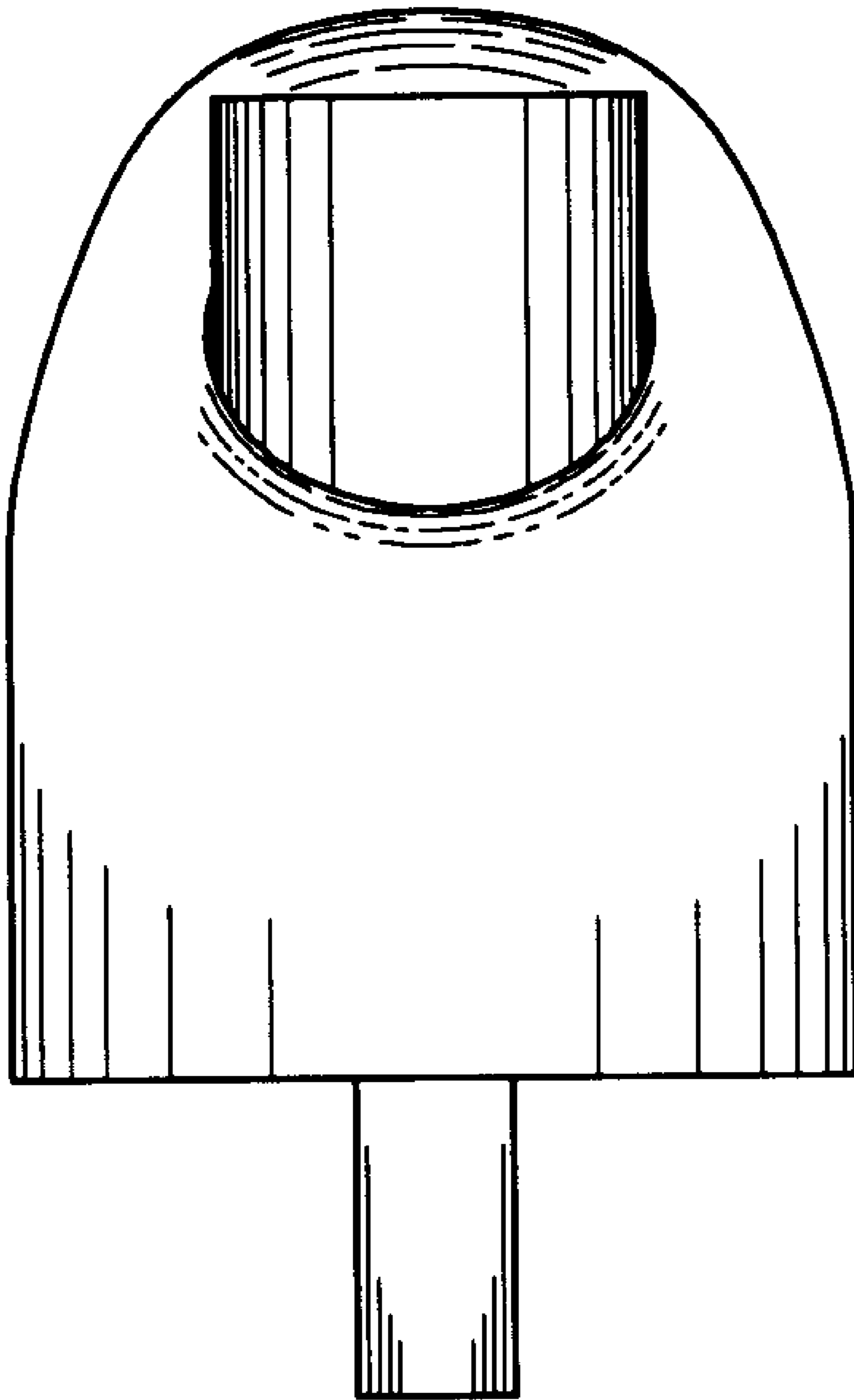


Fig. 2

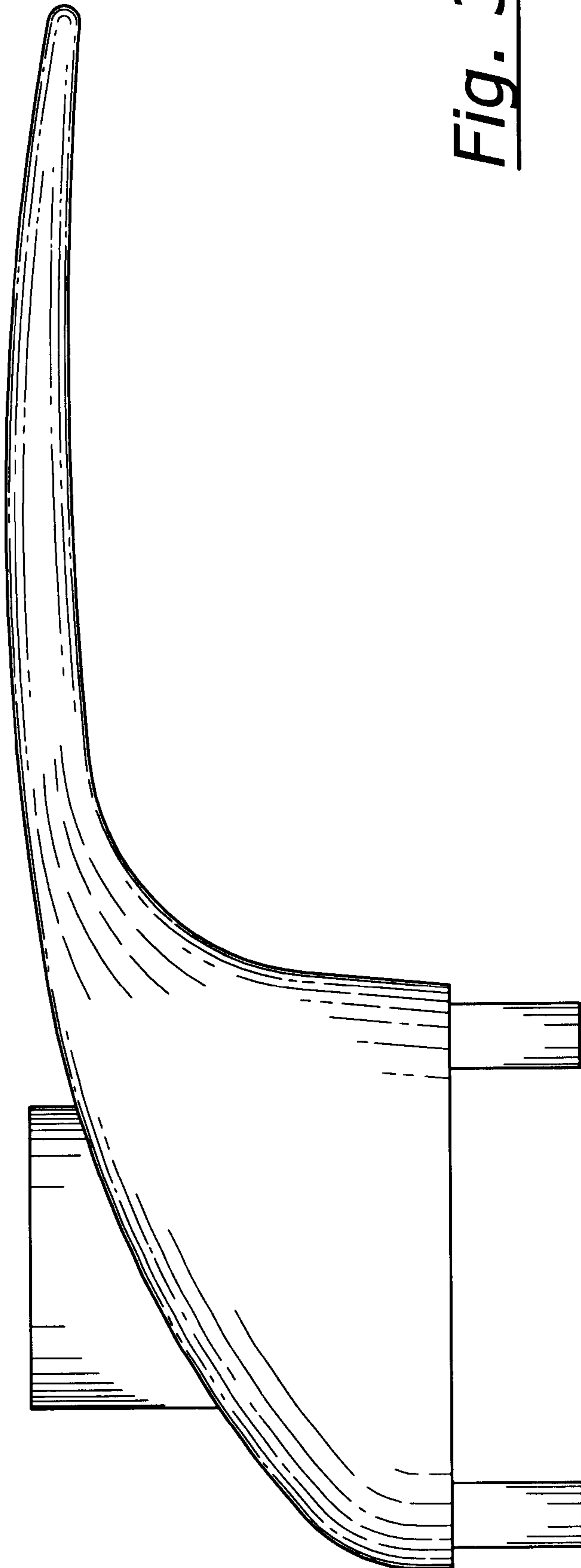


Fig. 3

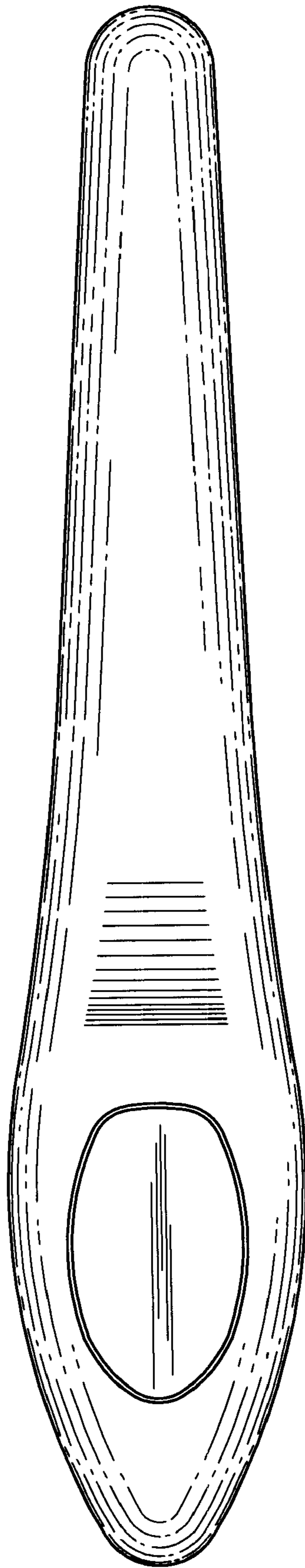


Fig. 4