



US00D481918S

(12) **United States Design Patent**
Atnip et al.

(10) **Patent No.:** **US D481,918 S**

(45) **Date of Patent:** **** Nov. 11, 2003**

(54) **TRENCH CLEAN-OUT SHOVEL**

Primary Examiner—Robin V. Taylor

(75) Inventors: **Tim E. Atnip**, Temecula, CA (US);
Christopher S. Larson, San Diego, CA (US);
Bob Denman, Orange, CA (US)

(57) **CLAIM**

The ornamental design for the trench clean-out shovel, as shown and described.

(73) Assignee: **Corona Clipper, Inc.**, Corona, CA (US)

DESCRIPTION

(**) Term: **14 Years**

(21) Appl. No.: **29/169,669**

(22) Filed: **Oct. 24, 2002**

(51) **LOC (7) Cl.** **08-01**

(52) **U.S. Cl.** **D8/10**

(58) **Field of Search** D8/1, 10, 13; 294/49,
294/51, 52, 57

FIG. 1 is a perspective view of the trench clean-out shovel; FIG. 2 is a top plan view of the trench clean-out shovel; FIG. 3 is a bottom plan view of the trench clean-out shovel; FIG. 4 is a right side elevational view of the trench clean-out shovel; FIG. 5 is a front elevational view of the trench clean-out shovel; FIG. 6 is a rear elevational view of the trench clean-out shovel; FIG. 7 is a second embodiment perspective of the trench clean-out shovel; FIG. 8 is a third embodiment perspective of the trench clean-out shovel; FIG. 9 is a fourth embodiment perspective of the trench clean-out shovel; and, FIG. 10 is a fifth embodiment perspective of the trench clean-out shovel.

The broken line showing in FIG. 1 is for illustrative purposes only and forms no part of the claimed design.

(56) **References Cited**

U.S. PATENT DOCUMENTS

| | | | | | | |
|-----------|----|---|---------|-------------|-------|----------|
| 2,572,230 | A | * | 10/1951 | Williams | | 294/53.5 |
| D412,429 | S | * | 8/1999 | Toft | | D8/10 |
| D413,774 | S | * | 9/1999 | Spear | | D8/10 |
| D462,244 | S | * | 9/2002 | Woods | | D8/10 |
| 6,460,911 | B1 | * | 10/2002 | Engelsiepen | | 294/49 |
| D474,082 | S | * | 5/2003 | Leiser | | D8/10 |

* cited by examiner

1 Claim, 1 Drawing Sheet

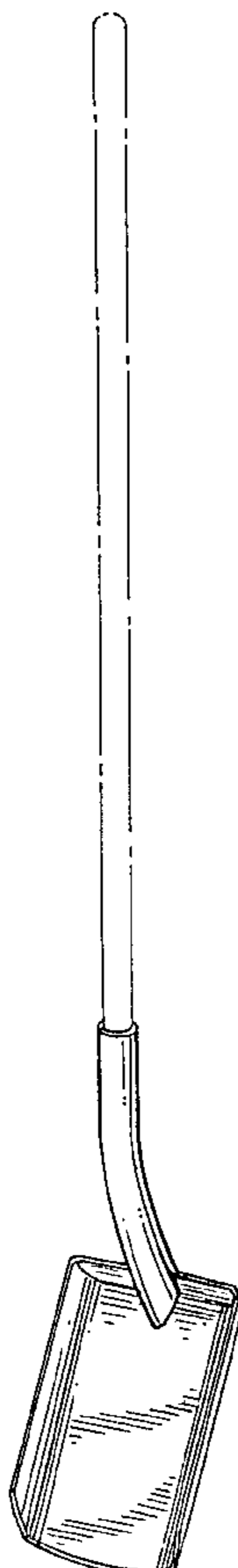


FIG. 1

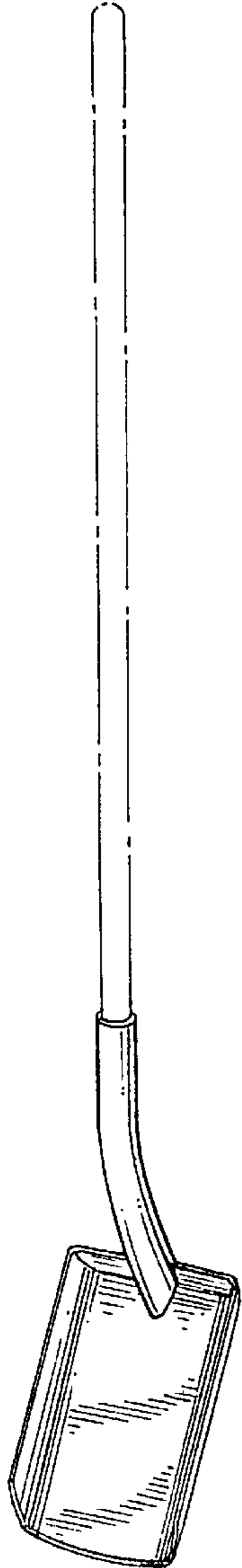


FIG. 2




FIG. 3



FIG. 4

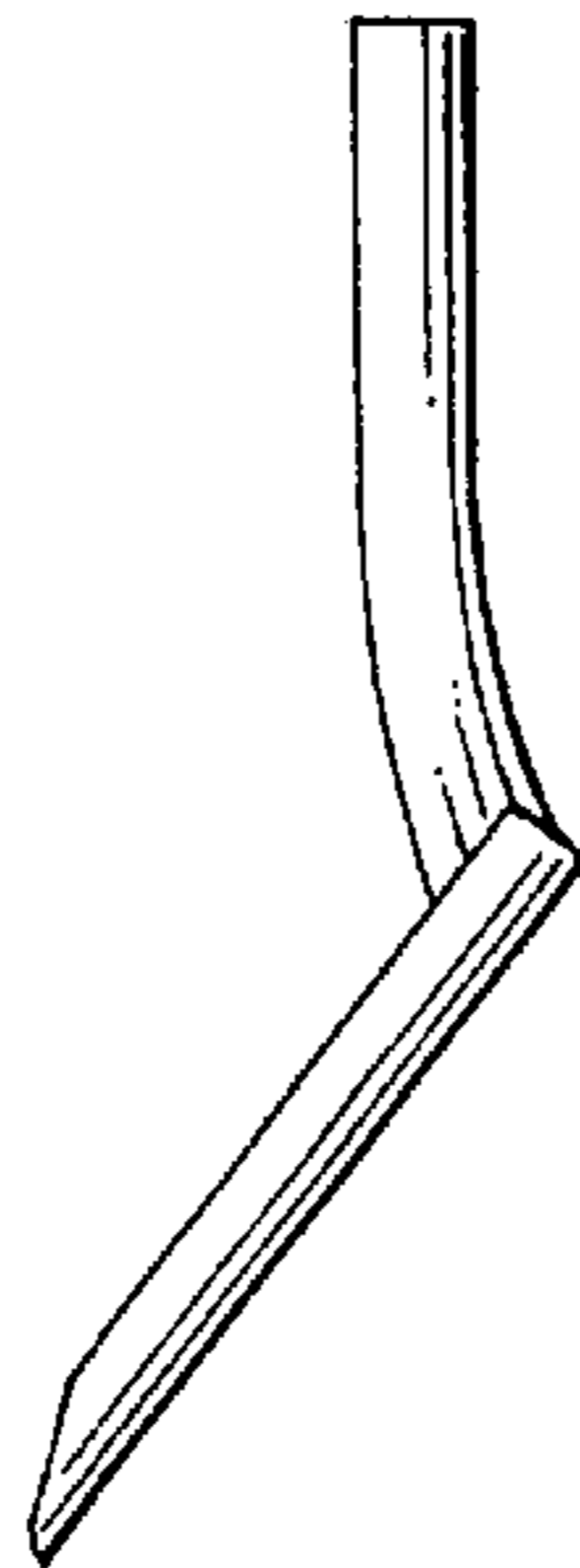


FIG. 5

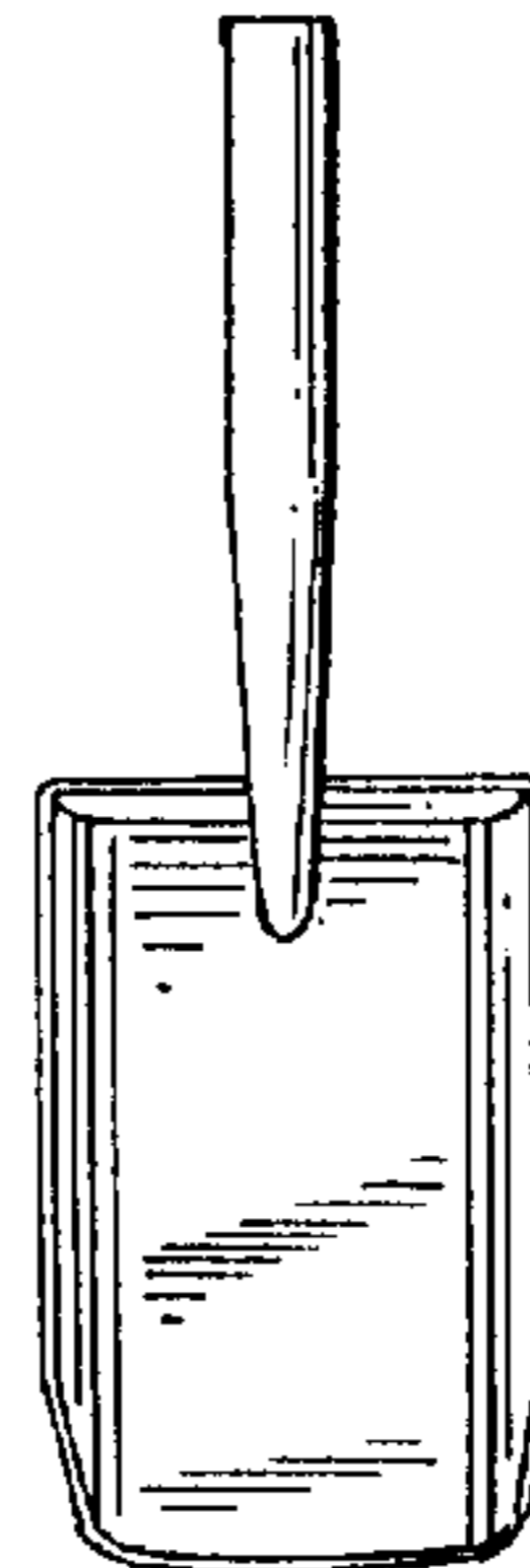


FIG. 6

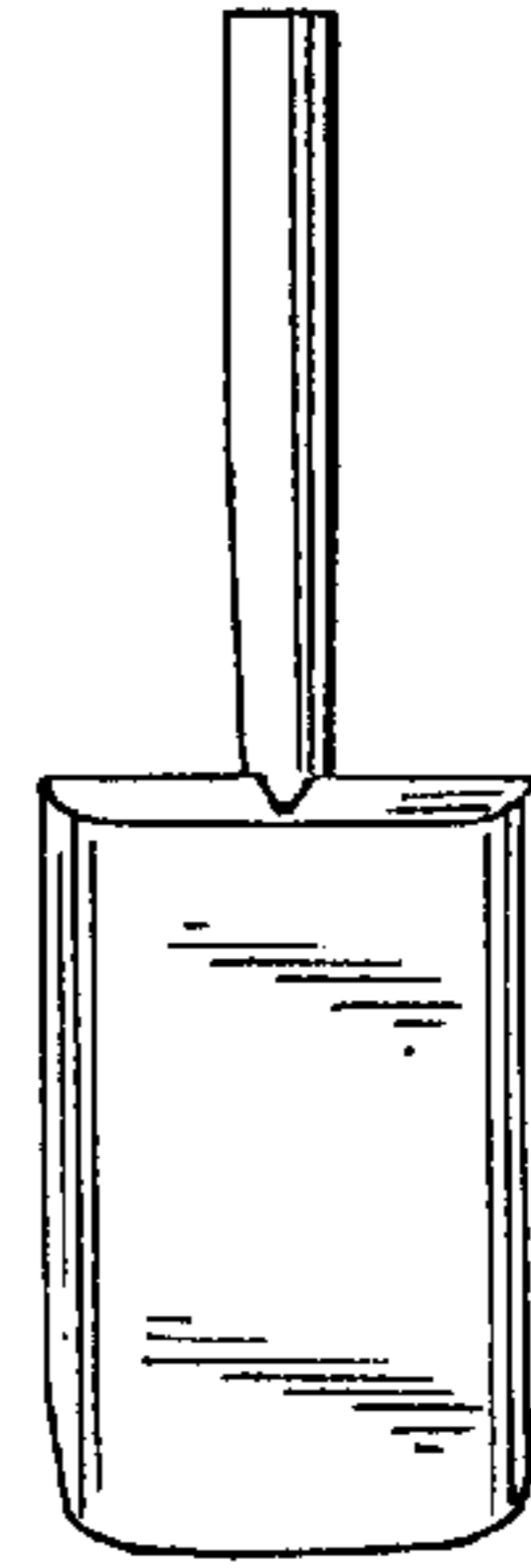


FIG. 7

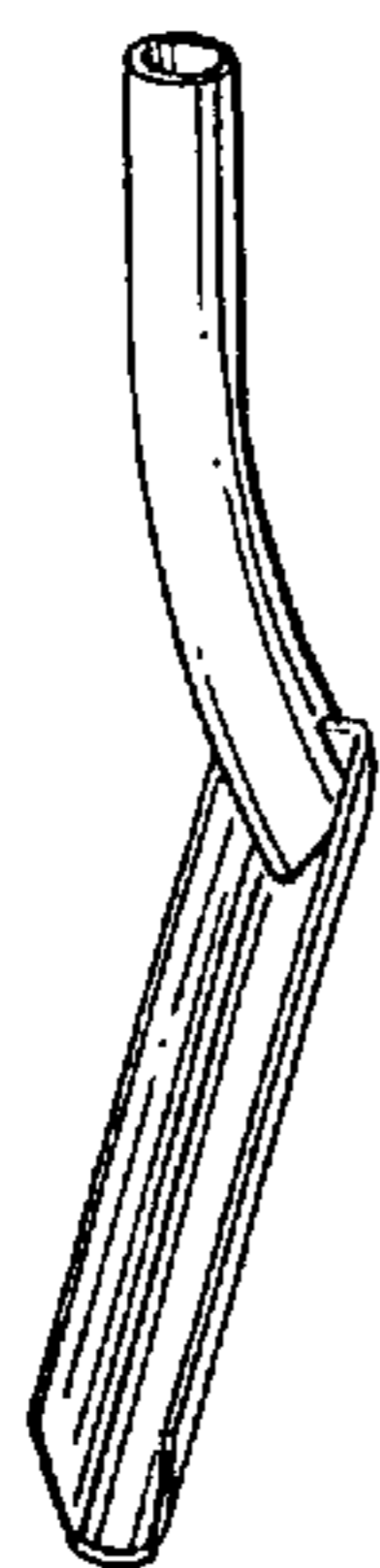


FIG. 8

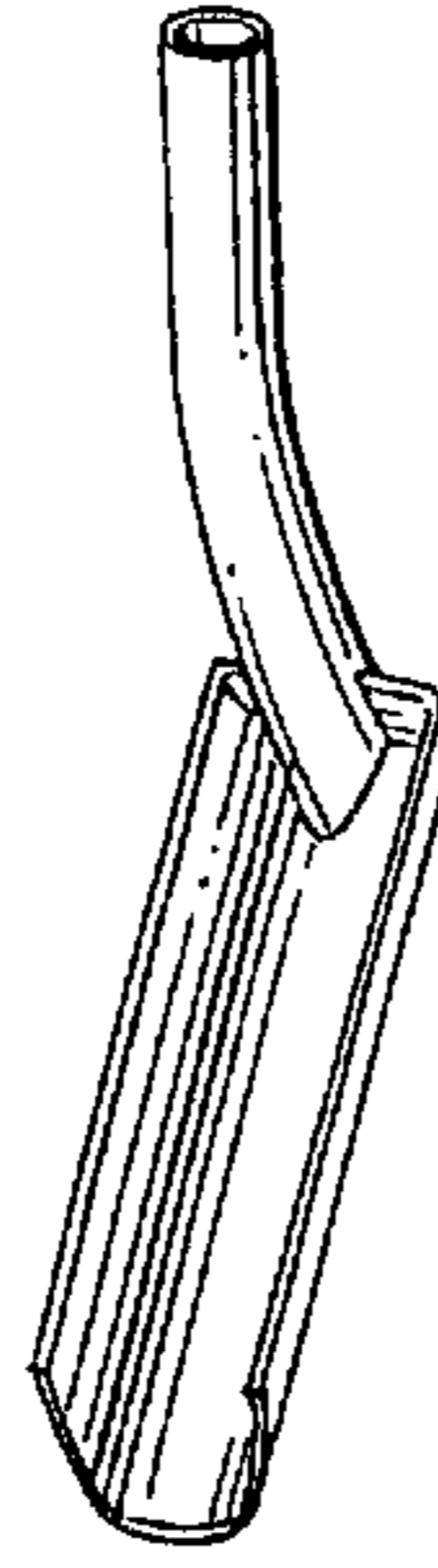


FIG. 9

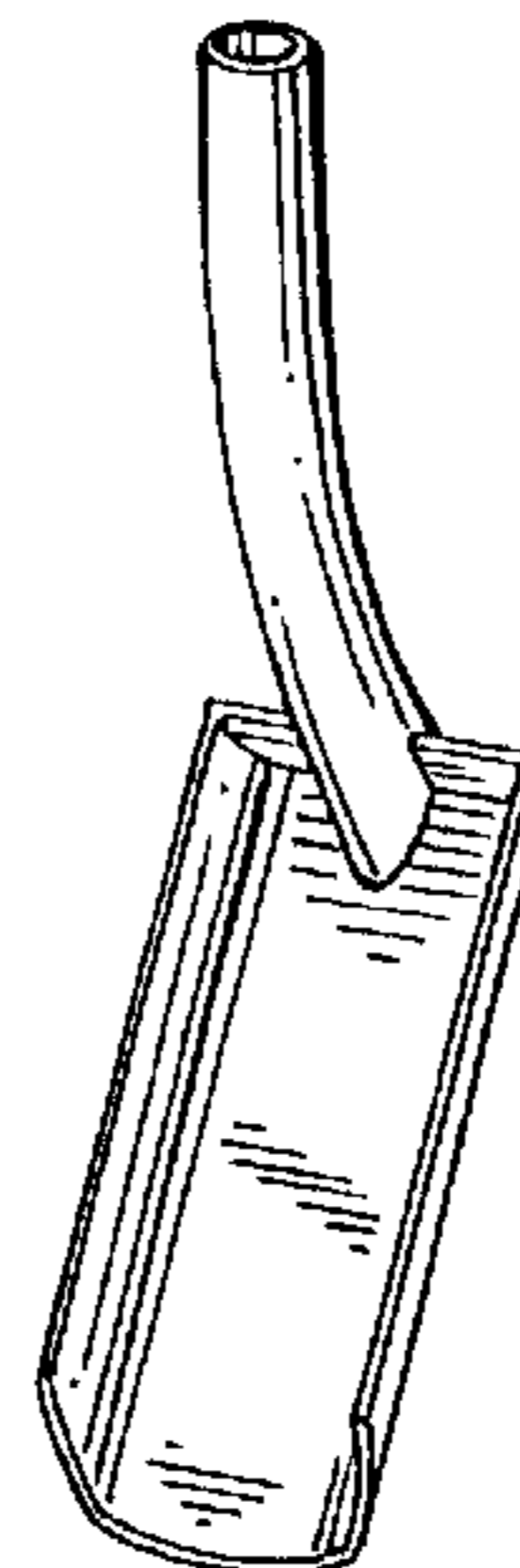


FIG. 10

