



US00D481916S

(12) **United States Design Patent**  
**Kortleven et al.**

(10) **Patent No.:** **US D481,916 S**

(45) **Date of Patent:** **\*\* Nov. 11, 2003**

(54) **SPATULA**

(75) Inventors: **Hanno Kortleven**, Hofstade (BE);  
**Jan-Hendrik de Groot**e, Brussels  
(BE); **Victor J. J. Cautereels**, Ranst  
(BE)

(73) Assignee: **Dart Industries Inc.**, Orlando, FL (US)

(\*\*) Term: **14 Years**

(21) Appl. No.: **29/182,646**

(22) Filed: **May 29, 2003**

**Related U.S. Application Data**

(62) Division of application No. 29/161,617, filed on May 31, 2002, now Pat. No. Des. 477,965.

(51) **LOC (7) Cl.** ..... **07-04**

(52) **U.S. Cl.** ..... **D7/692**

(58) **Field of Search** ..... D7/681-697, 393,  
D7/395; 294/1.1, 7, 8; 16/110.1, 430, 431

(56) **References Cited**

**U.S. PATENT DOCUMENTS**

742,685 A	10/1903	Leach	
D195,271 S	5/1963	Munson	
3,138,871 A	6/1964	Sears	
D203,616 S	* 2/1966	Hvale	..... D7/692
D268,077 S	3/1983	Morin	
4,438,564 A	3/1984	Ashton	

D293,064 S	* 12/1987	Ferm et al.	..... D7/692
D395,805 S	* 7/1998	Diulus	..... D7/692
D396,389 S	* 7/1998	Durbin	..... D7/692
D402,167 S	* 12/1998	Durbin	..... D7/692

**OTHER PUBLICATIONS**

Industrial Design, May/Jun. 1987, 1 pages, p. 68, Spoon, top of page.

U.S. Patent Office, Mar. 23, 2956, 1 page, Cora and Nola Design.

\* cited by examiner

*Primary Examiner*—Terry A. Wallace

(74) *Attorney, Agent, or Firm*—John A. Doninger

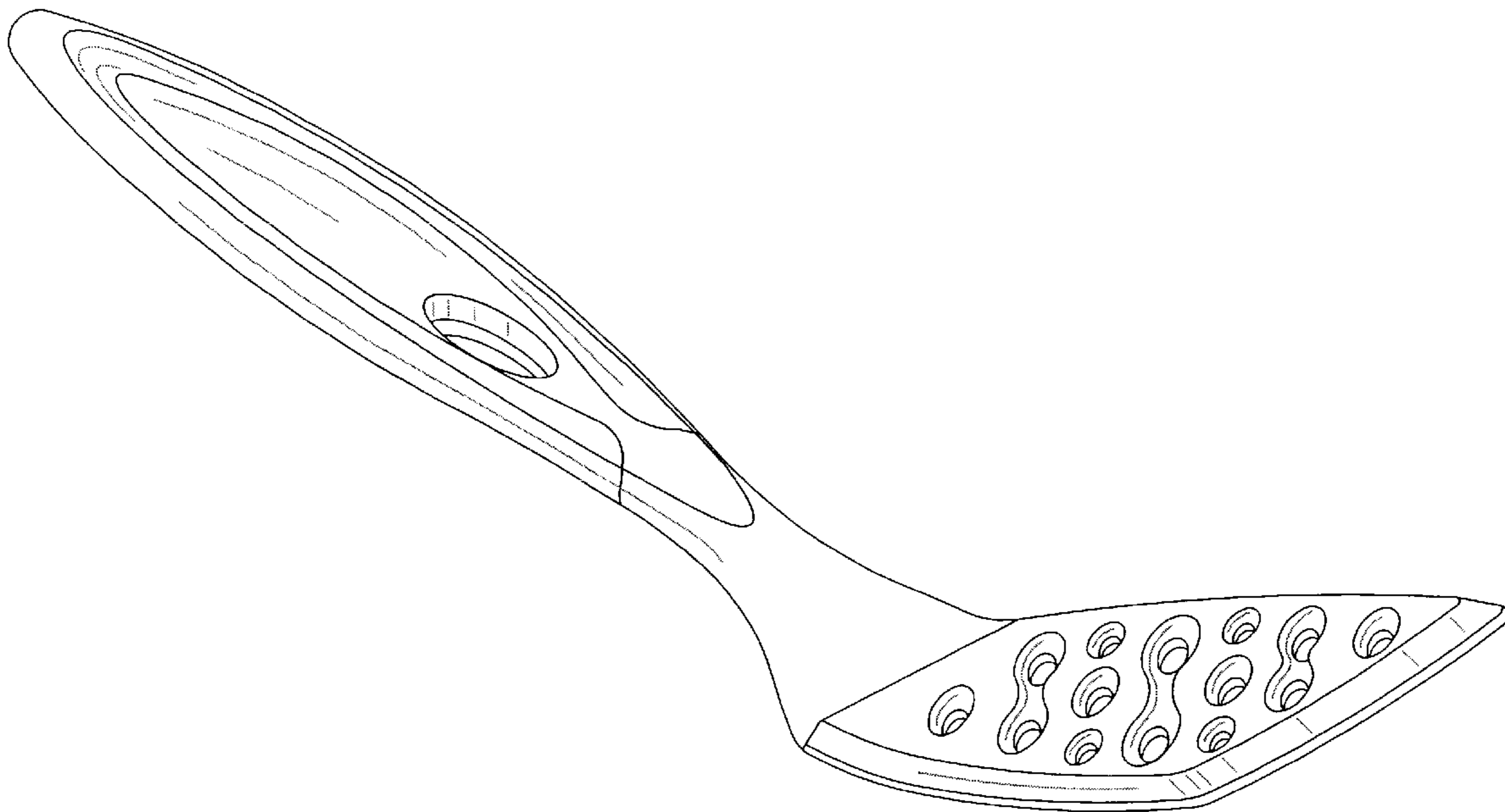
(57) **CLAIM**

The ornamental design for a spatula, as shown and described.

**DESCRIPTION**

FIG. 1 is a top, right side and front perspective view of a spatula as a new design;  
FIG. 2 is a bottom, left side and rear perspective elevation view thereof;  
FIG. 3 is a right side elevation view thereof;  
FIG. 4 is a left side elevation view thereof;  
FIG. 5 is a front elevation view thereof;  
FIG. 6 is a rear elevation view thereof;  
FIG. 7 is a top plan view thereof; and,  
FIG. 8 is a bottom plan view thereof.

**1 Claim, 4 Drawing Sheets**



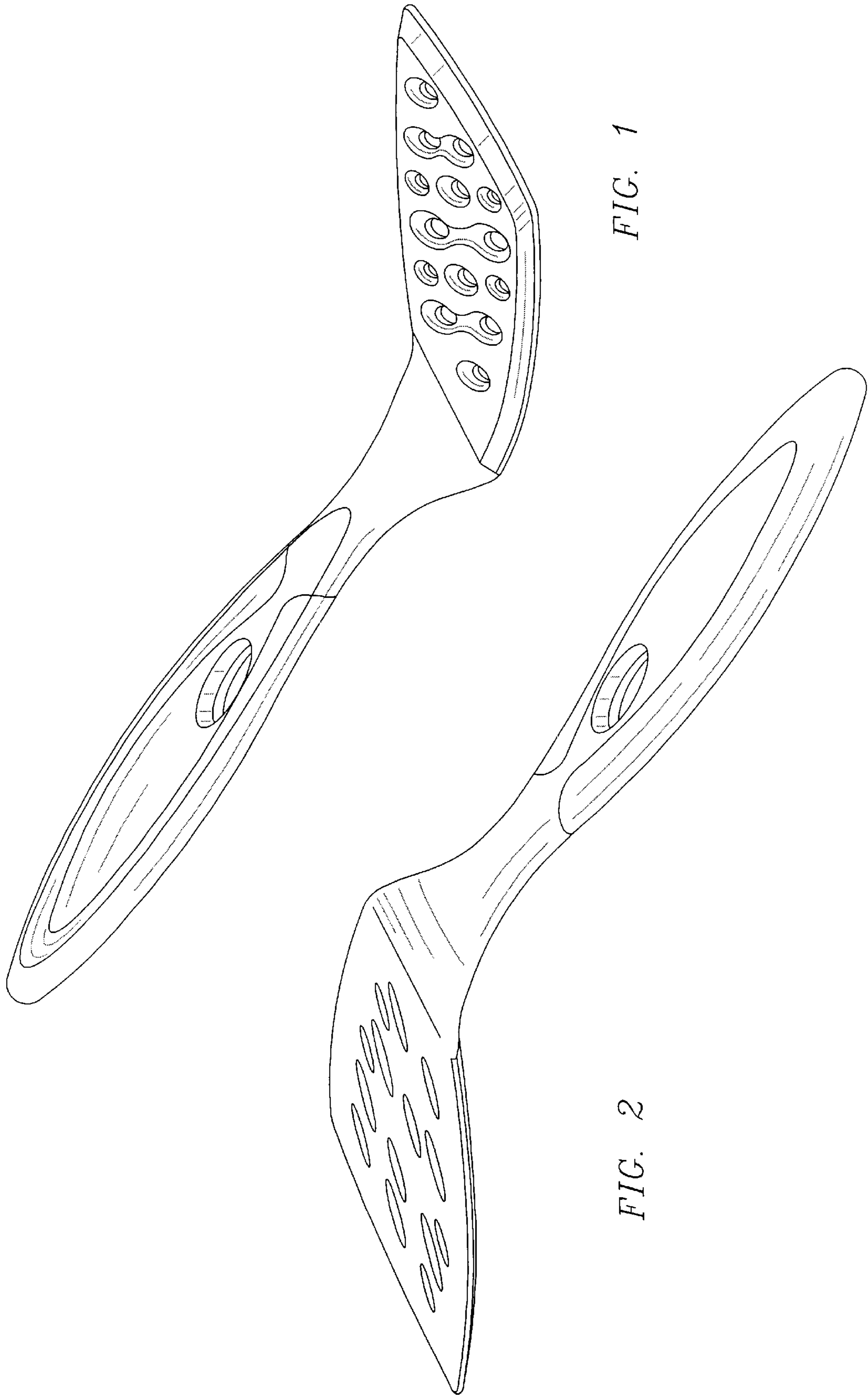


FIG. 1

FIG. 2

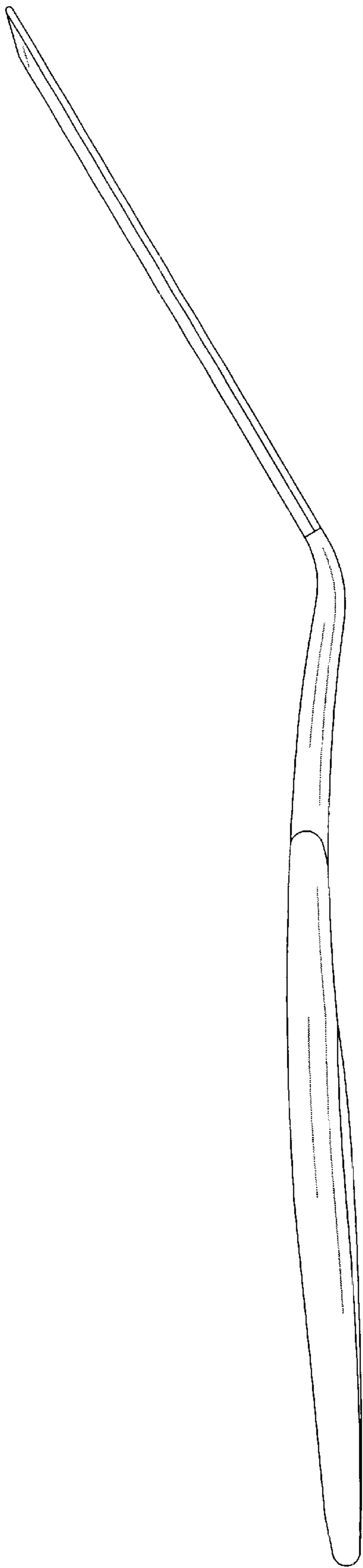


FIG. 3

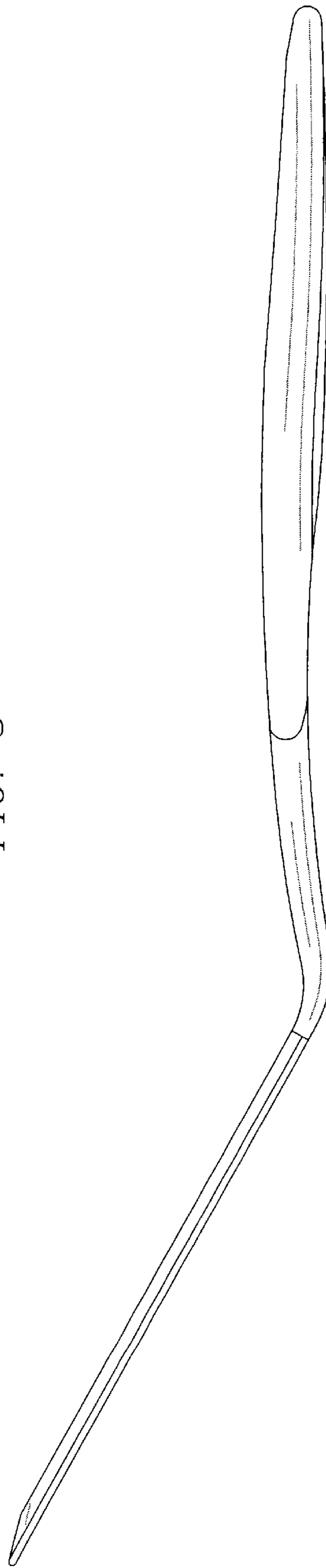


FIG. 4

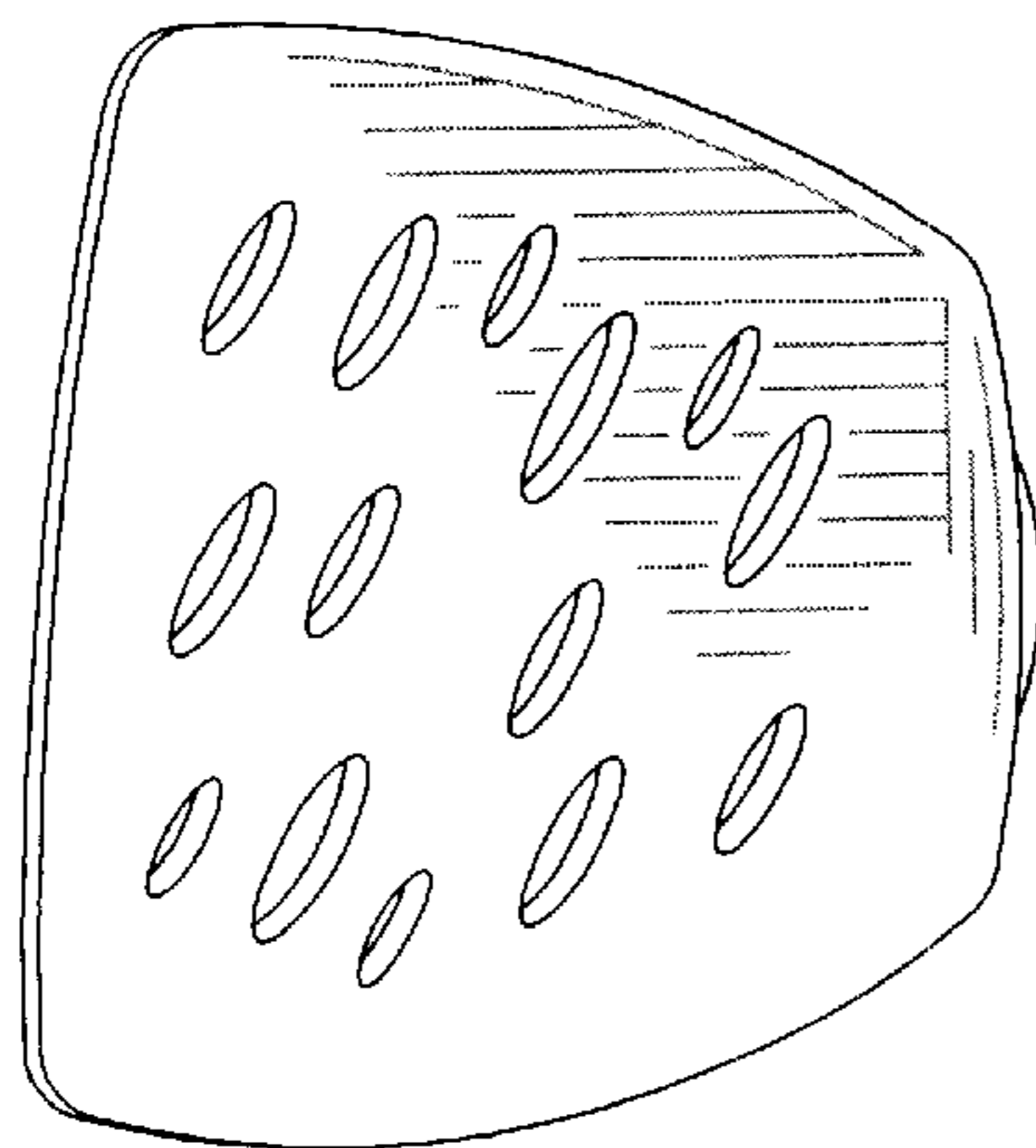


FIG. 5

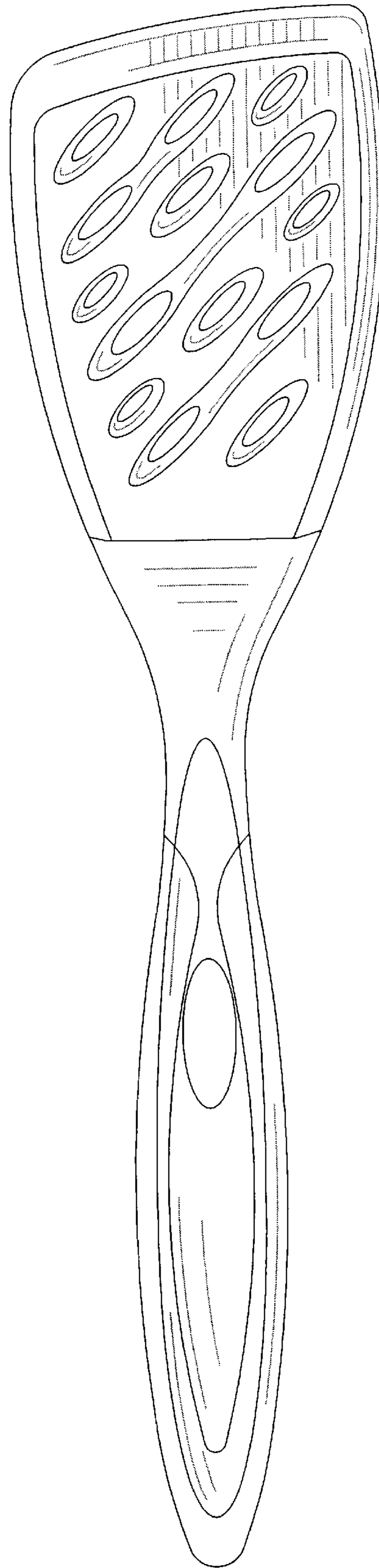


FIG. 7

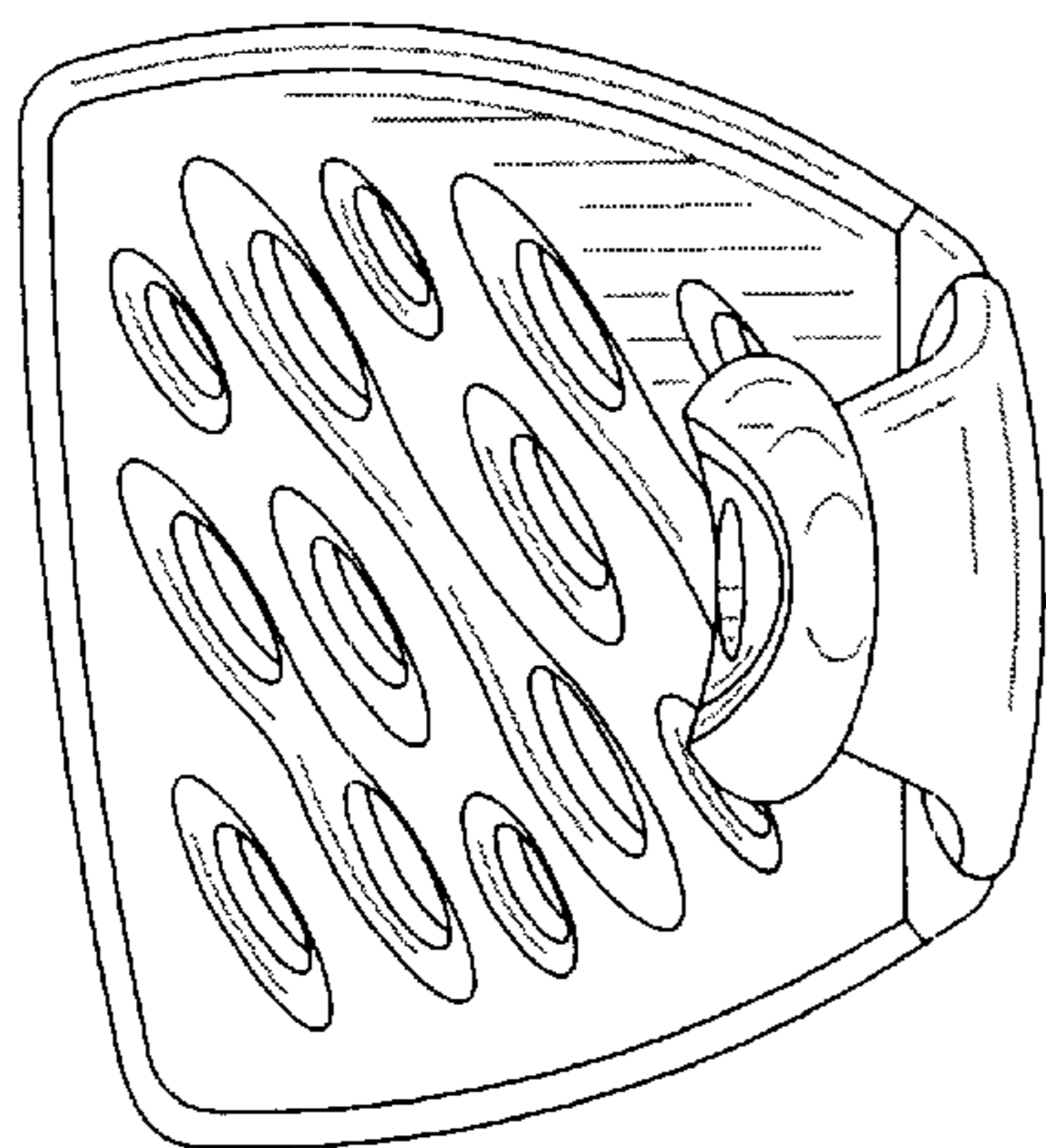


FIG. 6

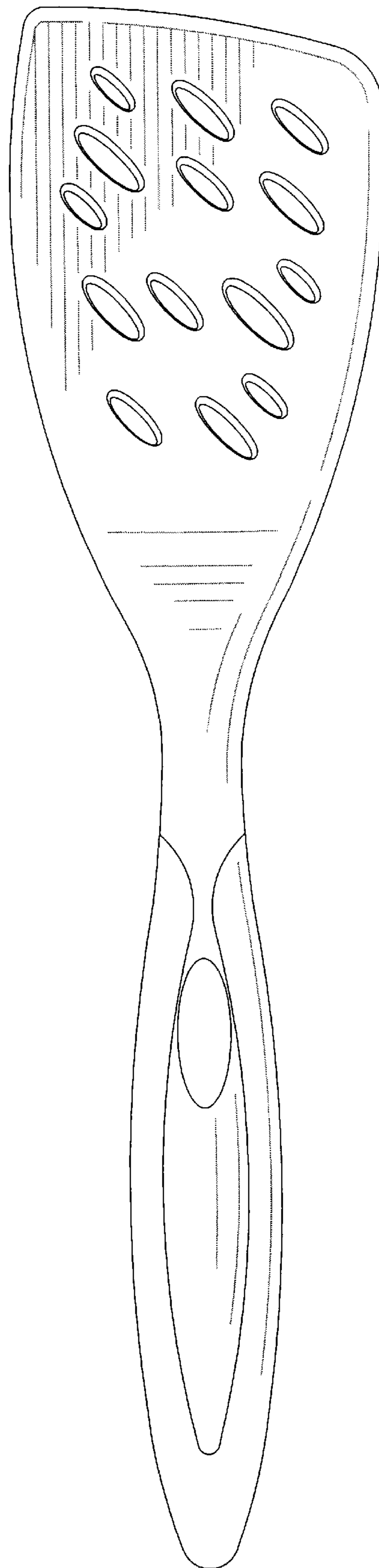


FIG. 8