



US00D481915S

(12) **United States Design Patent**  
**Mezger-Boehring**

(10) **Patent No.:** **US D481,915 S**

(45) **Date of Patent:** **\*\* Nov. 11, 2003**

(54) **PINCER**

D351,534 S \* 10/1994 Weber ..... D7/686  
D368,630 S \* 4/1996 Geise ..... D7/686

(75) **Inventor:** **Matthias Mezger-Boehring**,  
Auerberg (DE)

\* cited by examiner

(73) **Assignee:** **Rösle Metallwarenfabrik GmbH &**  
**Co. KG**, Marktobendorf (DE)

*Primary Examiner*—Terry A. Wallace  
(74) *Attorney, Agent, or Firm*—Sidley Austin Brown &  
Wood, LLP

(\*\*) **Term:** **14 Years**

(57) **CLAIM**

(21) **Appl. No.:** **29/168,718**

The ornamental design for a pincer, as shown and described.

(22) **Filed:** **Oct. 8, 2002**

**DESCRIPTION**

(30) **Foreign Application Priority Data**

Apr. 22, 2002 (DE) ..... 4 02 03 582

(51) **LOC (7) Cl.** ..... **07-06**

(52) **U.S. Cl.** ..... **D7/686**

(58) **Field of Search** ..... D7/681-692, 393,  
D7/395, 401.2; D8/107; 30/322, 323; 294/7,  
8, 99.1, 99.2, 118, 119, 3, 8.5, 11, 16

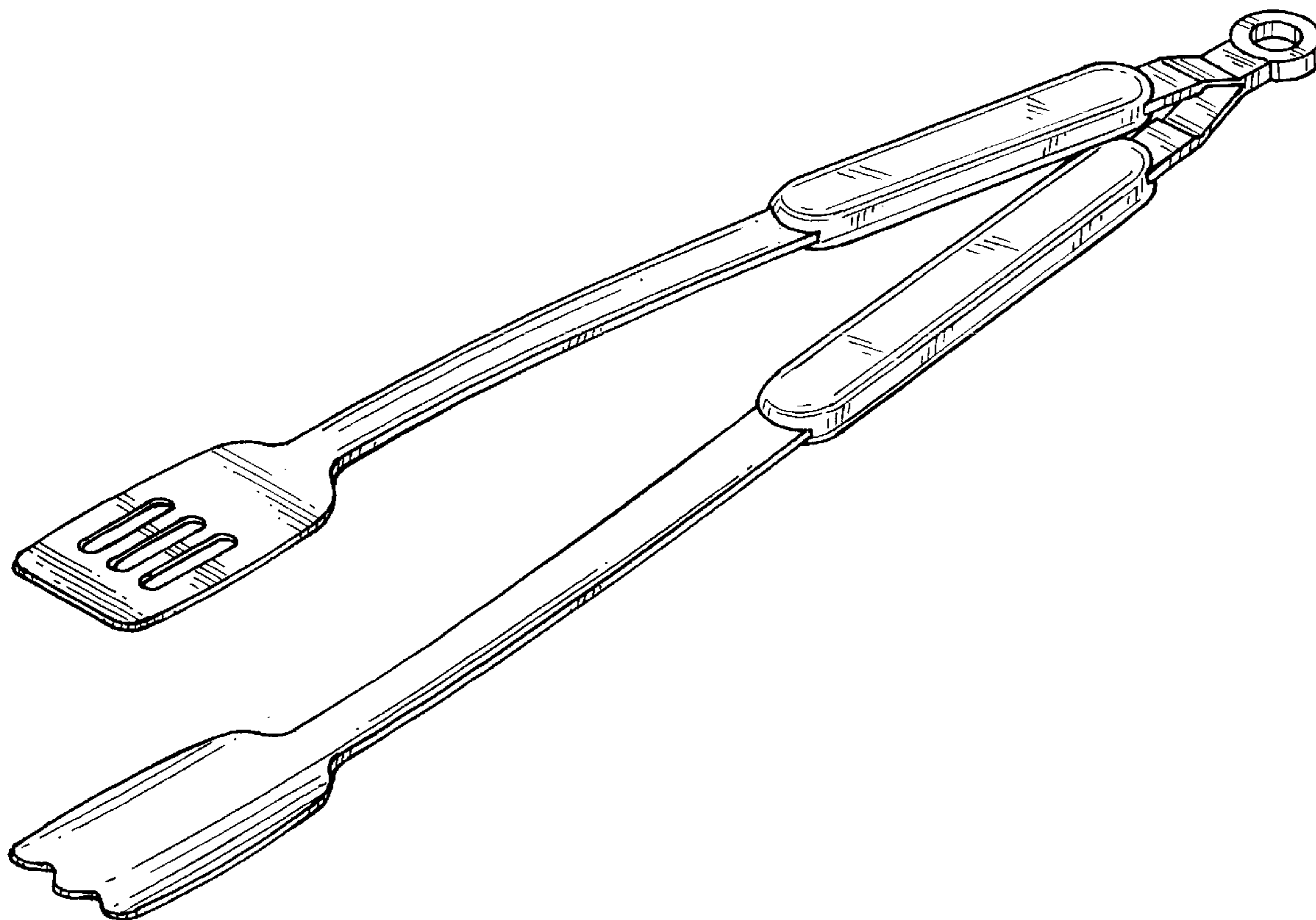
FIG. 1 shows a perspective view of a pincer according to my new design;  
FIG. 2 shows a leftside view of the pincer shown in FIG. 1;  
FIG. 3 shows a rightside view of the pincer shown in FIG. 1;  
FIG. 4 shows a top view of the pincer shown in FIG. 1;  
FIG. 5 shows a front view of the pincer shown in FIG. 1;  
and,  
FIG. 6 shows a bottom view of the pincer shown in FIG. 1.

(56) **References Cited**

**U.S. PATENT DOCUMENTS**

D254,767 S \* 4/1980 Christen, Jr. .... D7/686

**1 Claim, 2 Drawing Sheets**



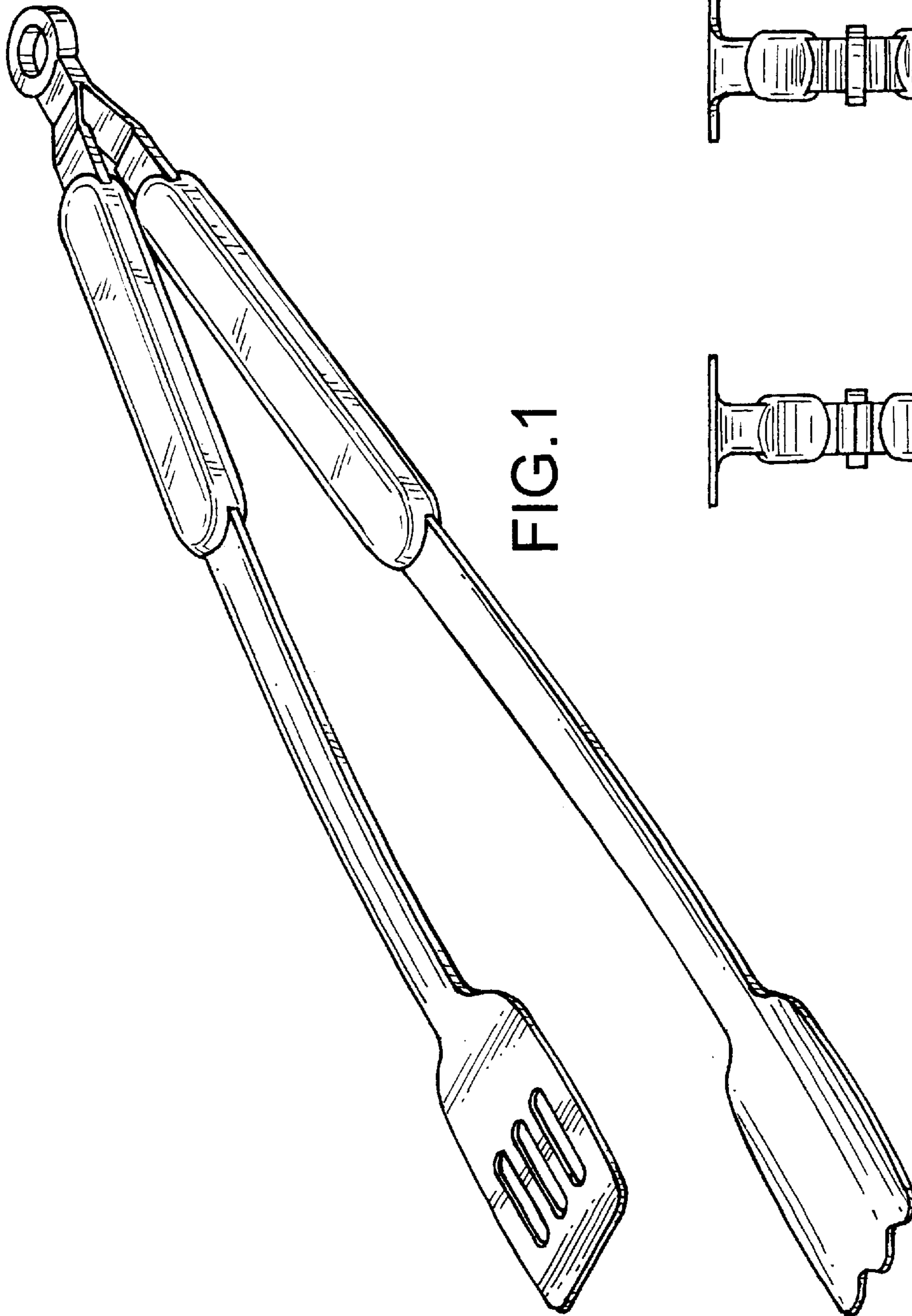


FIG. 1

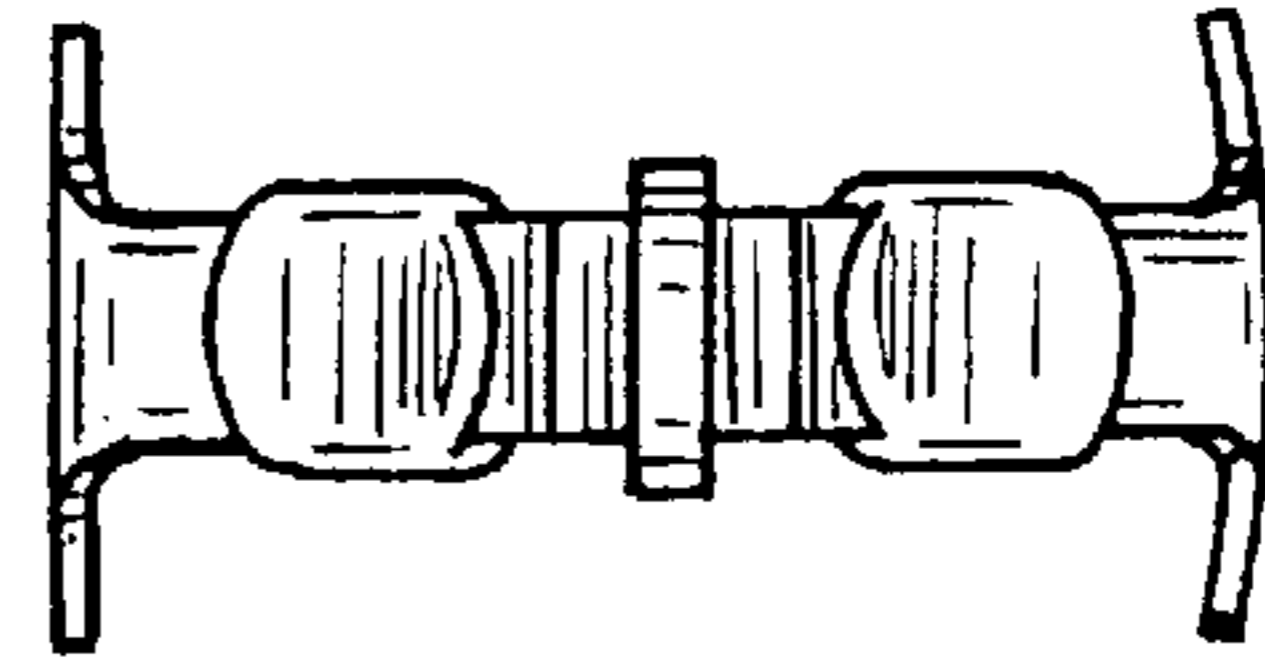


FIG. 3

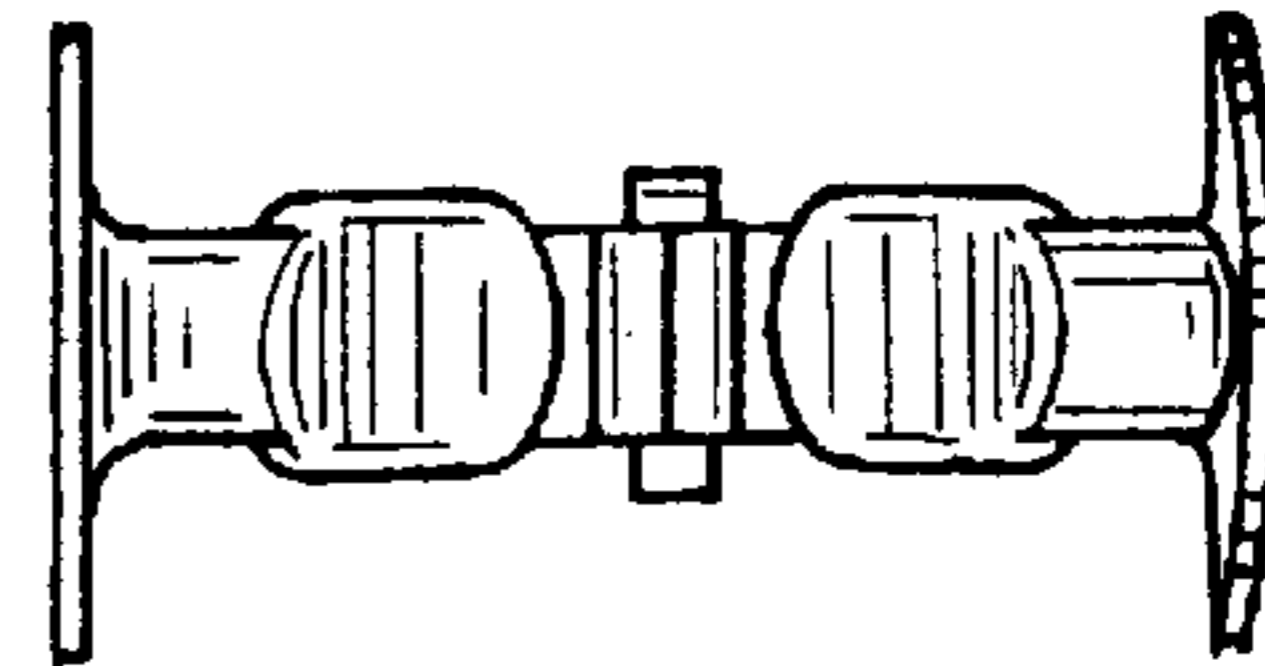


FIG. 2

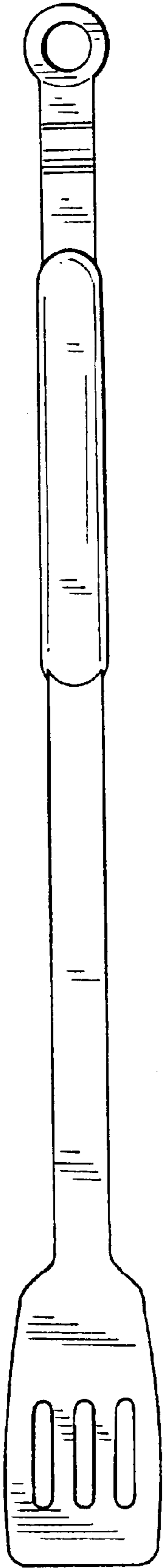


FIG. 4

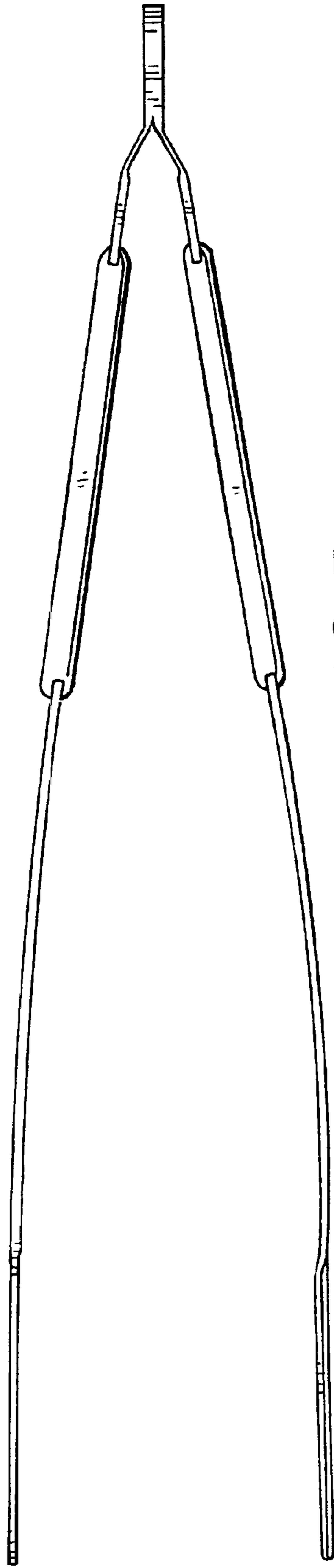


FIG. 5

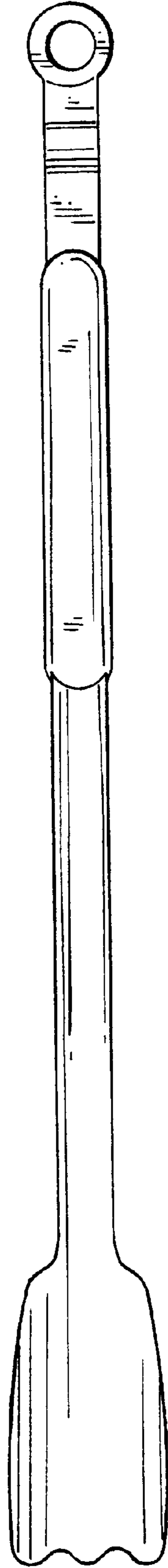


FIG. 6