



US00D481909S

(12) **United States Design Patent**
Paul

(10) **Patent No.:** **US D481,909 S**

(45) **Date of Patent:** **** Nov. 11, 2003**

(54) **COUNTER-TOP ORGANIZER FOR POT LIDS AND UTENSILS**

(76) **Inventor:** **Dale P. Paul**, 905B Clarke Road, Port Moody, British Columbia (CA), V3H-1L6

(**) **Term:** **14 Years**

(21) **Appl. No.:** **29/180,609**

(22) **Filed:** **Apr. 28, 2003**

Related U.S. Application Data

(62) Division of application No. 29/160,568, filed on May 13, 2002, now Pat. No. Des. 473,759.

(51) **LOC (7) Cl.** **07-07**

(52) **U.S. Cl.** **D7/601**

(58) **Field of Search** D7/601, 637-641; D6/462, 468; D19/90, 91; 211/41.2, 41.3, 41.4, 41.11, 70.7, 71.01, 106, 181.1; 248/37.3, 37.6, 176.1, 176.2

(56) **References Cited**

U.S. PATENT DOCUMENTS

- 1,842,118 A 1/1932 Resnik et al.
- 2,411,361 A 11/1946 Bongiovanni
- 2,594,473 A 4/1952 McCoy
- D181,365 S 11/1957 Miller

- 5,038,945 A 8/1991 Melkonian
- 5,450,967 A 9/1995 Mallory
- 5,480,073 A 1/1996 LaManna
- 5,492,237 A * 2/1996 Chang 211/41.3
- 5,979,673 A * 11/1999 Dooley 211/41.11
- 6,012,593 A 1/2000 Knittel et al.

* cited by examiner

Primary Examiner—Terry A. Wallace

(74) *Attorney, Agent, or Firm*—Donald R. Schoonover

(57) **CLAIM**

The ornamental design for a counter-top organizer for pot lids and utensils, as shown and described.

DESCRIPTION

FIG. 1 is a perspective view of a counter-top organizer for pot lids and utensils embodying the design of the present invention.

FIG. 2 is a front elevational view thereof;

FIG. 3 is a rear elevational view thereof;

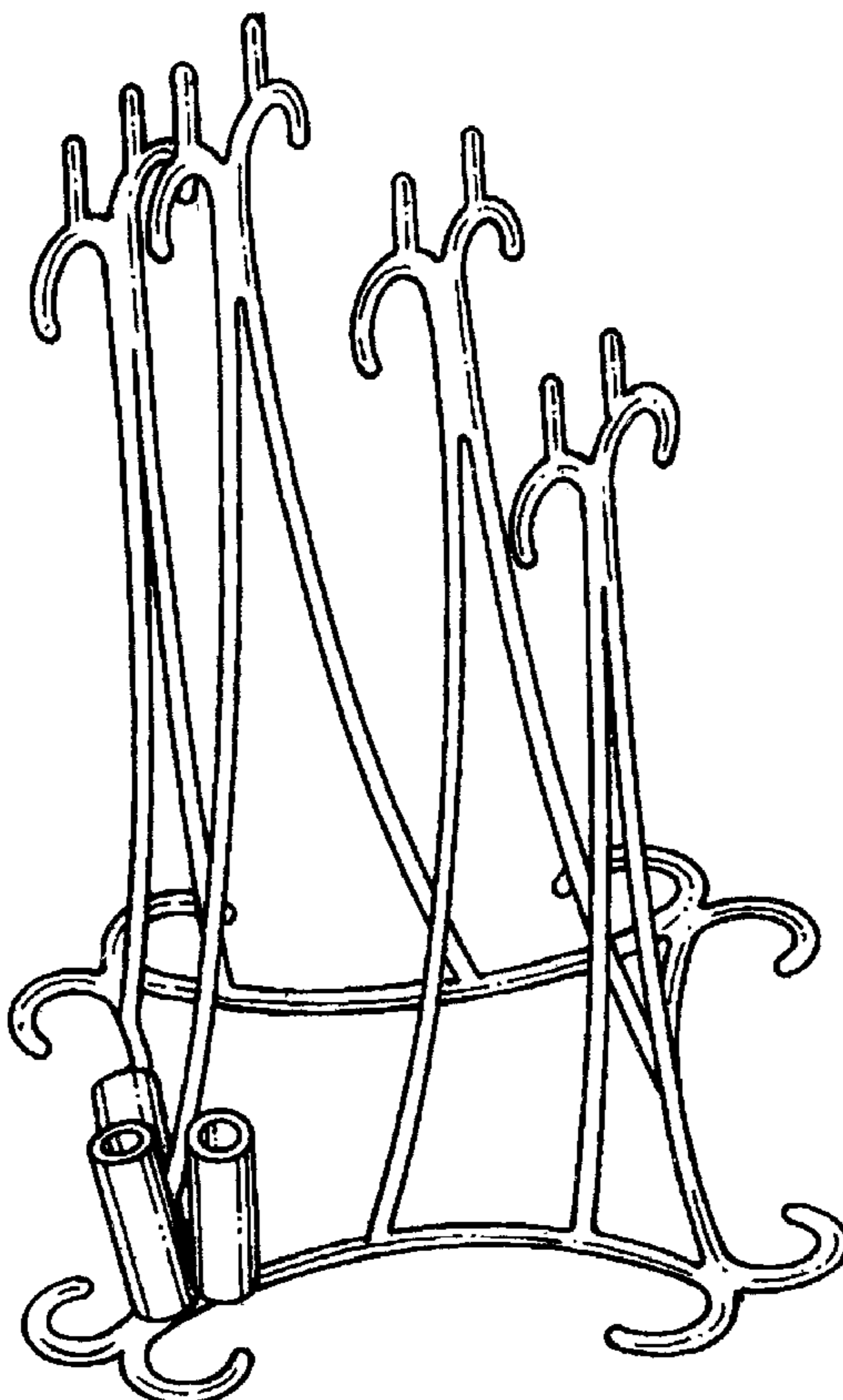
FIG. 4 is a left side elevational view thereof, the right side elevational view being a mirror image thereof;

FIG. 5 is a top plan view thereof; and,

FIG. 6 is a bottom plan view thereof.

The broken line showing of environmental structure is for illustrative purposes only and forms no part of the claimed design.

1 Claim, 4 Drawing Sheets



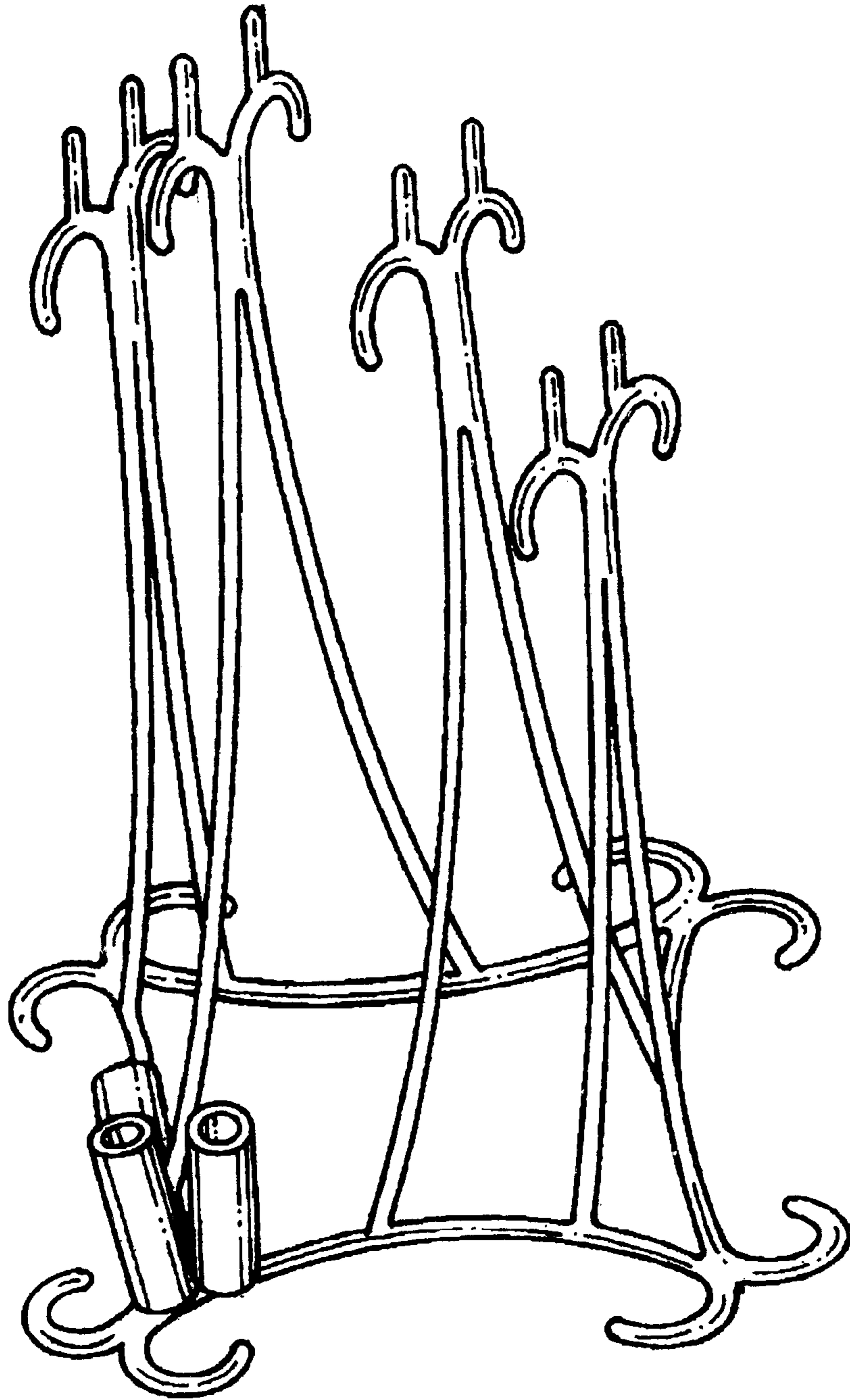


FIG. 1.

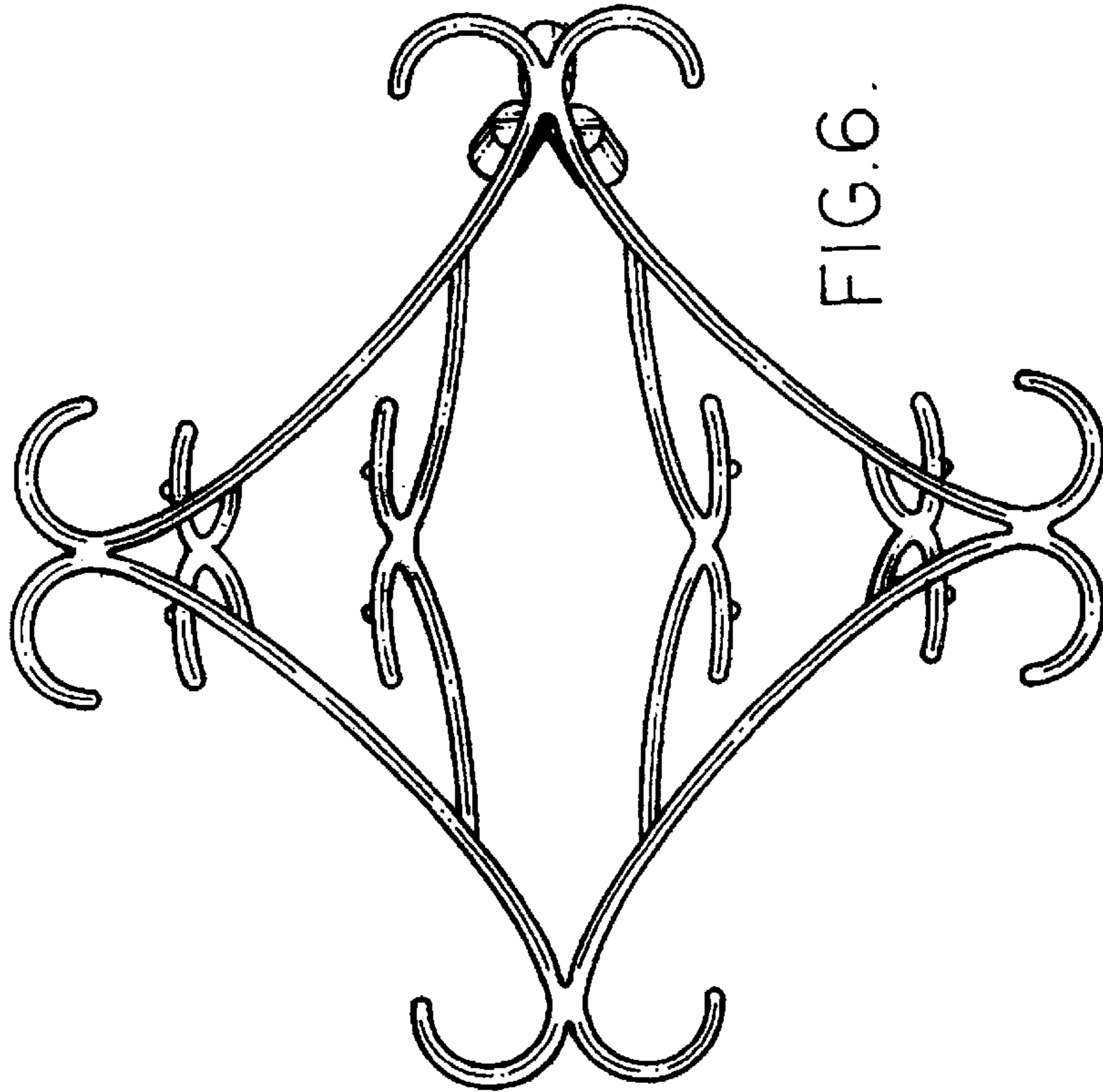


FIG. 6.

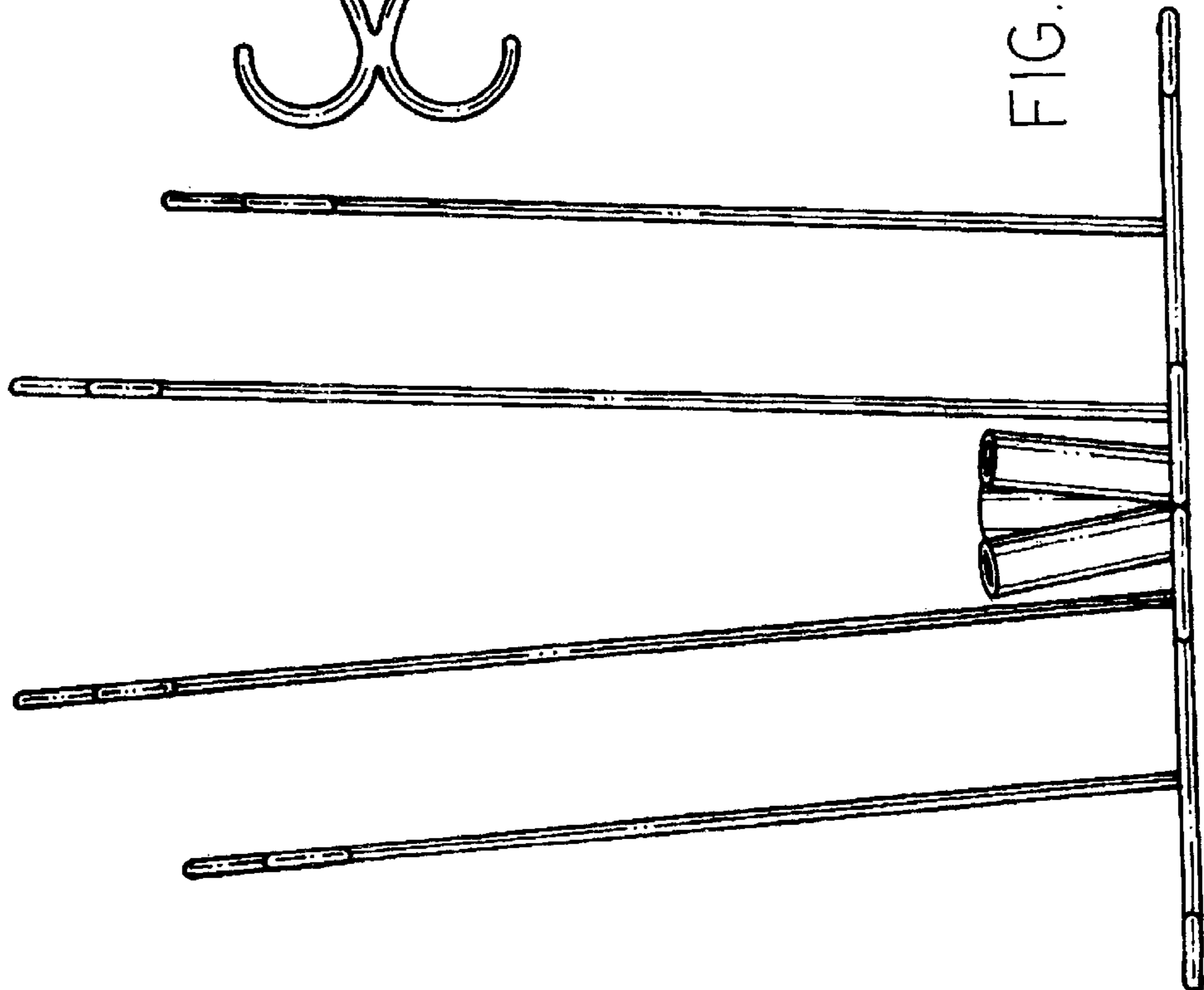


FIG. 2.

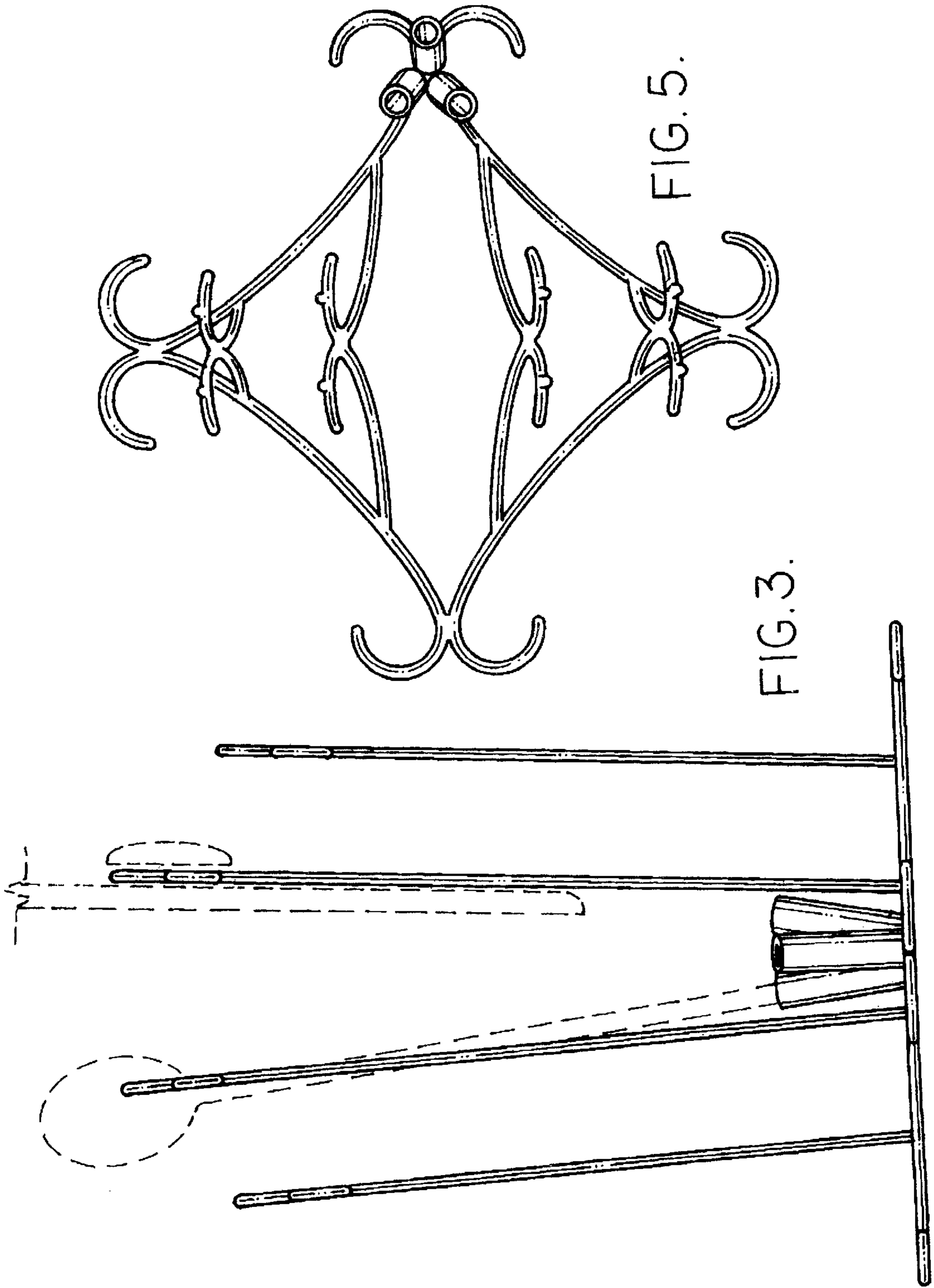


FIG. 3.

FIG. 5.

