



US00D481901S

(12) **United States Design Patent**  
**Daniels et al.**

(10) **Patent No.:** **US D481,901 S**

(45) **Date of Patent:** **\*\* Nov. 11, 2003**

(54) **AUTOMATIC COFFEE MAKER**

(75) Inventors: **Micha Daniels**, Frankfurt (DE); **Stefan Koitzsch**, Darmstadt (DE)

(73) Assignee: **BSH Bosch und Siemens Hausgeräte GmbH**, Munich (DE)

(\*\*) Term: **14 Years**

(21) Appl. No.: **29/164,814**

(22) Filed: **Jul. 29, 2002**

(30) **Foreign Application Priority Data**

Jan. 28, 2002 (DE) ..... 4 02 00 871

(51) **LOC (7) Cl.** ..... **07-01**

(52) **U.S. Cl.** ..... **D7/309; D7/311**

(58) **Field of Search** ..... D7/300, 309, 310,  
D7/311, 306, 312; 99/305, 306, 285, 289 R,  
295, 279, 292; 222/129.1-129.4; 219/432

(56) **References Cited**

**U.S. PATENT DOCUMENTS**

4,644,856	A	*	2/1987	Borgmann	.....	99/295
D323,949	S	*	2/1992	Kahlcke	.....	D7/309
D324,621	S	*	3/1992	Haslacher	.....	D7/309
D336,206	S	*	6/1993	Littmann	.....	D7/309
D354,193	S	*	1/1995	Storsberg	.....	D7/309
D360,802	S	*	8/1995	Seiffert	.....	D7/309
D364,306	S	*	11/1995	Storsberg	.....	D7/309
D385,455	S	*	10/1997	Cortese	.....	D7/309
D396,987	S	*	8/1998	Seiffert	.....	D7/309
D400,046	S	*	10/1998	Seiffert	.....	D7/309

D414,371	S	*	9/1999	Seiffert	.....	D7/309
D431,748	S	*	10/2000	Cahen	.....	D7/309
D431,749	S	*	10/2000	Cahen	.....	D7/309
D431,750	S	*	10/2000	Cahen	.....	D7/309
D431,751	S	*	10/2000	Cahen	.....	D7/309
D445,292	S	*	7/2001	Sowden	.....	D7/309
D449,198	S	*	10/2001	Cahen	.....	D7/309
D449,199	S	*	10/2001	Cahen	.....	D7/309
D449,488	S	*	10/2001	Cahen	.....	D7/309
D453,088	S	*	1/2002	Bell et al.	.....	D7/307
D454,464	S	*	3/2002	Mogler et al.	.....	D7/307
D455,596	S	*	4/2002	Boos	.....	D7/309

\* cited by examiner

*Primary Examiner*—M. N. Pandozzi

(74) *Attorney, Agent, or Firm*—Laurence A. Greenberg;  
Werner H. Stemer; Ralph E. Locher

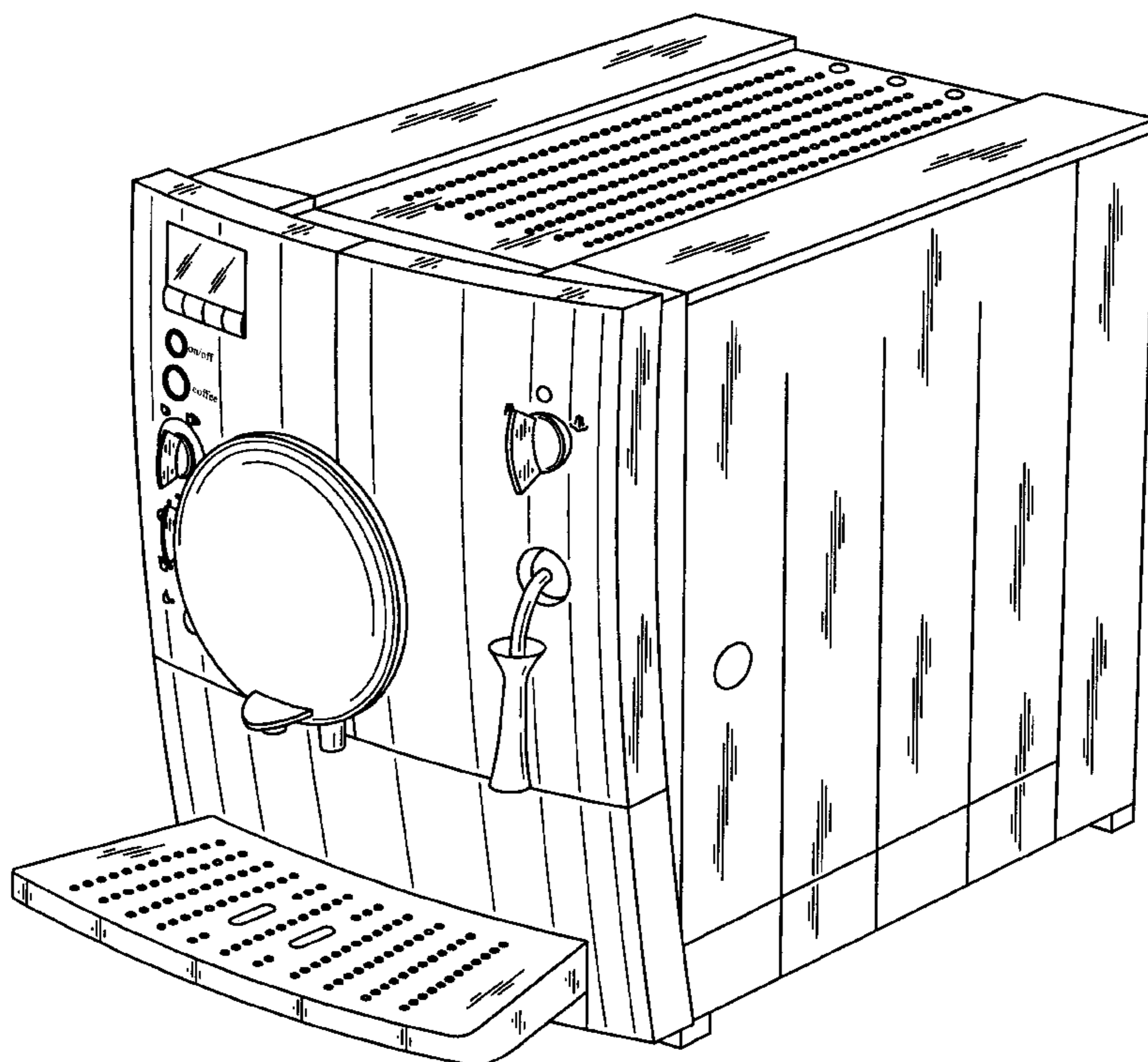
(57) **CLAIM**

The ornamental design for an automatic coffee maker, as shown and described.

**DESCRIPTION**

FIG. 1 is a photographic, top-front perspective view of the automatic coffee maker;  
FIG. 2 is a right-side view thereof;  
FIG. 3 is a bottom view thereof;  
FIG. 4 is a front view thereof;  
FIG. 5 is a bottom-rear perspective view thereof;  
FIG. 6 is a top view thereof;  
FIG. 7 is a left-side view thereof; and,  
FIG. 8 is a rear view thereof.

**1 Claim, 8 Drawing Sheets**



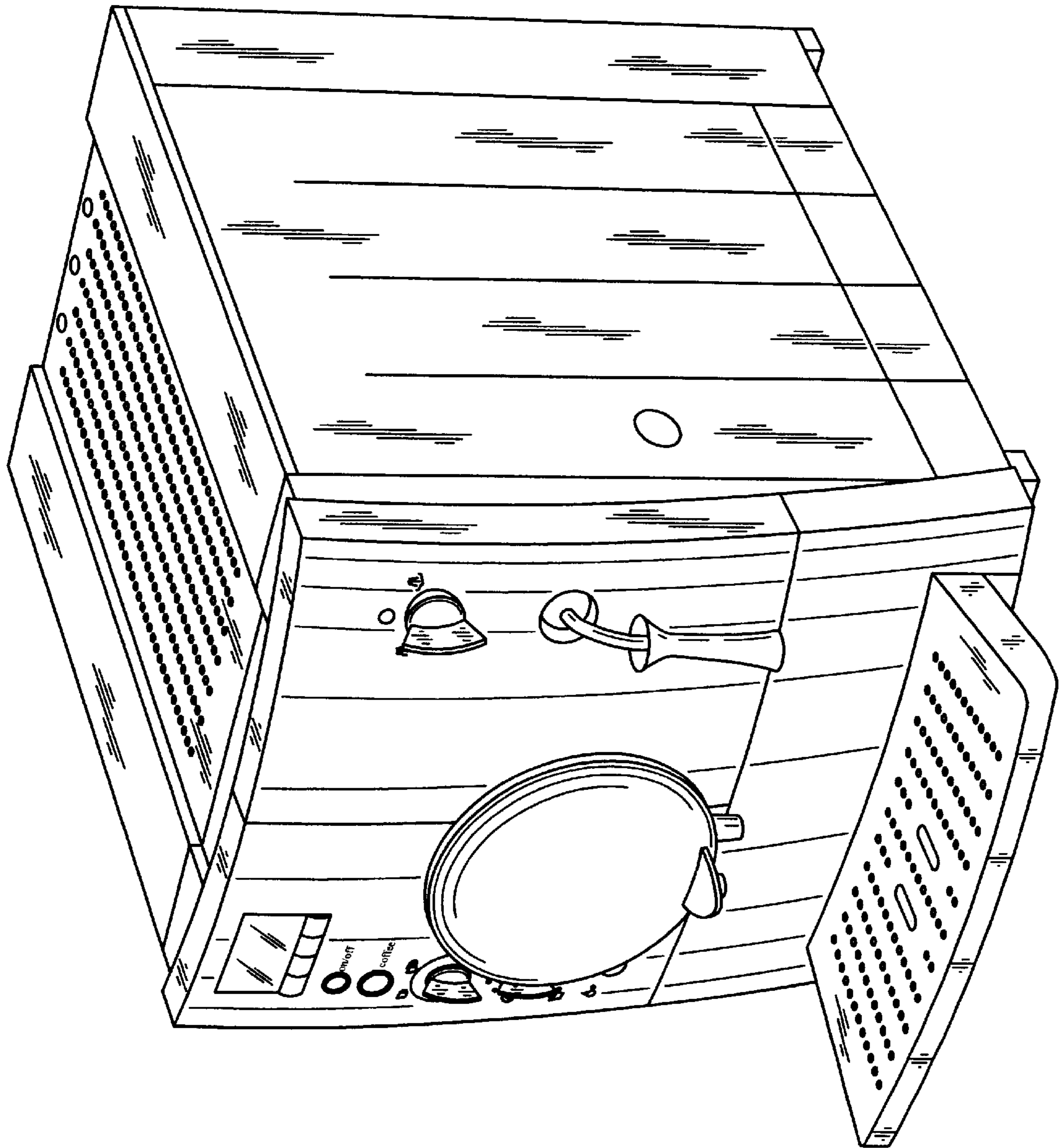


Fig. 1




Fig. 2

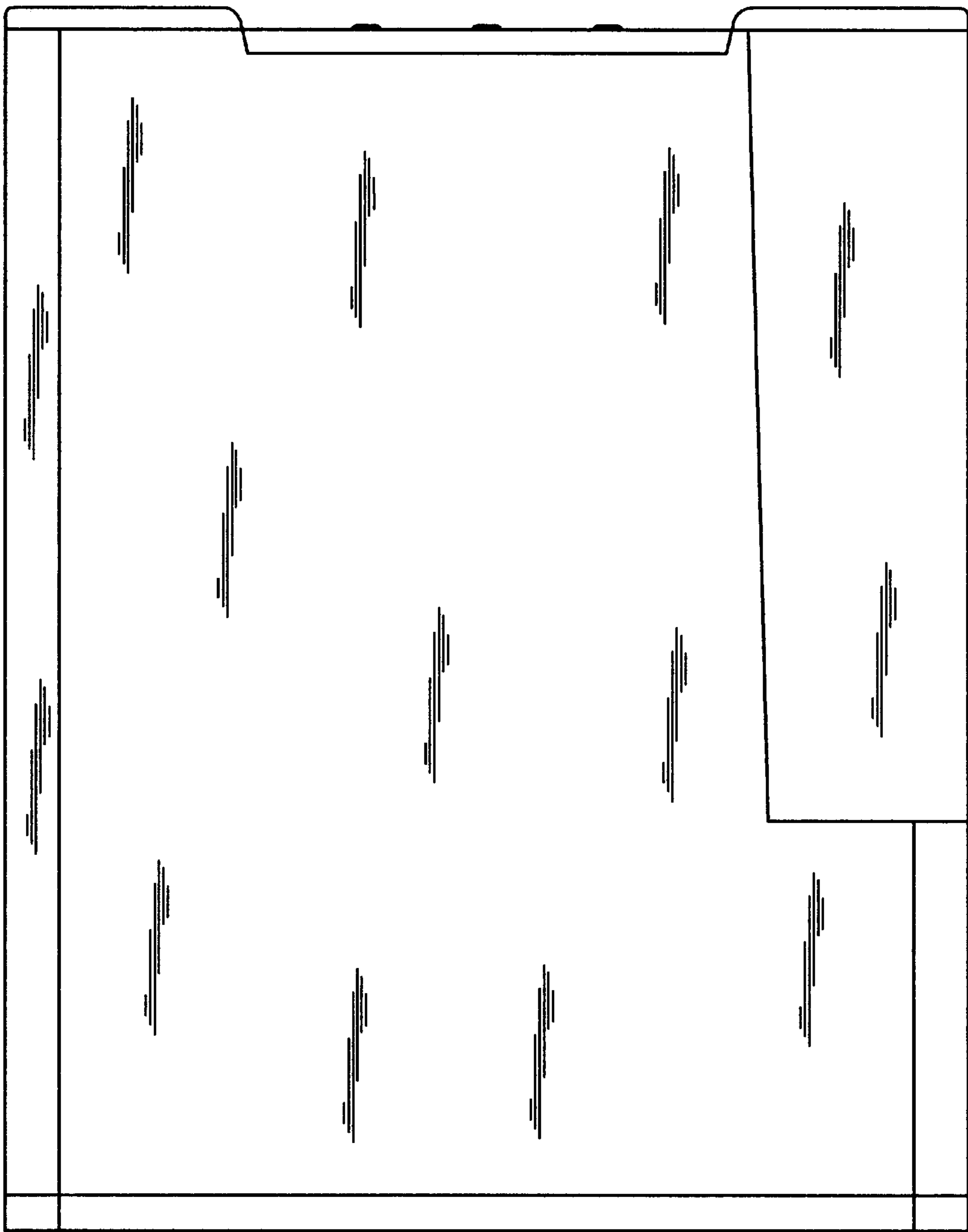


Fig. 3

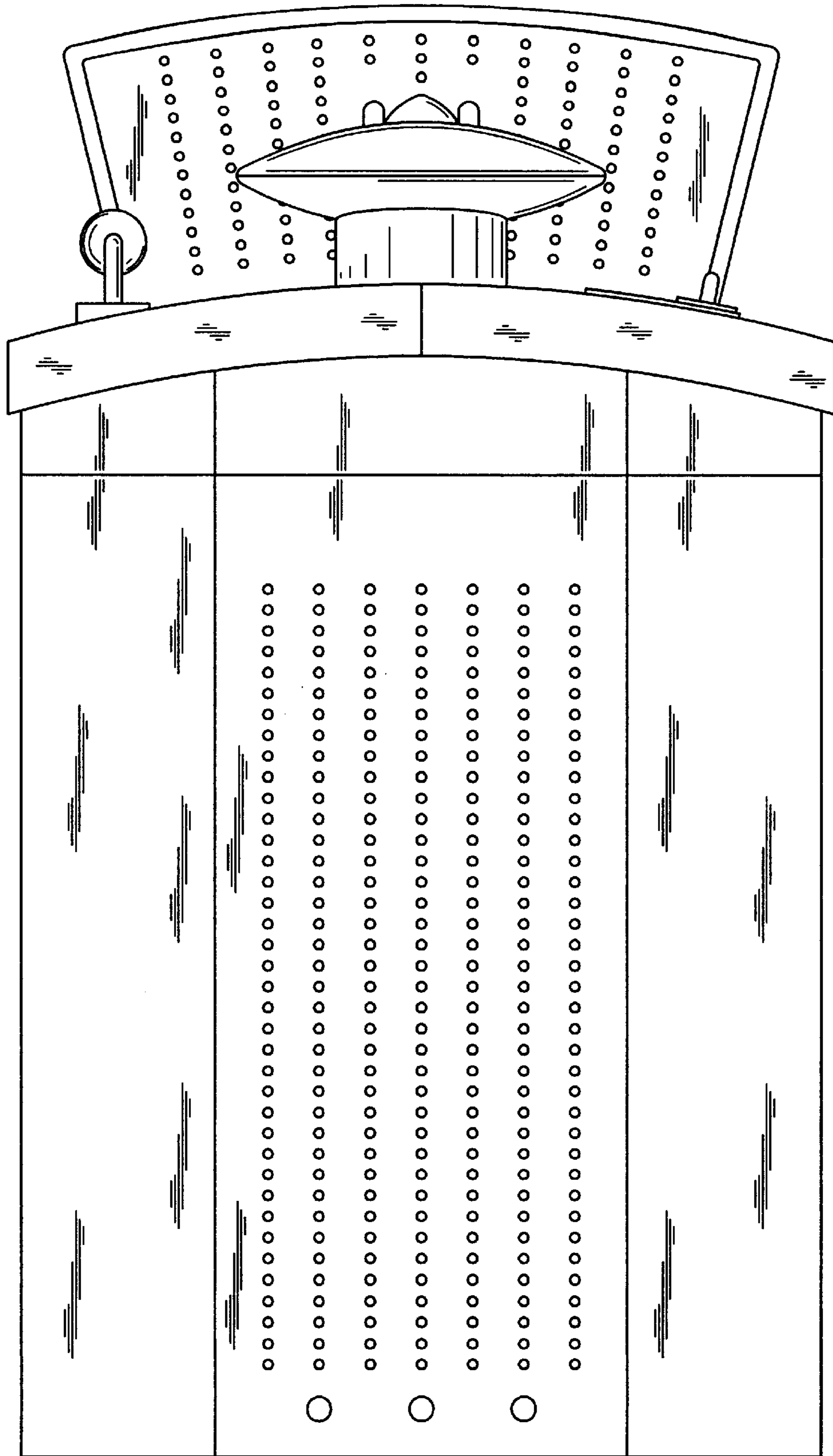


Fig. 4




Fig. 5

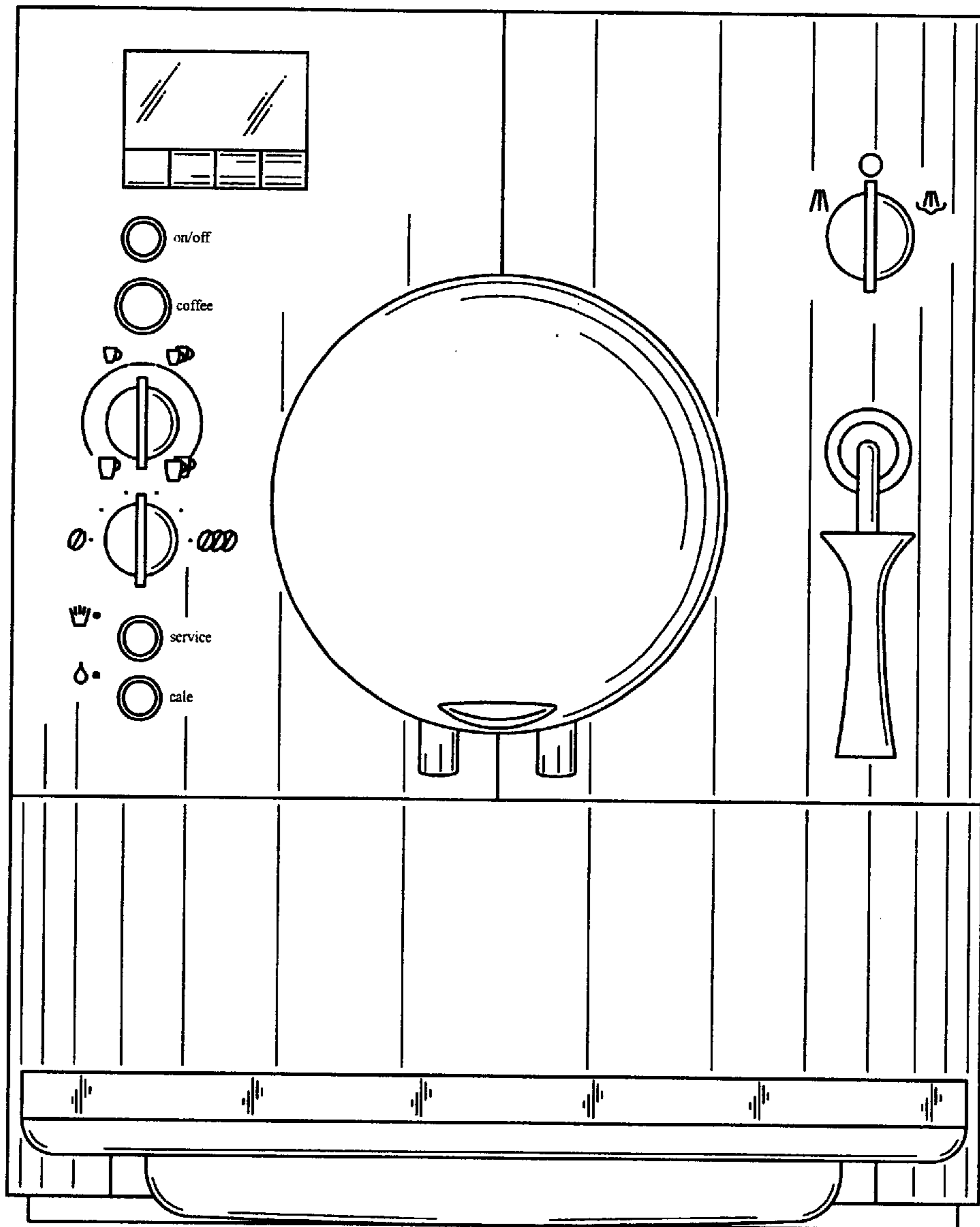



Fig. 6





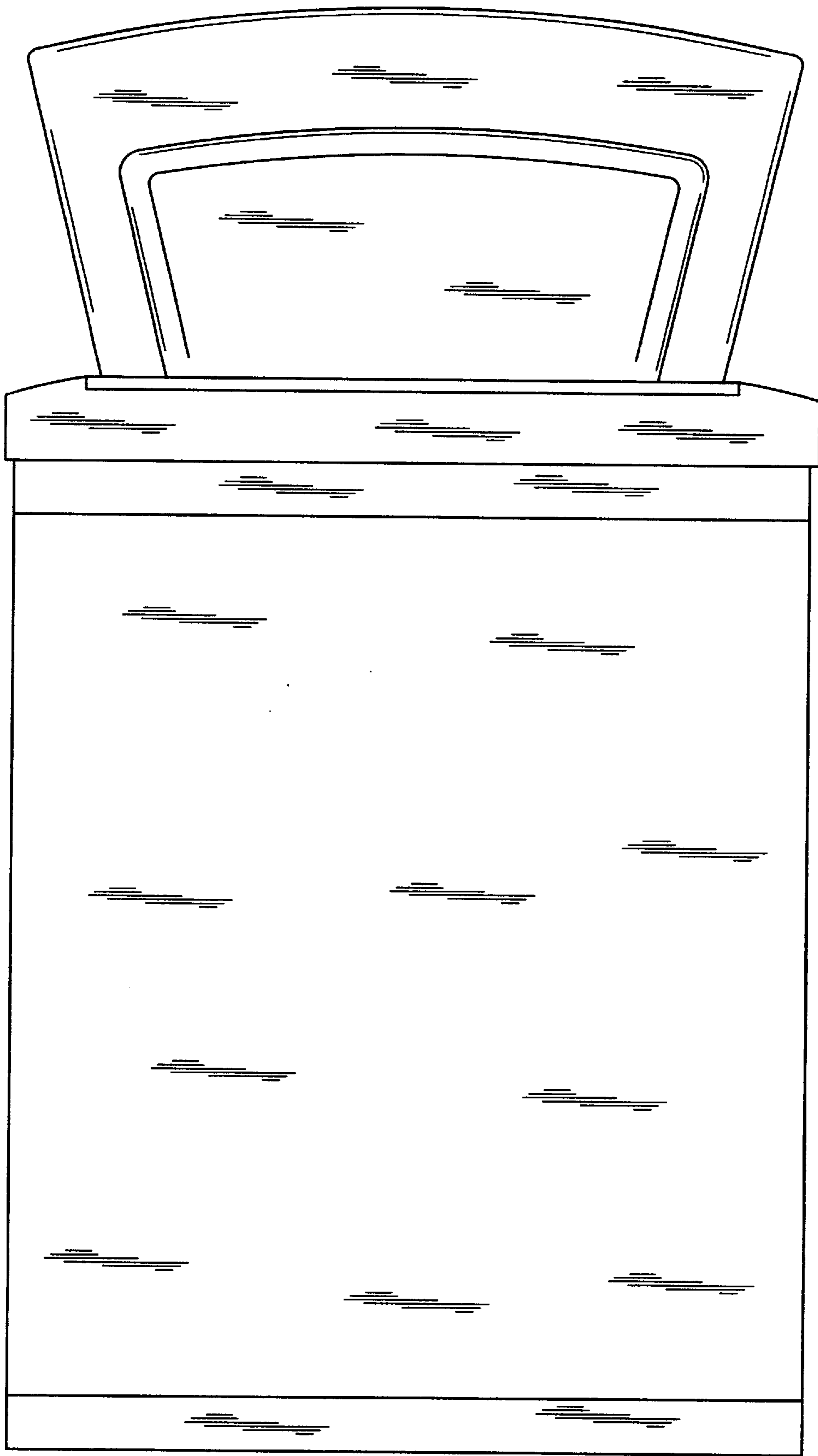


Fig. 8