



US00D481900S

(12) **United States Design Patent**
Turner

(10) **Patent No.:** **US D481,900 S**

(45) **Date of Patent:** **** Nov. 11, 2003**

(54) **BACK SUPPORT**

FOREIGN PATENT DOCUMENTS

(76) Inventor: **Timothy Turner**, 3 - 53 Chesterfield Avenue, London, Ontario (CA), N5Z 3M9

JP 10085083 4/1998

* cited by examiner

(**) Term: **14 Years**

Primary Examiner—Doris V. Coles

Assistant Examiner—T. Chase Nelson

(21) Appl. No.: **29/172,365**

(74) *Attorney, Agent, or Firm*—Anissimoff & Assoc.; Hans Koenig

(22) Filed: **Dec. 11, 2002**

(57) **CLAIM**

(51) **LOC (7) Cl.** **06-09**

The ornamental design for a back support, as shown.

(52) **U.S. Cl.** **D6/601**

DESCRIPTION

(58) **Field of Search** D6/595, 596, 597, D6/598, 601, 604, 611; D24/183; 5/630, 632, 633, 636, 637, 638, 640, 644, 652, 652.1, 653, 654, 655, 655.3, 655.4, 655.5, 655.9, 656, 657.5, 907, 945; 224/153, 155, 584, 907; 297/129, 180.11, 188.2, 188.12, 195.1, 199, 219.1, 225, 228.1, 229, 452.41

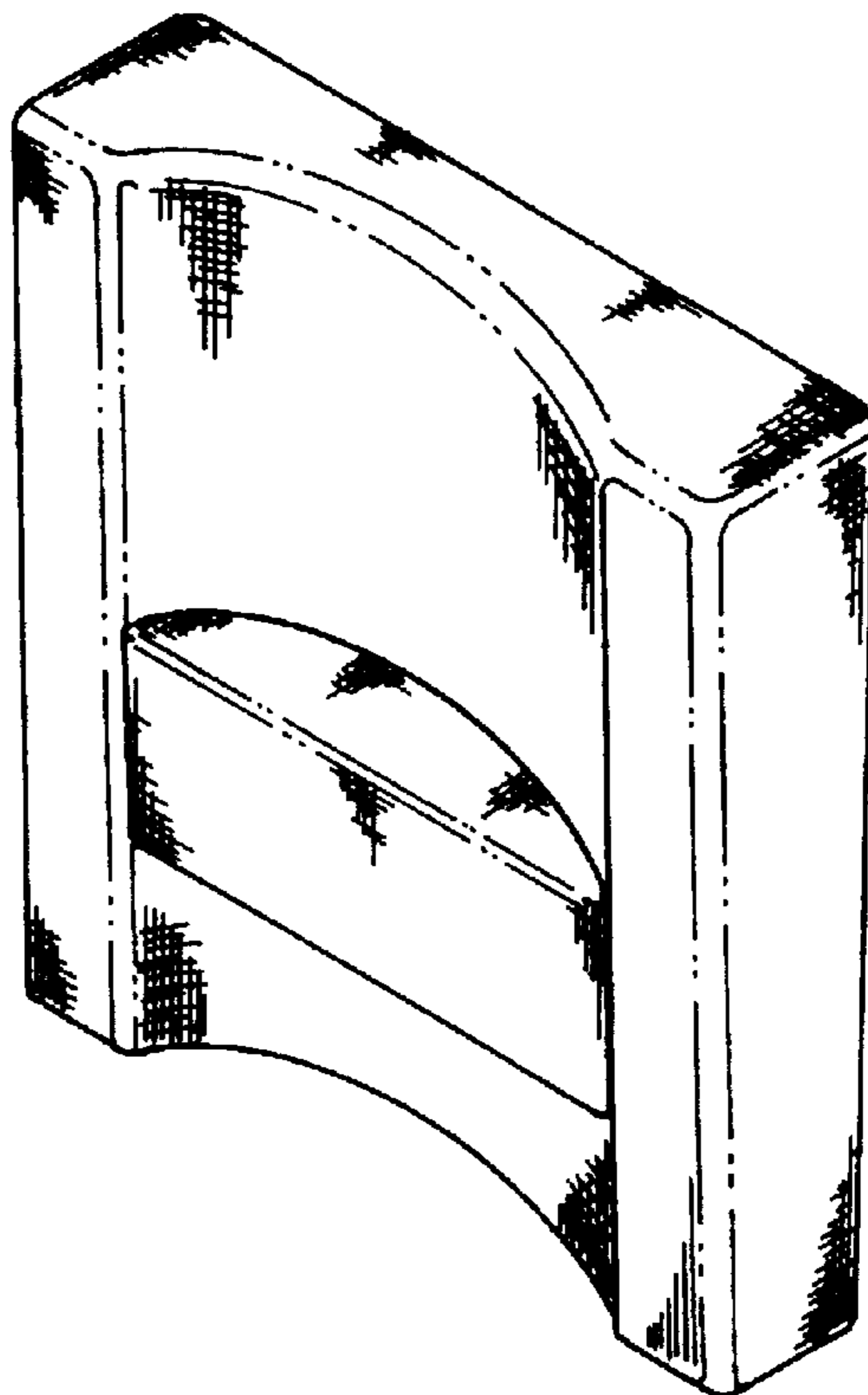
FIG. 1 is a front view of a back support according to the present invention;
FIG. 2 is a rear view of a back support according to the present invention;
FIG. 3 is a left side view of a back support according to the present invention;
FIG. 4 is a right side view of a back support according to the present invention;
FIG. 5 is a top view of a back support according to the present invention;
FIG. 6 is a bottom view of a back support according to the present invention; and,
FIG. 7 is a perspective view of a back support according to the present invention.

(56) **References Cited**

U.S. PATENT DOCUMENTS

4,393,530	A	*	7/1983	Stark	5/640
4,639,960	A		2/1987	Quillen et al.		
4,718,727	A		1/1988	Sheppard		
5,149,173	A		9/1992	Jay et al.		
D342,855	S	*	1/1994	Butler, II	D6/601
6,023,802	A	*	2/2000	King	5/655
6,292,964	B1		9/2001	Rose et al.		

1 Claim, 2 Drawing Sheets






FIG. 5

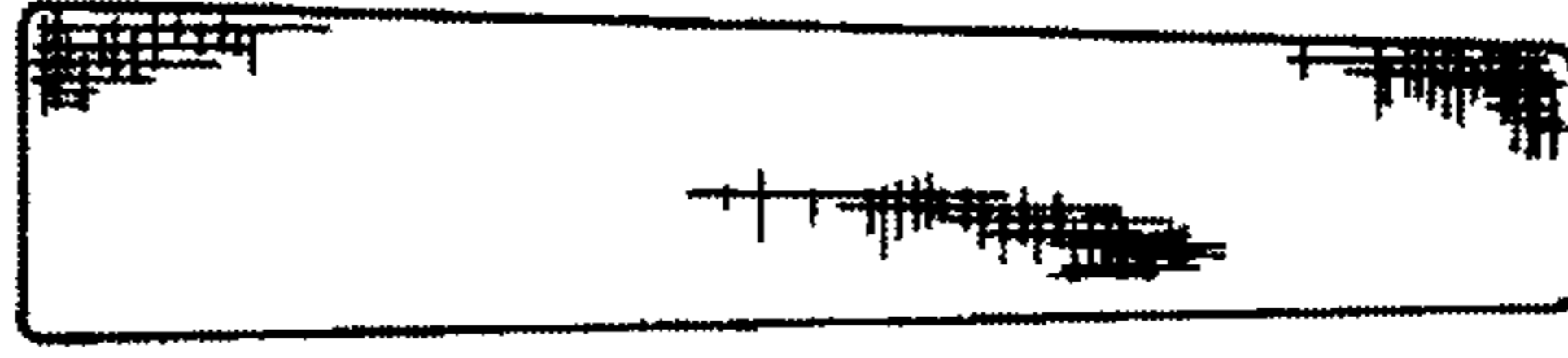


FIG. 4




FIG. 1



FIG. 6




FIG. 3




FIG. 2

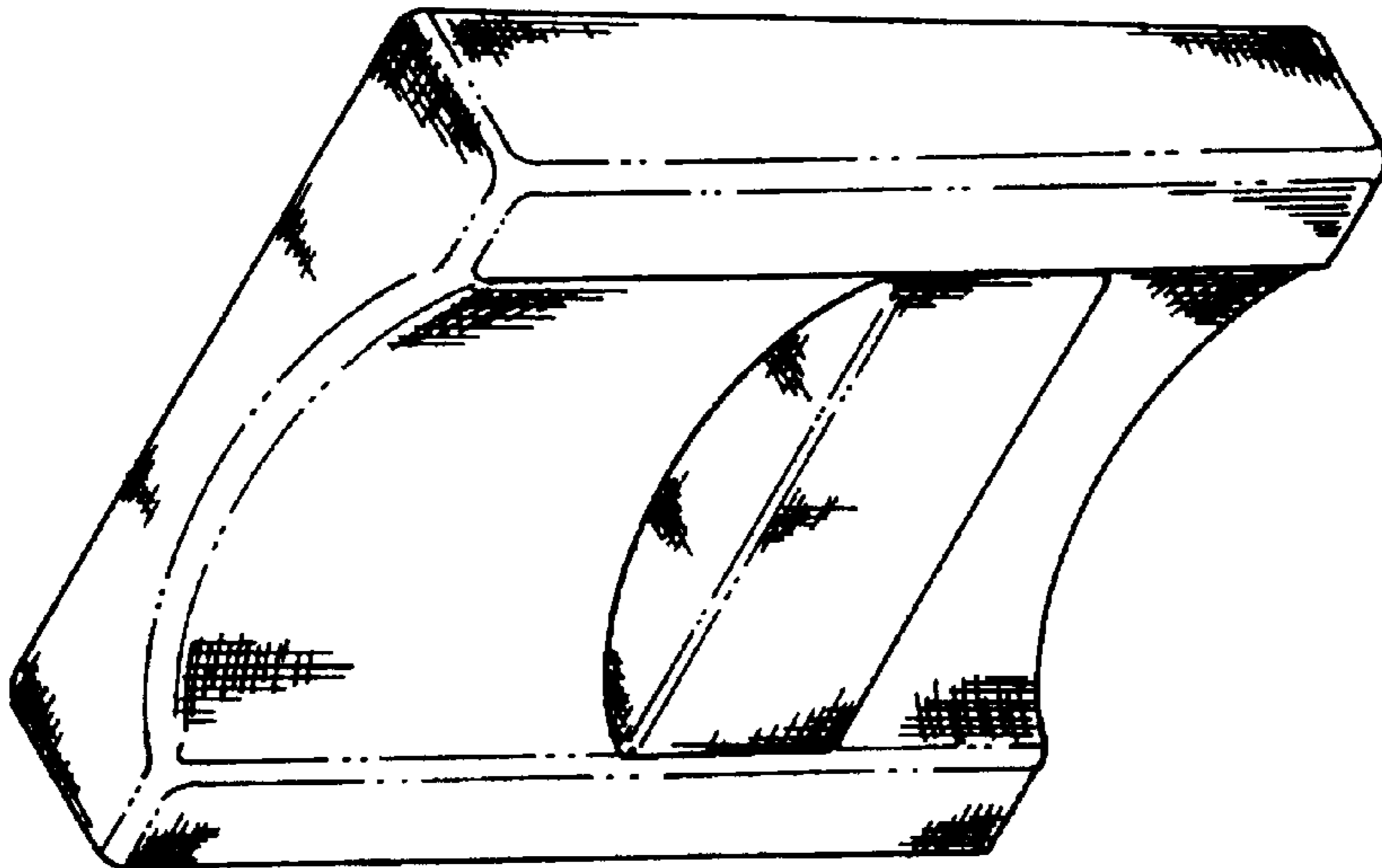


FIG. 7