



US00D481899S

(12) **United States Design Patent**  
**Thomas et al.**

(10) **Patent No.:** **US D481,899 S**

(45) **Date of Patent:** **\*\* Nov. 11, 2003**

(54) **DUST RUFFLE WITH STORAGE POCKETS**

D409,873 S \* 5/1999 Johnson ..... D6/603  
6,151,731 A \* 11/2000 Saporow ..... 5/482  
D471,049 S \* 3/2003 Dale ..... D6/596

(76) Inventors: **Cecelia Thomas**, 3907 Avenue L, Fort  
Pierce, FL (US) 34947; **Maxine  
Frederick**, 1645 NW. 188 Terrace,  
North Miami, FL (US) 33169

\* cited by examiner

(\*\*) Term: **14 Years**

*Primary Examiner*—Doris V. Coles  
*Assistant Examiner*—T. Chase Nelson  
(74) *Attorney, Agent, or Firm*—Kevin Redmond

(21) Appl. No.: **29/170,819**

(57) **CLAIM**

(22) Filed: **Nov. 13, 2002**

The ornamental design for a dust ruffle with storage pockets,  
as shown and described.

(51) **LOC (7) Cl.** ..... **06-09**

**DESCRIPTION**

(52) **U.S. Cl.** ..... **D6/596**

(58) **Field of Search** ..... D6/382, 383, 595,  
D6/596, 597, 599, 601, 602, 603, 604,  
605, 606, 607, 608, 609, 610, 611, 612,  
613, 614, 615; 5/417, 418, 419, 420, 482,  
485, 490, 495, 496, 497, 499, 500, 502,  
512, 630, 636, 652, 653, 654, 655, 655.3,  
656, 907, 945, 946; 15/208, 209.1, 210.1;  
139/396; 297/228.1, 229, 452.41

FIG. 1 is a front elevation view showing three pockets with  
each pocket including a cover flap.  
FIG. 2 is a rear elevation view.  
FIG. 3 is a right side elevation view showing four pockets  
which include hook and loop closures at their tops and one  
pocket which also includes an outside slash pocket.  
FIG. 4 is a left side elevation view showing four pockets  
which include hook and loop closure at their tops.  
FIG. 5 is a top view; and,  
FIG. 6 is a bottom view.

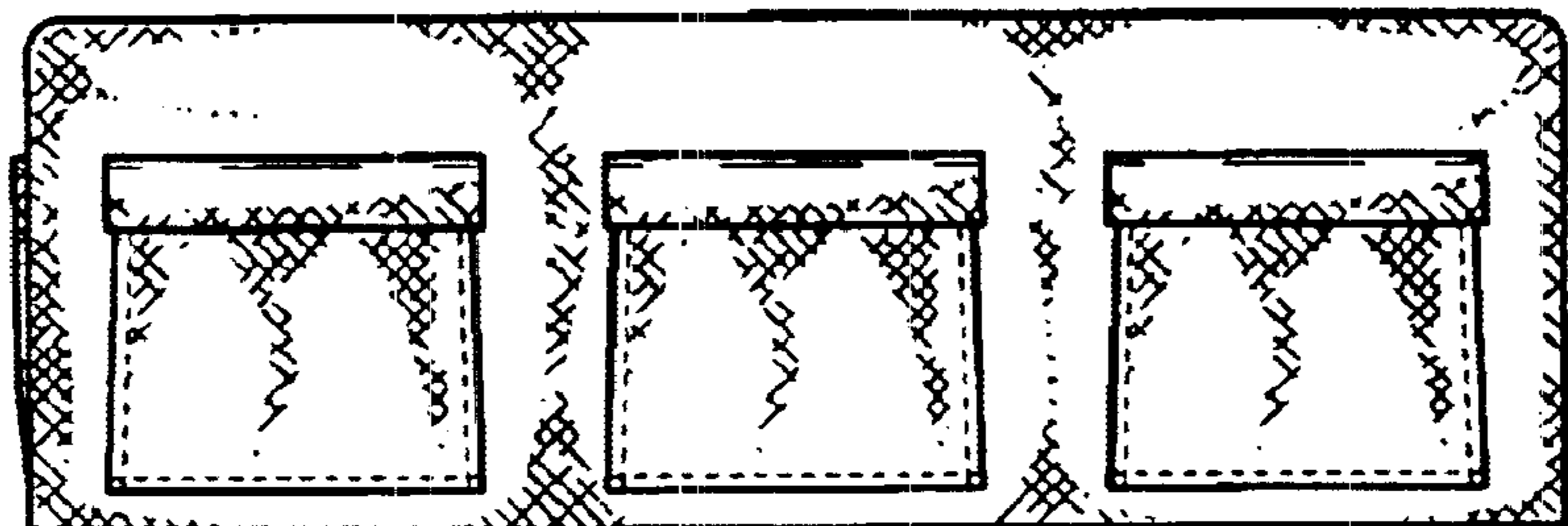
(56) **References Cited**

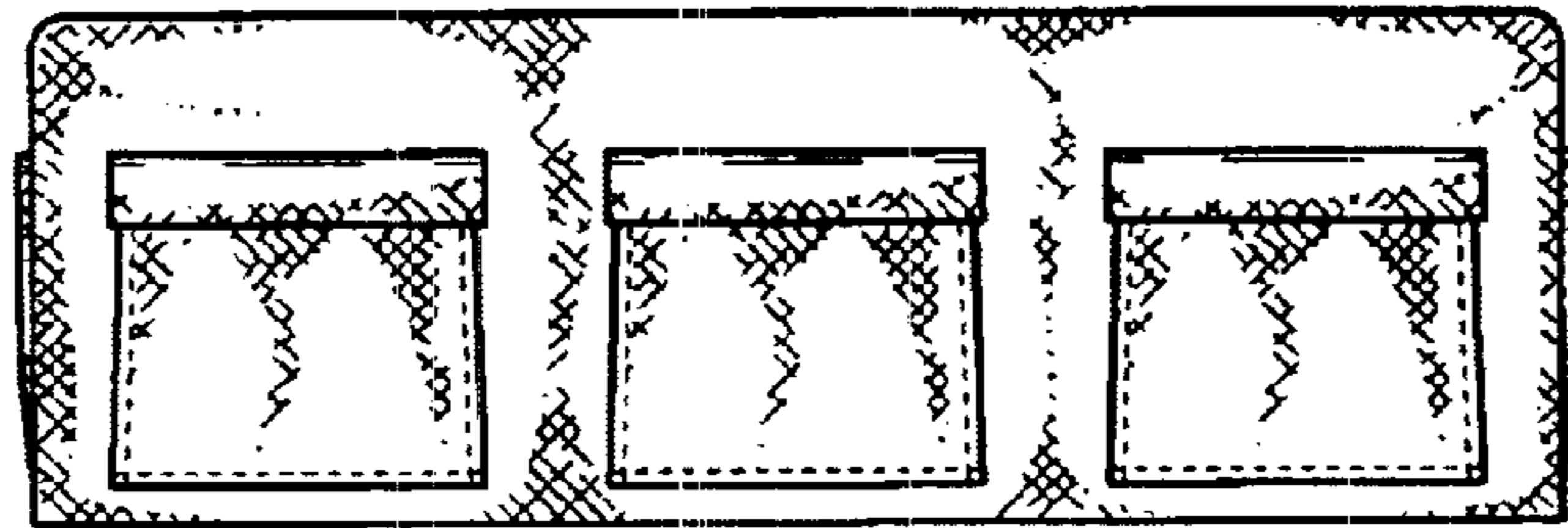
**U.S. PATENT DOCUMENTS**

D314,304 S \* 2/1991 Levine ..... D6/606  
5,279,009 A \* 1/1994 Putka, Jr. .... D6/596

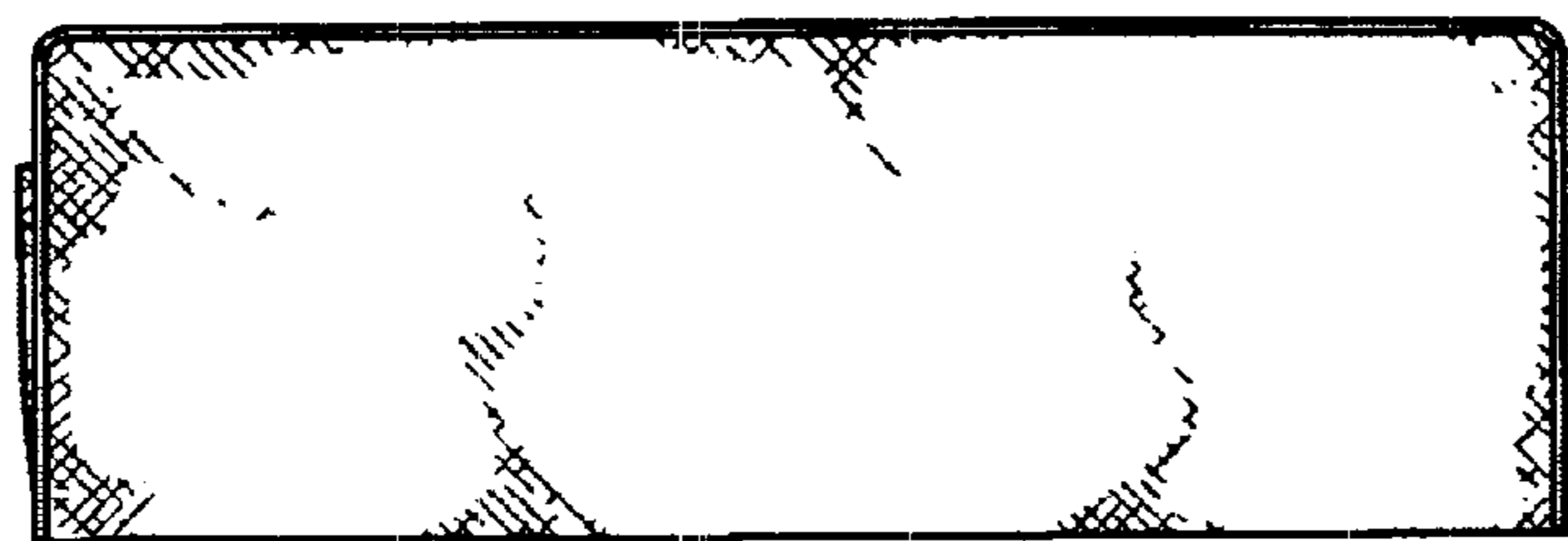
The broken lines on the pockets of the dust ruffle with  
storage pockets represent stitching.

**1 Claim, 2 Drawing Sheets**






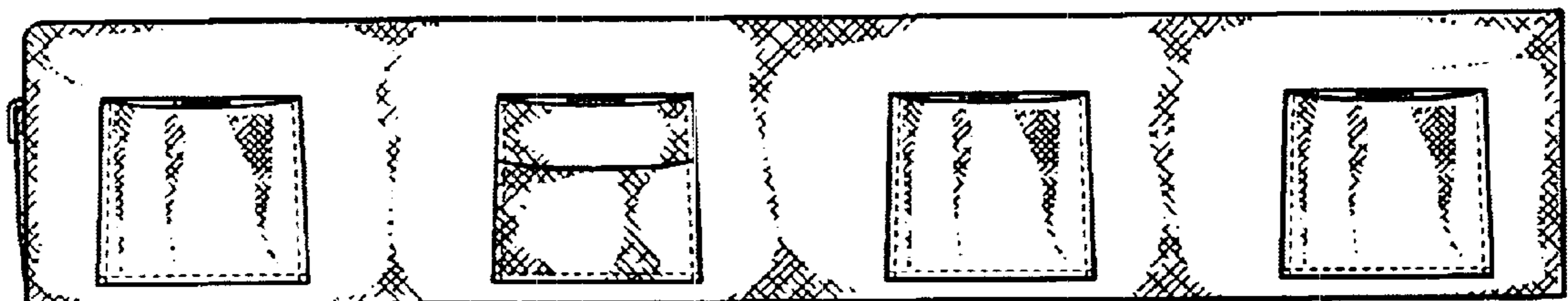
*Fig. 1*



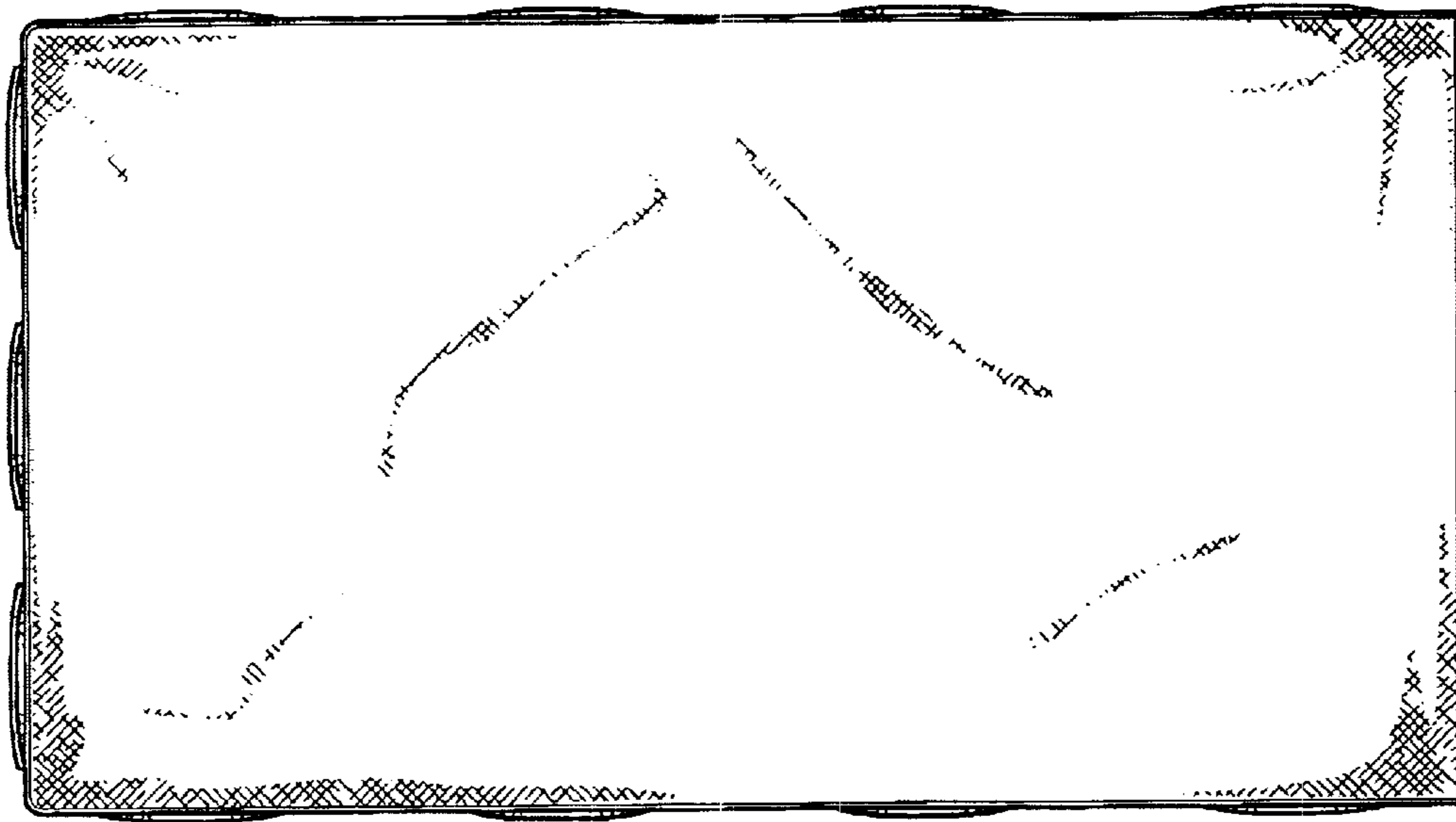
*Fig. 2*




*Fig. 3*



*Fig. 4*



*Fig. 6*



*Fig. 5*