



US00D481884S

(12) **United States Design Patent**
Richardson et al.

(10) **Patent No.:** **US D481,884 S**

(45) **Date of Patent:** **** Nov. 11, 2003**

(54) **DISPLAY CASE**

(75) **Inventors:** **Joseph T. Richardson**, Irvine, CA
(US); **Mary Rose Rice**, Laguna Niguel,
CA (US)

(73) **Assignee:** **Behr Process Corporation**, Santa Ana,
CA (US)

(**) **Term:** **14 Years**

(21) **Appl. No.:** **29/176,118**

(22) **Filed:** **Feb. 18, 2003**

(51) **LOC (7) Cl.** **06-04**

(52) **U.S. Cl.** **D6/396**

(58) **Field of Search** D6/396, 397, 402,
D6/436, 437, 409, 470, 471; 312/107, 114,
117, 118, 140.1, 204

(56) **References Cited**

U.S. PATENT DOCUMENTS

D40,700 S	*	5/1910	Kurz	D6/471
D48,640 S	*	2/1916	Kurz	D6/471
D49,497 S	*	8/1916	Walker	D6/471
D93,728 S	*	10/1934	Marx	D6/437
D117,956 S	*	12/1939	Maresca	D6/470
3,741,617 A	*	6/1973	Gloyd	312/108

D253,080 S	*	10/1979	Corrigan	D6/468
D303,462 S	*	9/1989	Schouten	D6/409
D335,783 S	*	5/1993	Beckmann et al.	D6/436
D365,947 S		1/1996	Howard		
D372,816 S	*	8/1996	Rose et al.	D6/473
D418,331 S		1/2000	Christescu		
D429,427 S	*	8/2000	Melillo et al.	D6/436
D439,436 S		3/2001	Stern		
D455,914 S		4/2002	Campello et al.		

* cited by examiner

Primary Examiner—Cathron C. Brooks

(57) **CLAIM**

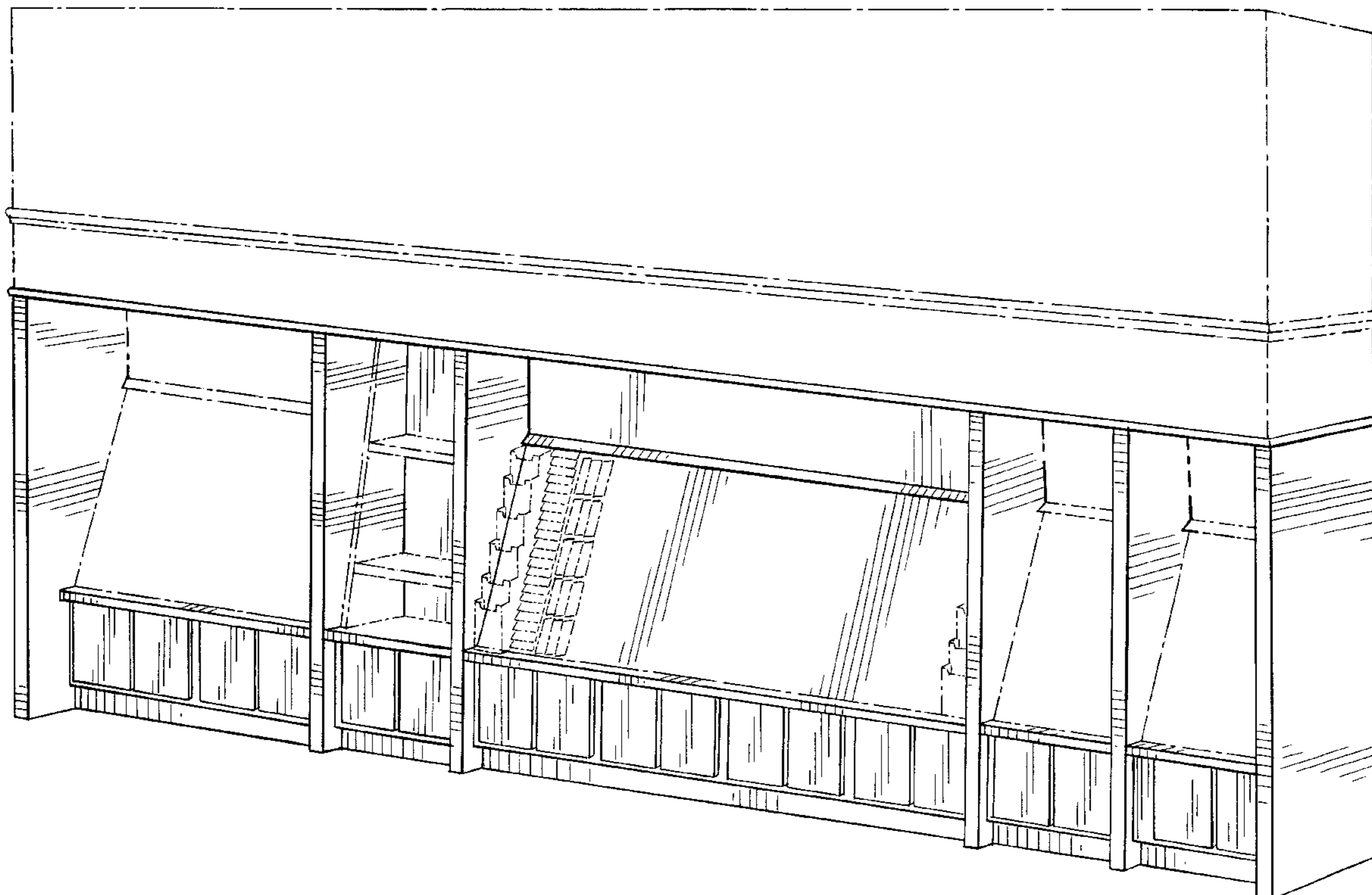
The ornamental design for a display case, as shown and described.

DESCRIPTION

FIG. 1 is a front perspective of display case;
FIG. 2 is a left side perspective of display case, shown with a portion cut-away for completeness of illustration;
FIG. 3 is a front plan view of display case; and,
FIG. 4 is a left side plan view of display case the right side plan view being a mirror image.

The broken lines shown are for illustrative purposes only and form no part of the claimed design.

1 Claim, 4 Drawing Sheets



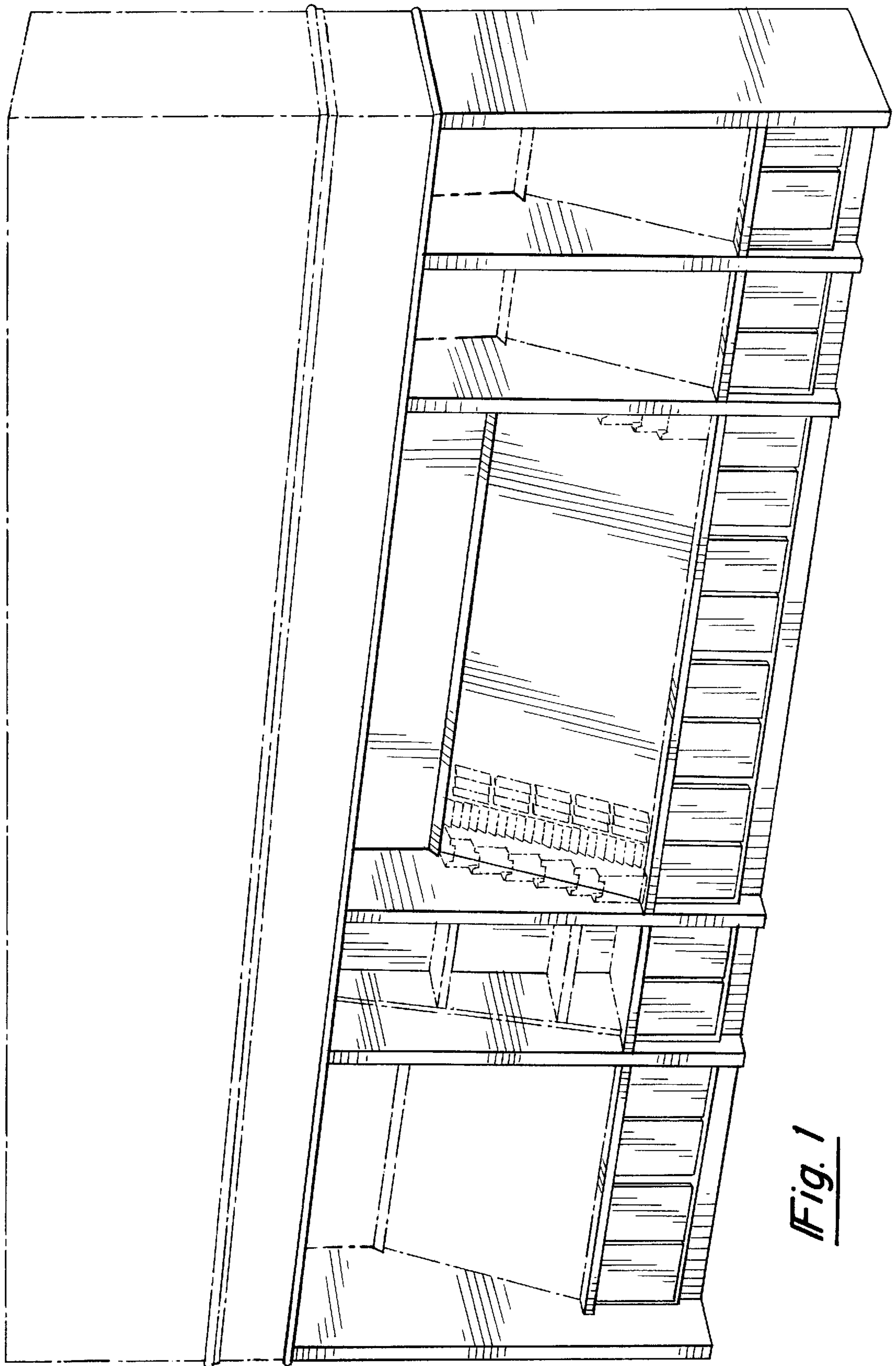


Fig. 1

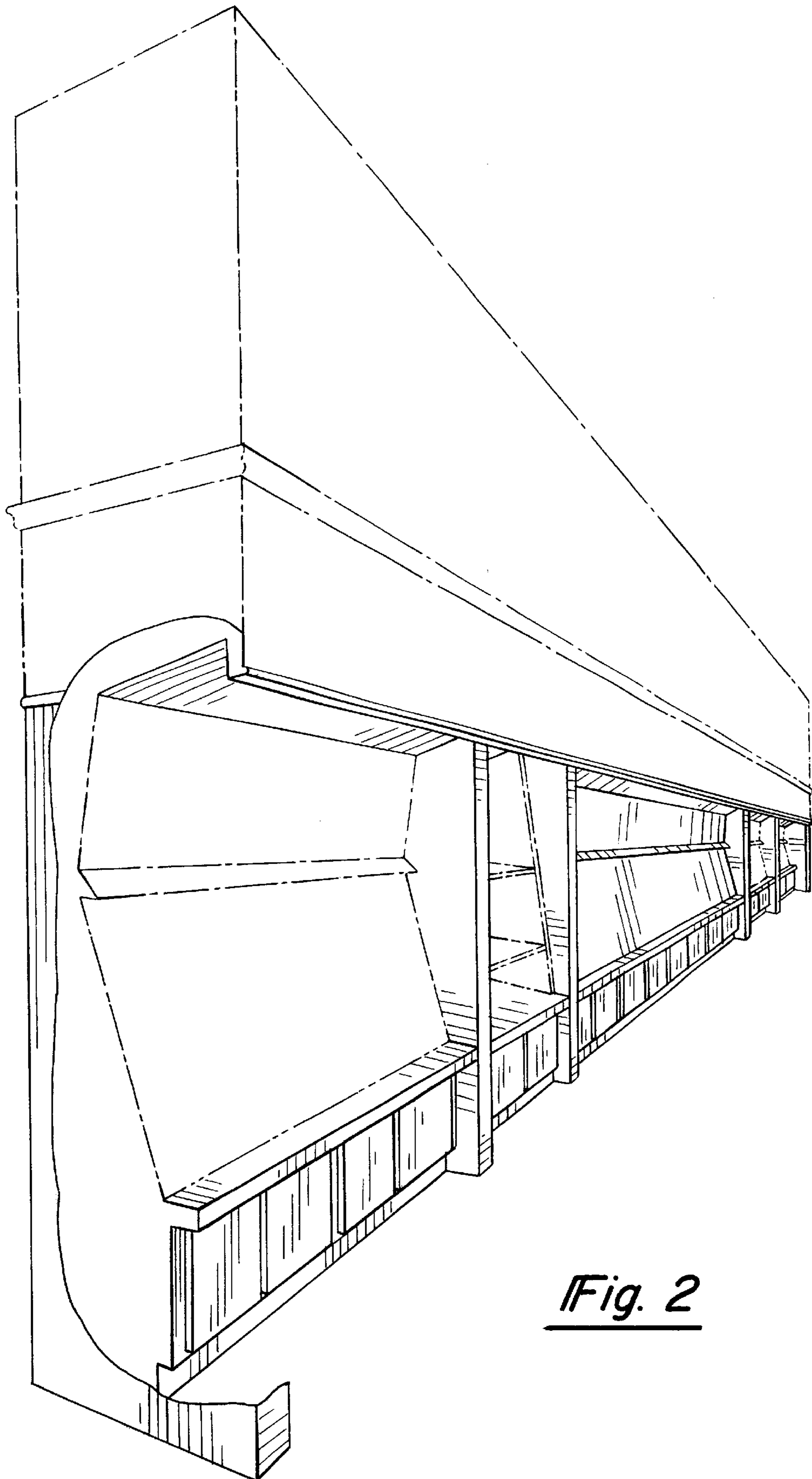


Fig. 2

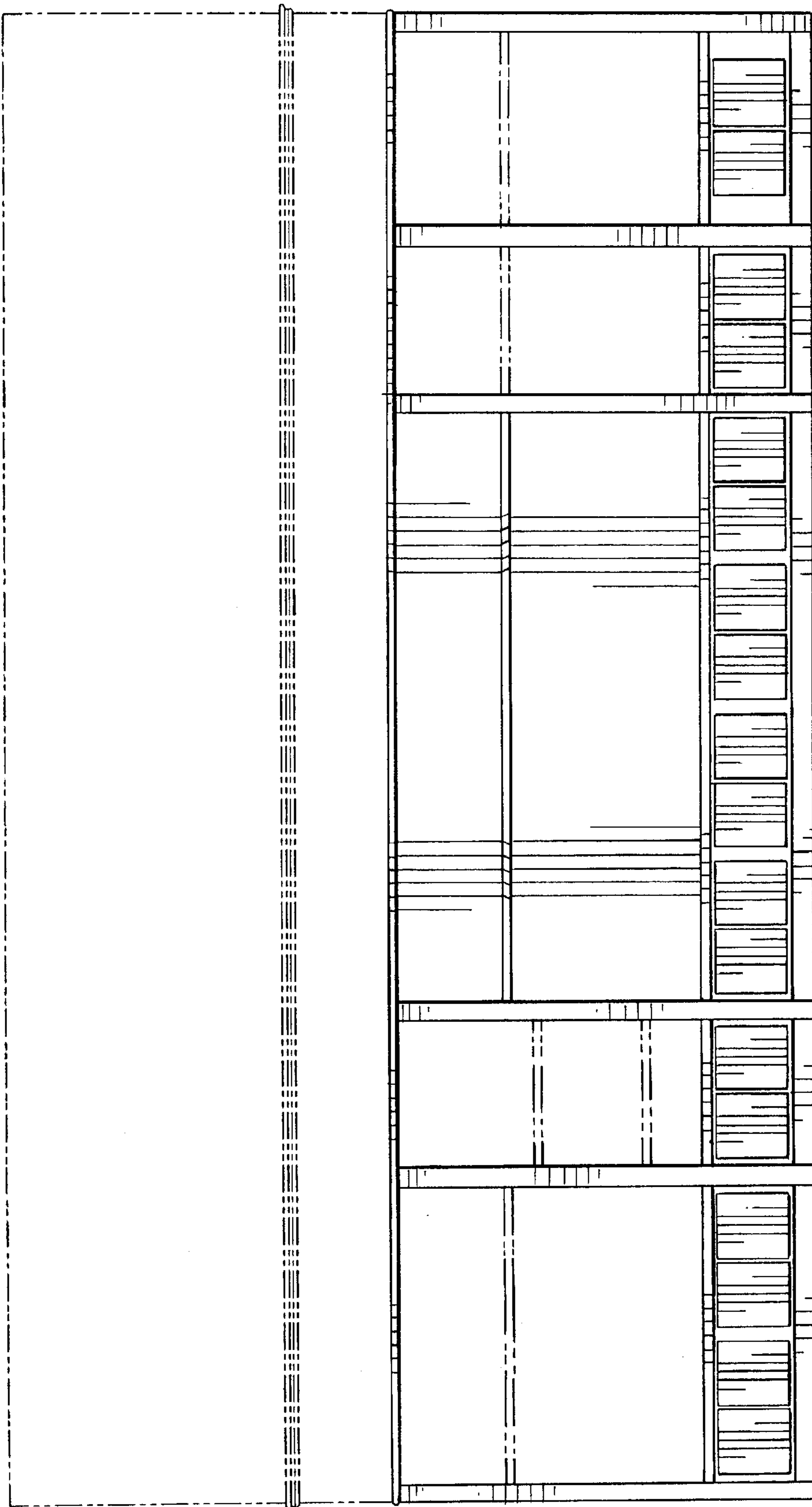


Fig-3

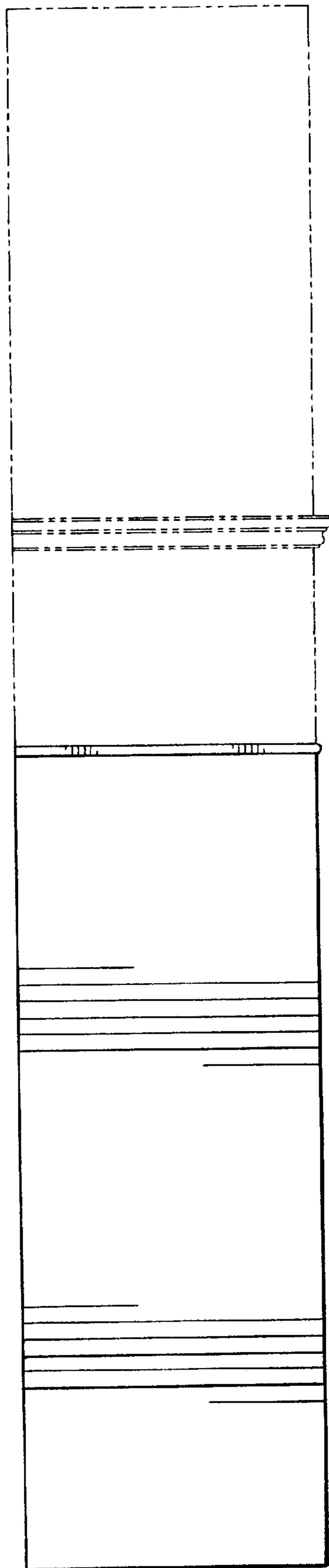


Fig-4