



US00D481882S

(12) **United States Design Patent**  
**Richardson et al.**

(10) **Patent No.:** **US D481,882 S**  
(45) **Date of Patent:** **\*\* Nov. 11, 2003**

(54) **DISPLAY CASE**  
(75) Inventors: **Joseph T. Richardson**, Irvine, CA  
(US); **Mary Rose Rice**, Laguna Niguel,  
CA (US)  
(73) Assignee: **Behr Process Corporation**, Santa Ana,  
CA (US)  
(\*\*) Term: **14 Years**

D253,080 S \* 10/1979 Corrigan ..... D6/468  
D303,462 S \* 9/1989 Schouten ..... D6/409  
D335,783 S \* 5/1993 Beckmann et al. .... D6/436  
D365,947 S 1/1996 Howard  
D372,816 S \* 8/1996 Rose et al. .... D6/473  
D418,331 S 1/2000 Christescu  
D429,427 S \* 8/2000 Melillo et al. .... D6/436  
D439,436 S 3/2001 Stern  
D455,914 S 4/2002 Campello et al.

\* cited by examiner

(21) Appl. No.: **29/176,098**  
(22) Filed: **Feb. 18, 2003**

*Primary Examiner*—Cathron C. Brooks

(51) **LOC (7) Cl.** ..... **06-04**  
(52) **U.S. Cl.** ..... **D6/396**  
(58) **Field of Search** ..... D6/396, 397, 402,  
D6/409, 436, 437, 470, 471; 312/107, 114,  
117, 118, 140.1, 204

(57) **CLAIM**

The ornamental design for a display case, as shown and described.

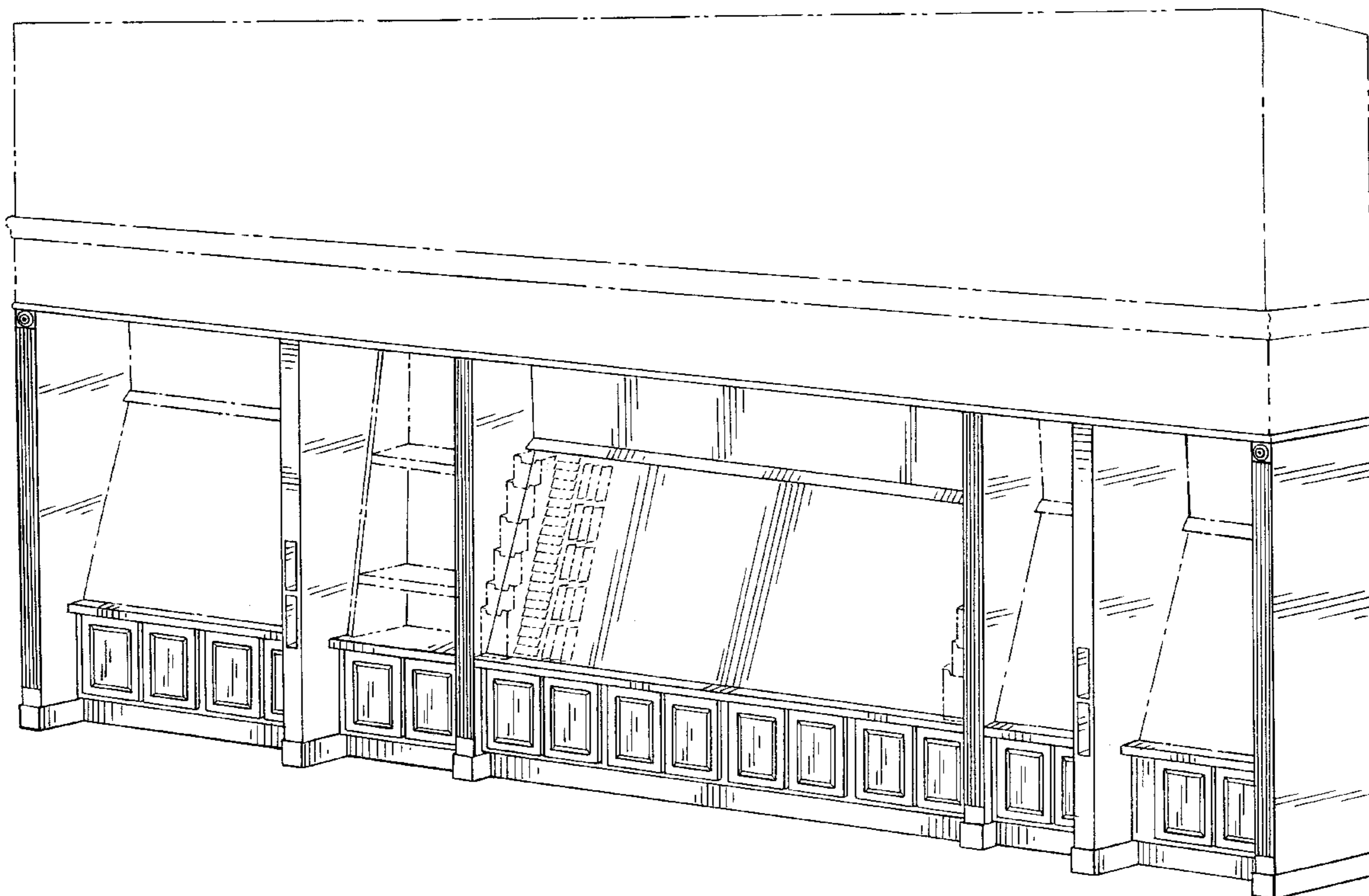
(56) **References Cited**  
**U.S. PATENT DOCUMENTS**

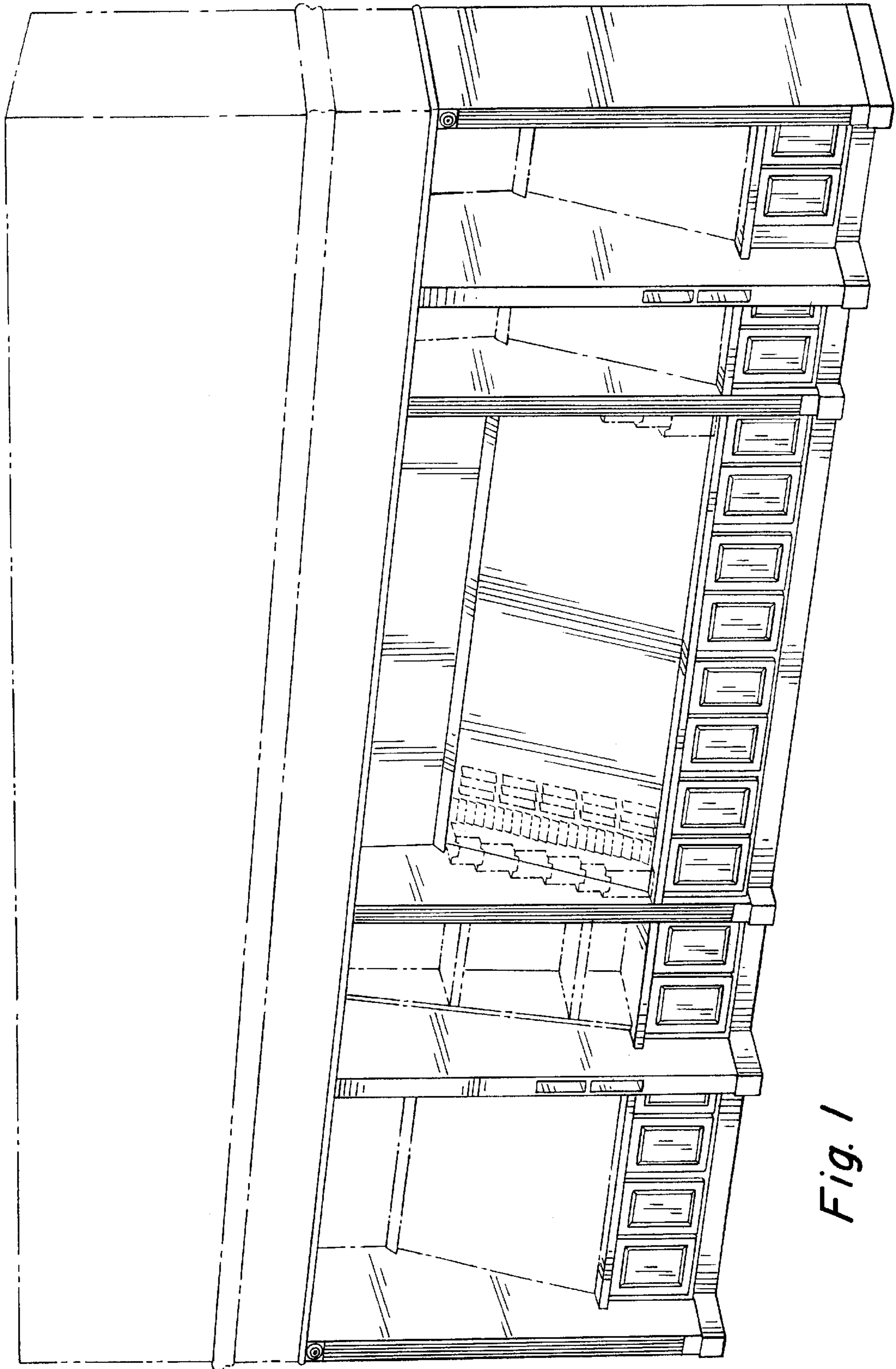
**DESCRIPTION**

FIG. 1 is a front perspective of display case;  
FIG. 2 is a left side perspective of display case, shown with a portion cut-away for completeness of illustration;  
FIG. 3 is a front plan view of display case; and,  
FIG. 4 is a left side plan view of display case the right side plan view being a mirror image.  
The broken lines shown are for illustrative purposes only and form no part of the claimed design.

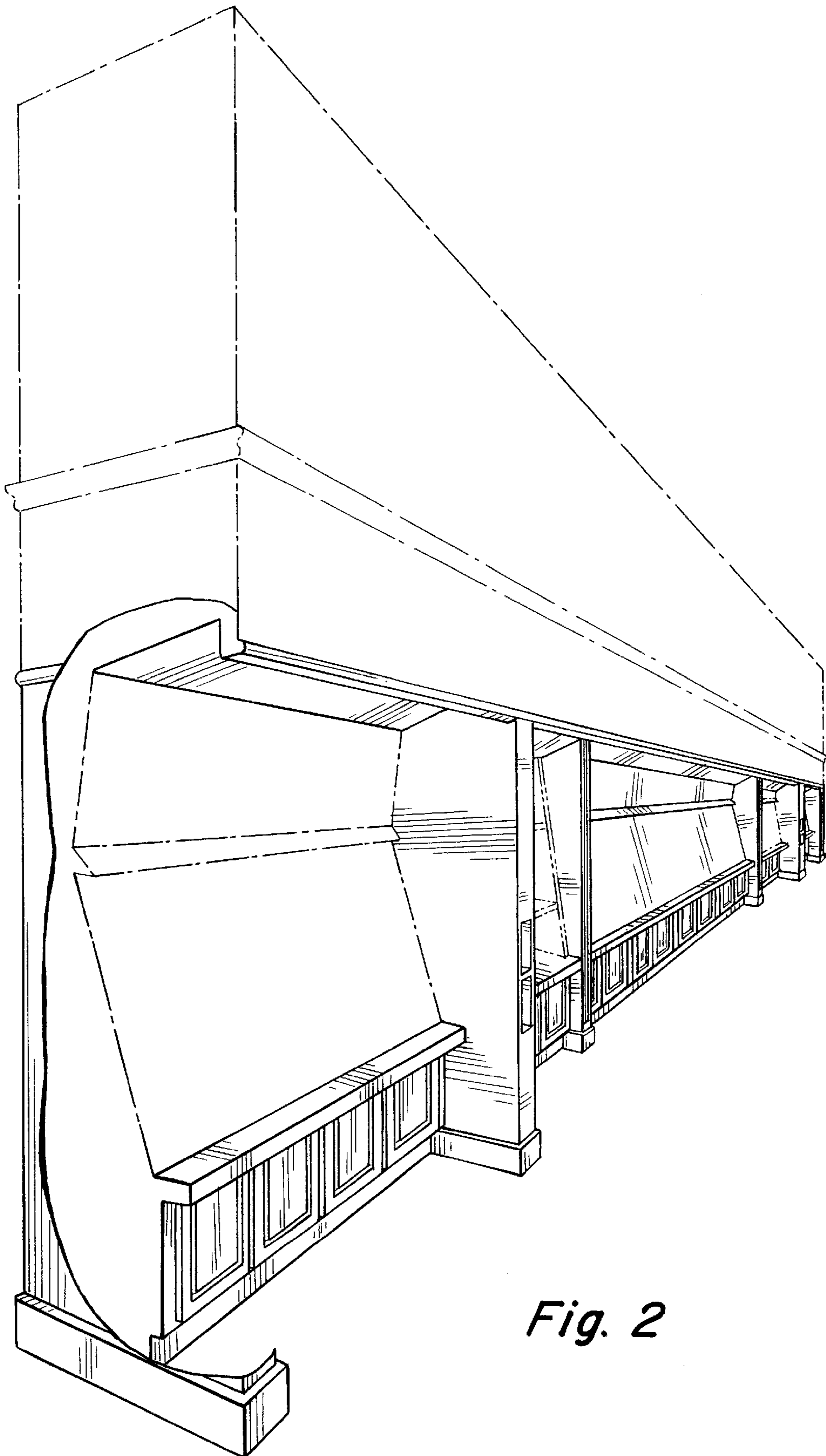
D40,700 S \* 5/1910 Kurz ..... D6/471  
D48,640 S \* 2/1916 Kurz ..... D6/471  
D49,497 S \* 8/1916 Walker ..... D6/471  
D93,728 S \* 10/1934 Marx ..... D6/437  
D117,956 S \* 12/1939 Maresca ..... D6/470  
3,741,617 A \* 6/1973 Gloyd ..... 312/108

**1 Claim, 4 Drawing Sheets**

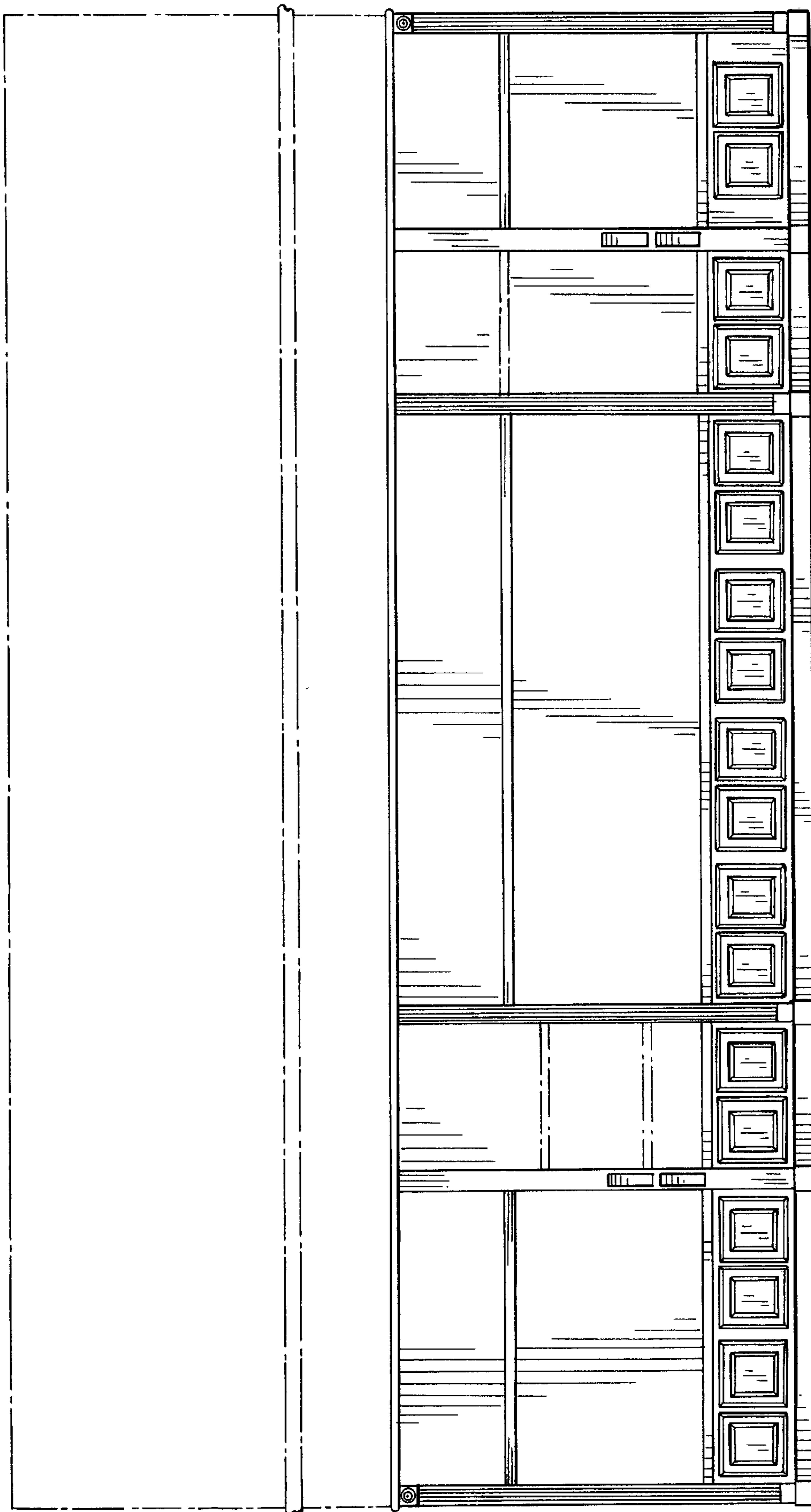




*Fig. 1*



*Fig. 2*



*Fig. 3*

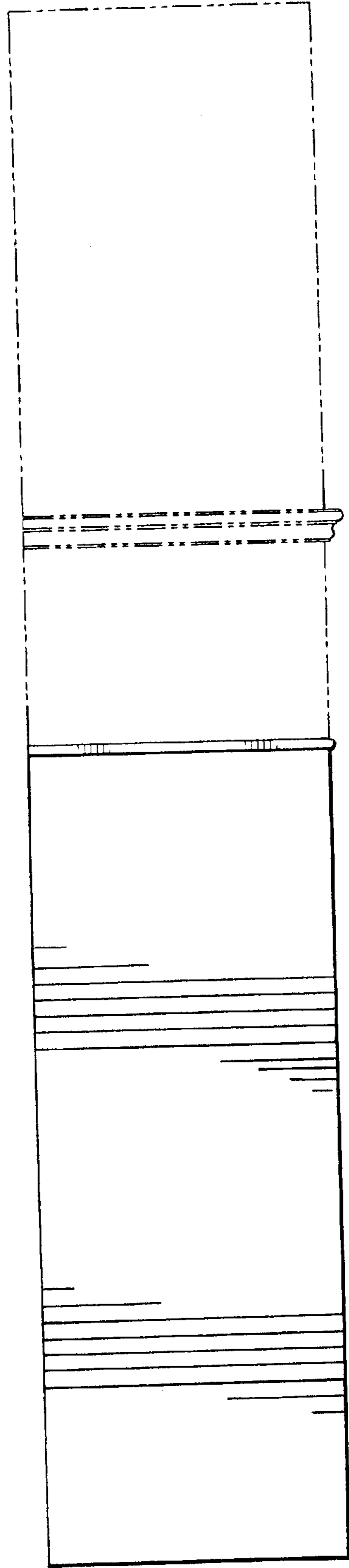


Fig-4