



US00D481878S

(12) **United States Design Patent**
Engelen

(10) **Patent No.:** **US D481,878 S**

(45) **Date of Patent:** **** Nov. 11, 2003**

(54) **DECK CHAIR**

(74) *Attorney, Agent, or Firm*—Gordon & Jacobson, P.C.

(75) **Inventor:** **Adrianus Van Engelen, Breda (NL)**

(57) **CLAIM**

(73) **Assignee:** **J.C.J. Haans Handelsmaatschappij
Tilburg B.V., Tilburg (NL)**

The ornamental design for a deck chair, as shown and described.

(**) **Term:** **14 Years**

DESCRIPTION

(21) **Appl. No.:** **29/155,075**

FIG. 1 is a front view of a first embodiment of a deck chair, showing my new design;

(22) **Filed:** **Feb. 1, 2002**

(30) **Foreign Application Priority Data**

FIG. 2 is a rear view of the first embodiment of the deck chair;

Aug. 2, 2001 (WO) DM/056865

(51) **LOC (7) Cl. 06-01**

FIG. 3 is a first side perspective view of the first embodiment of the deck chair, with the other side being a mirror image of the first side view;

(52) **U.S. Cl. D6/361**

(58) **Field of Search D6/334, 361, 367,
D6/368, 370, 500, 501, 502; 297/377, 452.63**

FIG. 4 is a top view of the first embodiment of the deck chair;

(56) **References Cited**

U.S. PATENT DOCUMENTS

D278,392 S	*	4/1985	Bayly	D6/361
D342,389 S	*	12/1993	Geniele et al.	D6/361
D414,049 S	*	9/1999	van Rhielen	D6/361
D443,148 S	*	6/2001	Vertongen	D6/361
D443,149 S	*	6/2001	Frinier	D6/361
D443,768 S	*	6/2001	Vertongen	D6/361

FIG. 5 is a front view of a second embodiment of a deck chair, showing my new design;

FIG. 6 is a rear view of the second embodiment of the deck chair;

OTHER PUBLICATIONS

Country Casual, p. 79, Plymouth Recliner shown.*

FIG. 7 is a first side perspective view of the second embodiment of the deck chair, with the other side being a mirror image of the first side view; and,

FIG. 8 is a top perspective view of the second embodiment of the deck chair.

* cited by examiner

Primary Examiner—Gary D. Watson

1 Claim, 2 Drawing Sheets






FIG. 1




FIG. 2




FIG. 3




FIG. 4




FIG. 5




FIG. 6




FIG. 7




FIG. 8