



US00D481864S

(12) **United States Design Patent**
Landry

(10) **Patent No.:** **US D481,864 S**

(45) **Date of Patent:** **** Nov. 11, 2003**

- (54) **EXTERNAL SHOELACE FLAP**
- (76) Inventor: **Glenn A. Landry**, 870 Oaklen View Dr., Sugar Hill, GA (US) 30518
- (**) Term: **14 Years**
- (21) Appl. No.: **29/163,368**
- (22) Filed: **Jul. 2, 2002**
- (51) **LOC (7) Cl.** **02-99**
- (52) **U.S. Cl.** **D2/976**
- (58) **Field of Search** D2/896, 946, 969, D2/976; 36/136

5,988,467 A	11/1999	Brustein	
6,115,948 A	9/2000	Mitchell	
6,397,497 B1 *	6/2002	McAtee	36/136
6,449,881 B1 *	9/2002	Assaf et al.	36/136
6,455,128 B1 *	9/2002	Moon	36/136

* cited by examiner

Primary Examiner—Dominic Simone
(74) *Attorney, Agent, or Firm*—Hinkle & O’Bradovich, LLC

(57) **CLAIM**

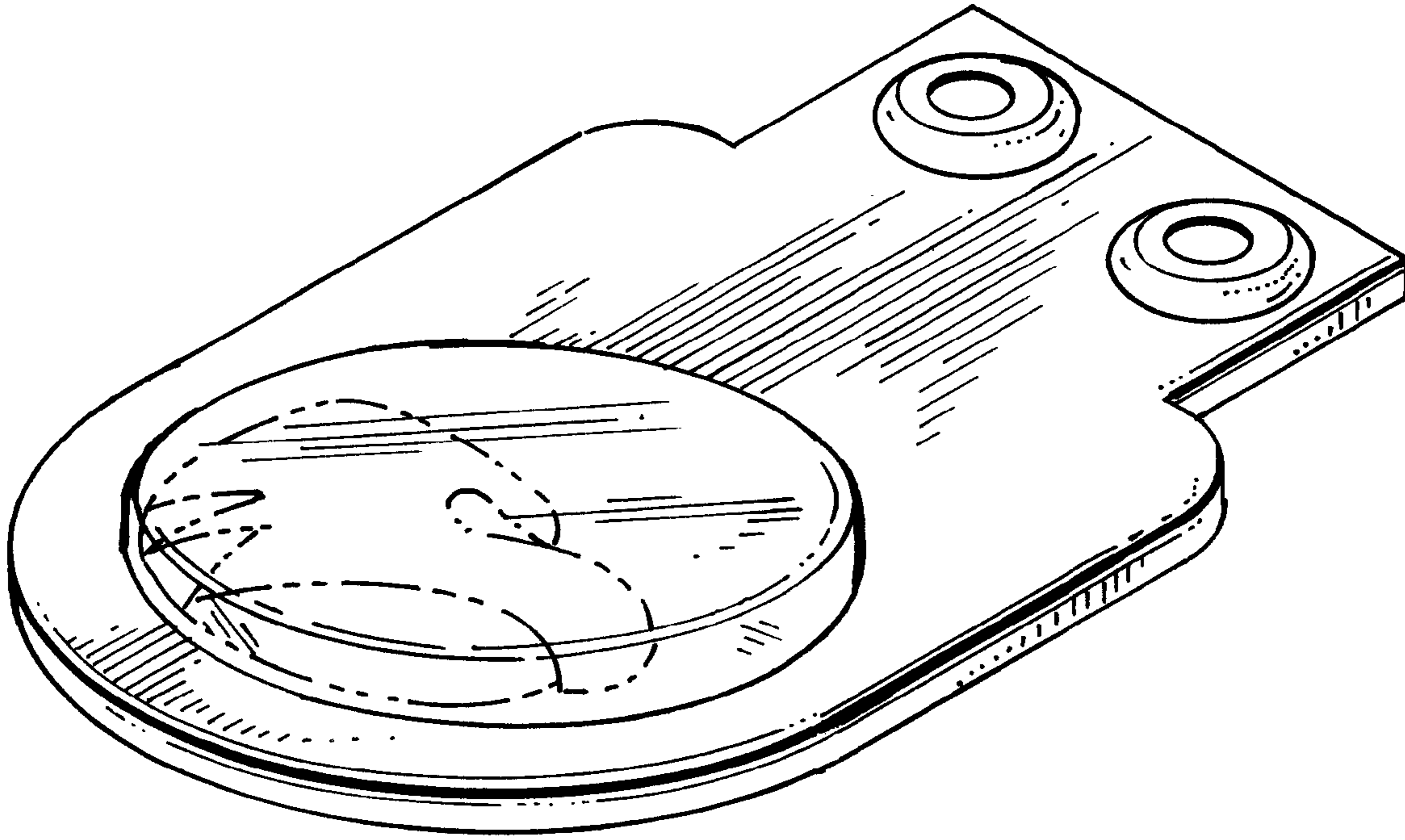
The ornamental design for an external shoelace flap, as shown and described.

DESCRIPTION

FIG. 1 is a top perspective view of the external shoelace flap showing my new design;
 FIG. 2 is a rear elevation view;
 FIG. 3 is a top plan view;
 FIG. 4 is a right side elevation view;
 FIG. 5 is a left side elevation view;
 FIG. 6 is a bottom plan view; and,
 FIG. 7 is a front elevation view.
 The broken lines showing a representation of a bird in FIGS. 1 and 3 are for environmental purposes only and form no part of the invention.

- (56) **References Cited**
- U.S. PATENT DOCUMENTS**
- 1,640,665 A * 8/1927 Muscente D2/976
- 2,069,964 A 2/1937 Miller
- 2,662,677 A 12/1953 Perry
- 4,536,975 A 8/1985 Harrell
- 4,597,198 A 7/1986 Schweitzer
- 5,209,000 A 5/1993 Rowland et al.
- 5,459,947 A 10/1995 Lasher
- 5,596,821 A 1/1997 Solo
- D394,140 S * 5/1998 Loverin D2/946
- D397,843 S * 9/1998 LeRoy D2/946
- 5,800,900 A 9/1998 Mitchell
- D406,177 S * 2/1999 Milroy D2/976

1 Claim, 3 Drawing Sheets



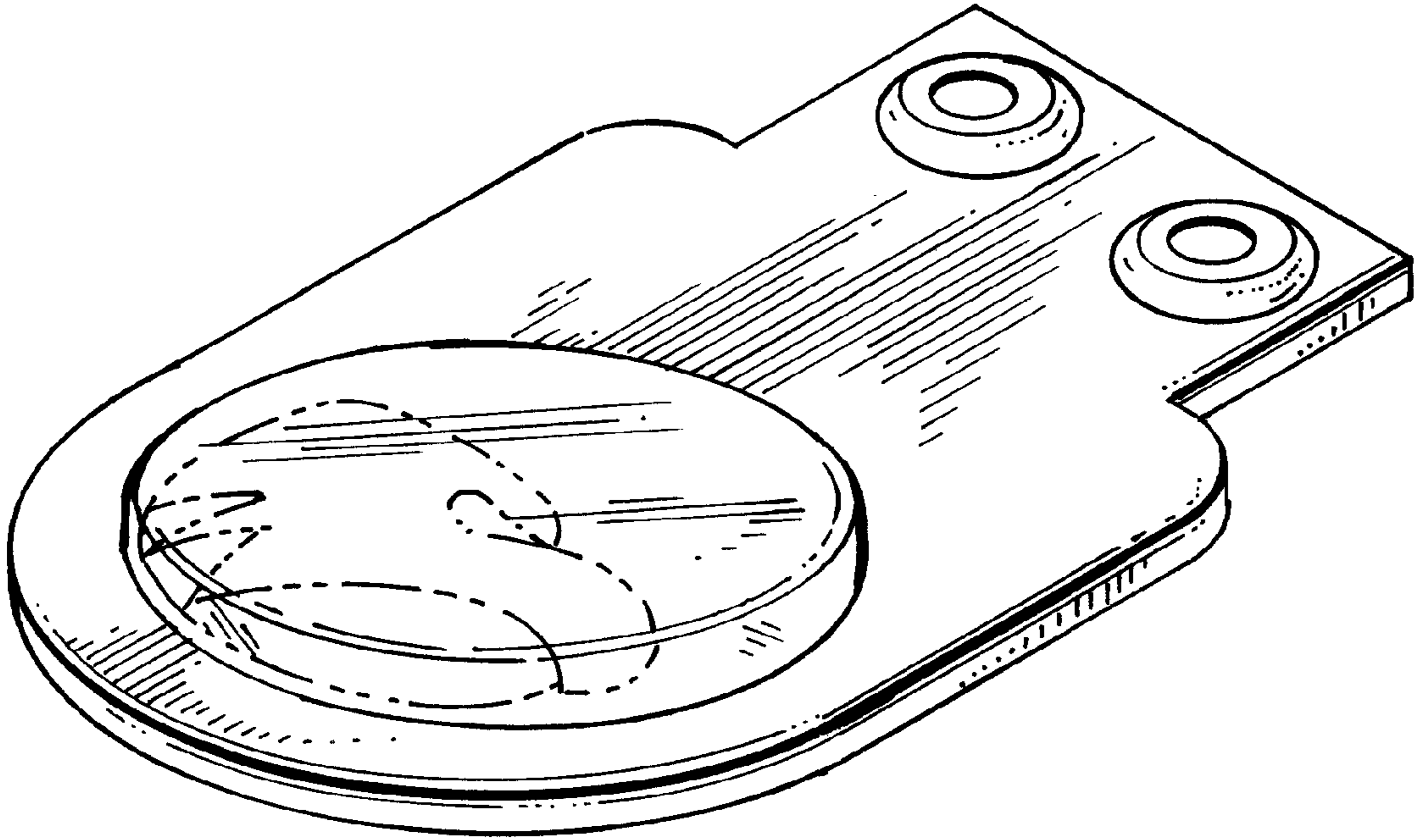


FIG. 1

Fig. 2

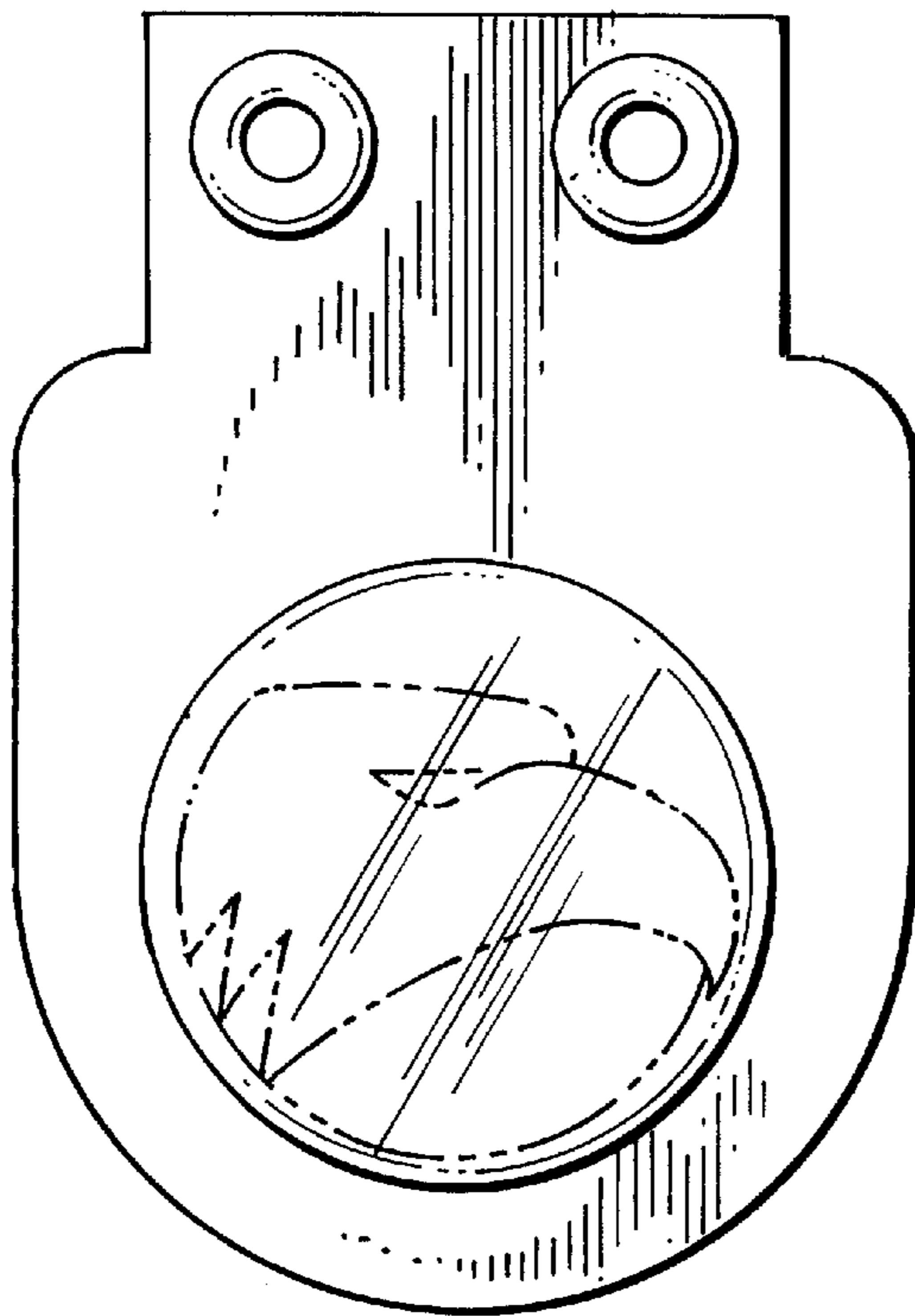



Fig. 3



Fig. 4

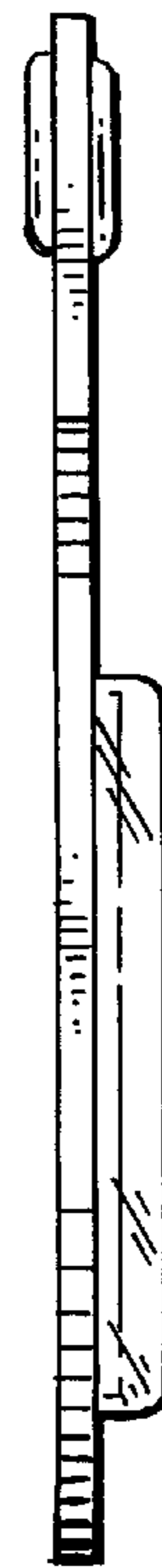
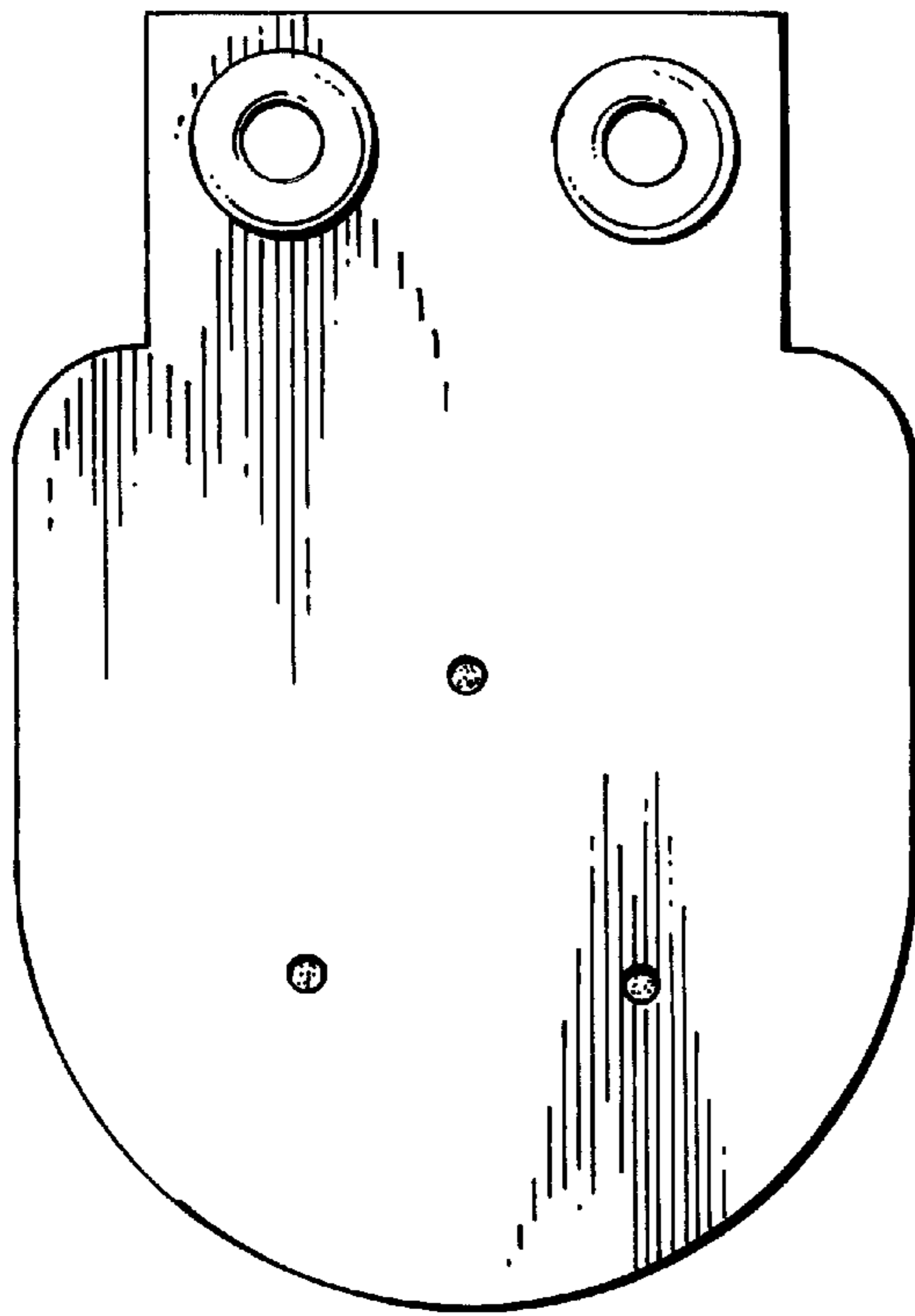


Fig. 6

Fig. 5



Fig. 7