



US00D481854S

(12) **United States Design Patent**
Belley et al.

(10) **Patent No.:** **US D481,854 S**

(45) **Date of Patent:** **** Nov. 11, 2003**

(54) **FOOTWEAR SOLE**

(75) Inventors: **Manon Belley**, Laval (CA); **Tuan Nguyen Le**, Portland, OR (US)

(73) Assignee: **Wolverine World Wide, Inc.**, Rockford, MI (US)

(**) Term: **14 Years**

(21) Appl. No.: **29/170,924**

(22) Filed: **Nov. 13, 2002**

(51) **LOC (7) Cl.** **02-04**

(52) **U.S. Cl.** **D2/953; D2/956; D2/957; D2/959**

(58) **Field of Search** D2/946-949, 951-962, D2/967, 977; 36/38, 22 R, 25 R, 30 R, 32 A, 32 R, 59 R, 67 A, 67 B

(56) **References Cited**

U.S. PATENT DOCUMENTS

D76,541 S	*	10/1928	Hopwood	
D88,763 S	*	12/1932	Fowler	
5,371,957 A	*	12/1994	Gaudio	36/50.1
D386,595 S	*	11/1997	Teague	D2/960
D387,895 S	*	12/1997	Cooper	D2/960
D389,293 S	*	1/1998	Crowley	D2/953
D398,748 S	*	9/1998	Hatfield et al.	D2/960
D401,747 S	*	12/1998	Cessor	D2/960
D402,450 S	*	12/1998	Munns	D2/957
D403,846 S	*	1/1999	Bove et al.	D2/957
D411,910 S	*	7/1999	Cessor	D2/953
D412,051 S	*	7/1999	Fogg	D2/959
D424,286 S	*	5/2000	Berend	D2/953

D433,789 S	*	11/2000	Hardy	D2/956
D455,895 S	*	4/2002	Yang	D2/955
D461,627 S	*	8/2002	Ritter et al.	D2/957
D463,097 S	*	9/2002	Matis et al.	D2/956
D468,893 S	*	1/2003	Lupo	D2/952
D468,894 S	*	1/2003	Duclos	D2/953
D470,998 S	*	3/2003	Adreliunas et al.	D2/953
D474,004 S	*	5/2003	Kuerbis	D2/953

OTHER PUBLICATIONS

Merrell Fall 2000 Catalog, p. 27.

* cited by examiner

Primary Examiner—Celia Murphy

(74) *Attorney, Agent, or Firm*—Warner Norcross & Judd

(57) **CLAIM**

The ornamental design for a footwear sole, as shown and described.

DESCRIPTION

FIG. 1 is a perspective view of a footwear sole embodying our new design;

FIG. 2 is a bottom plan view thereof;

FIG. 3 is a right side elevational view thereof;

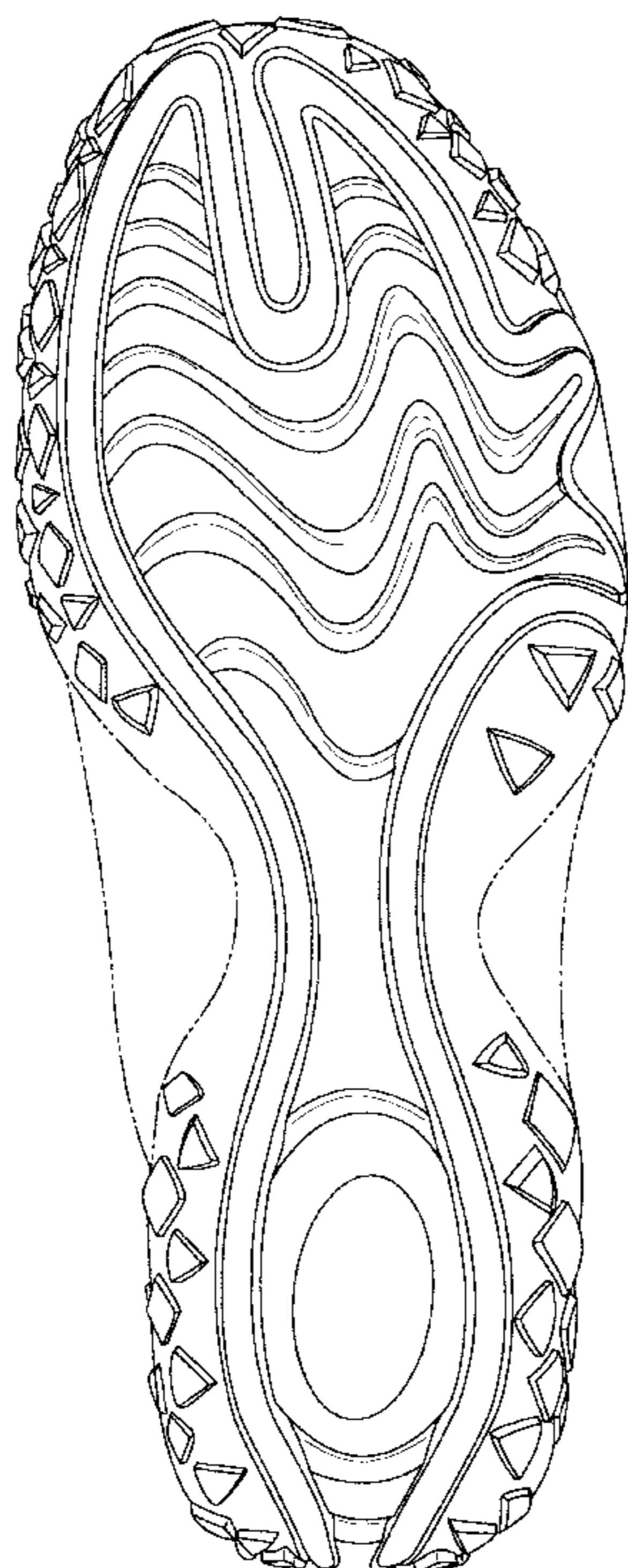
FIG. 4 is a left side elevational view thereof;

FIG. 5 is a front elevational view thereof; and,

FIG. 6 is a rear elevational view thereof.

FIGS. 1-6 show portions of an upper and a midsole in broken lines. The upper and midsole are shown for environmental purposes and do not form any part of the claimed design.

1 Claim, 4 Drawing Sheets



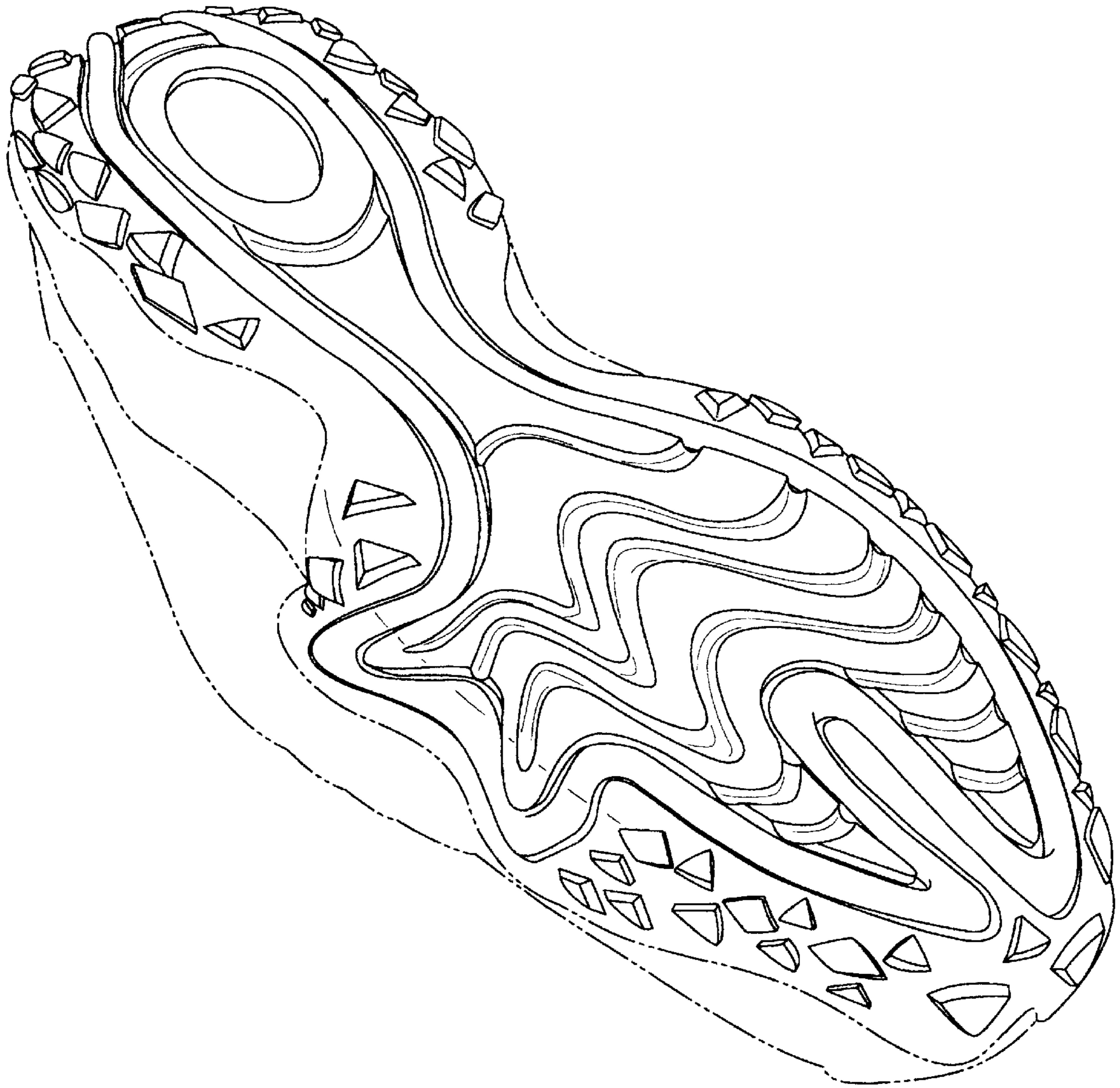


Fig. 1

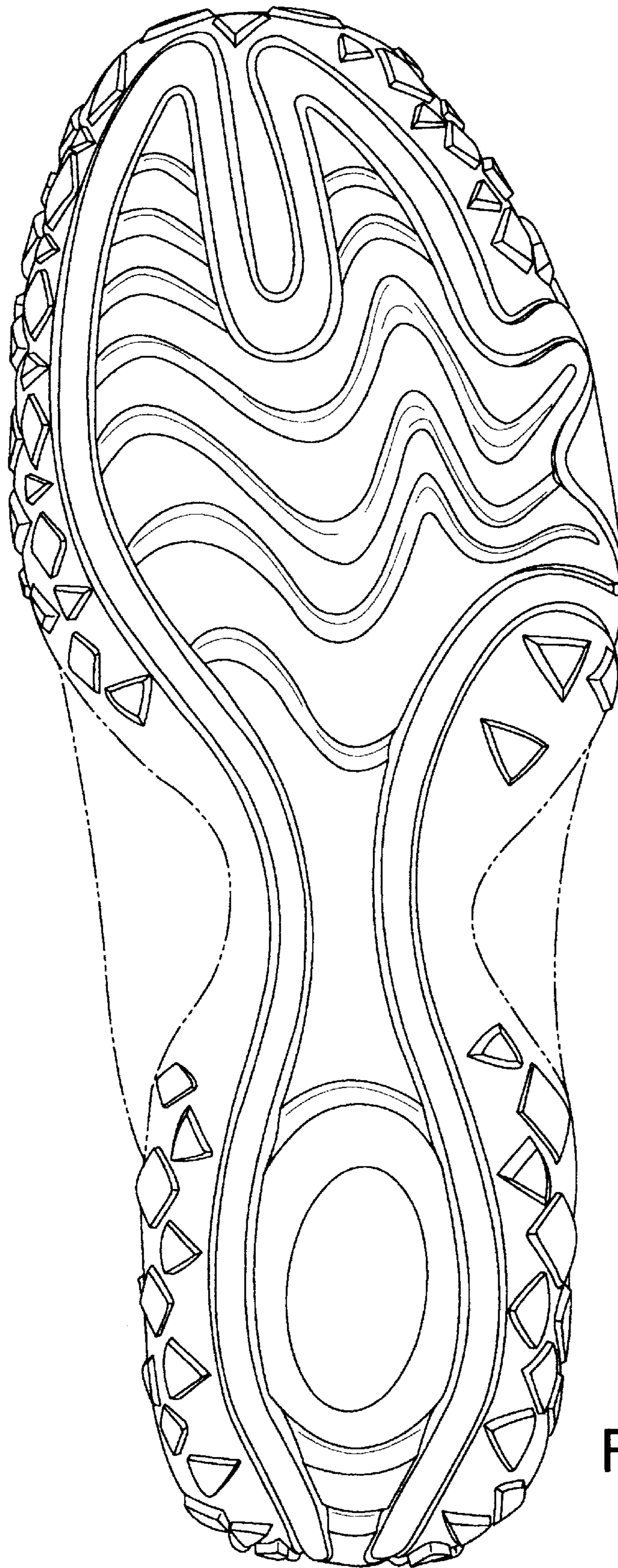


Fig. 2



Fig. 3




Fig. 4

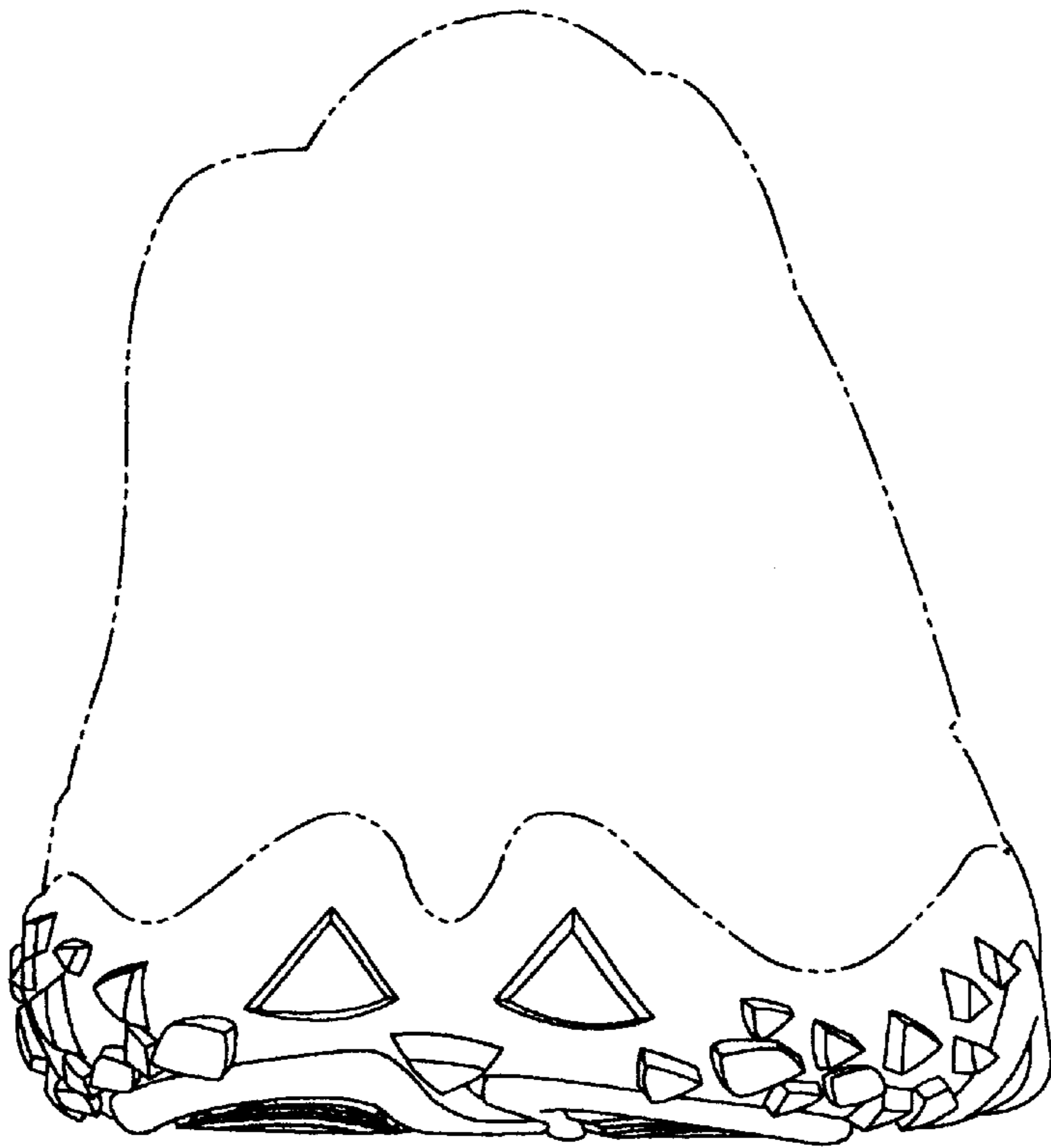


Fig. 5

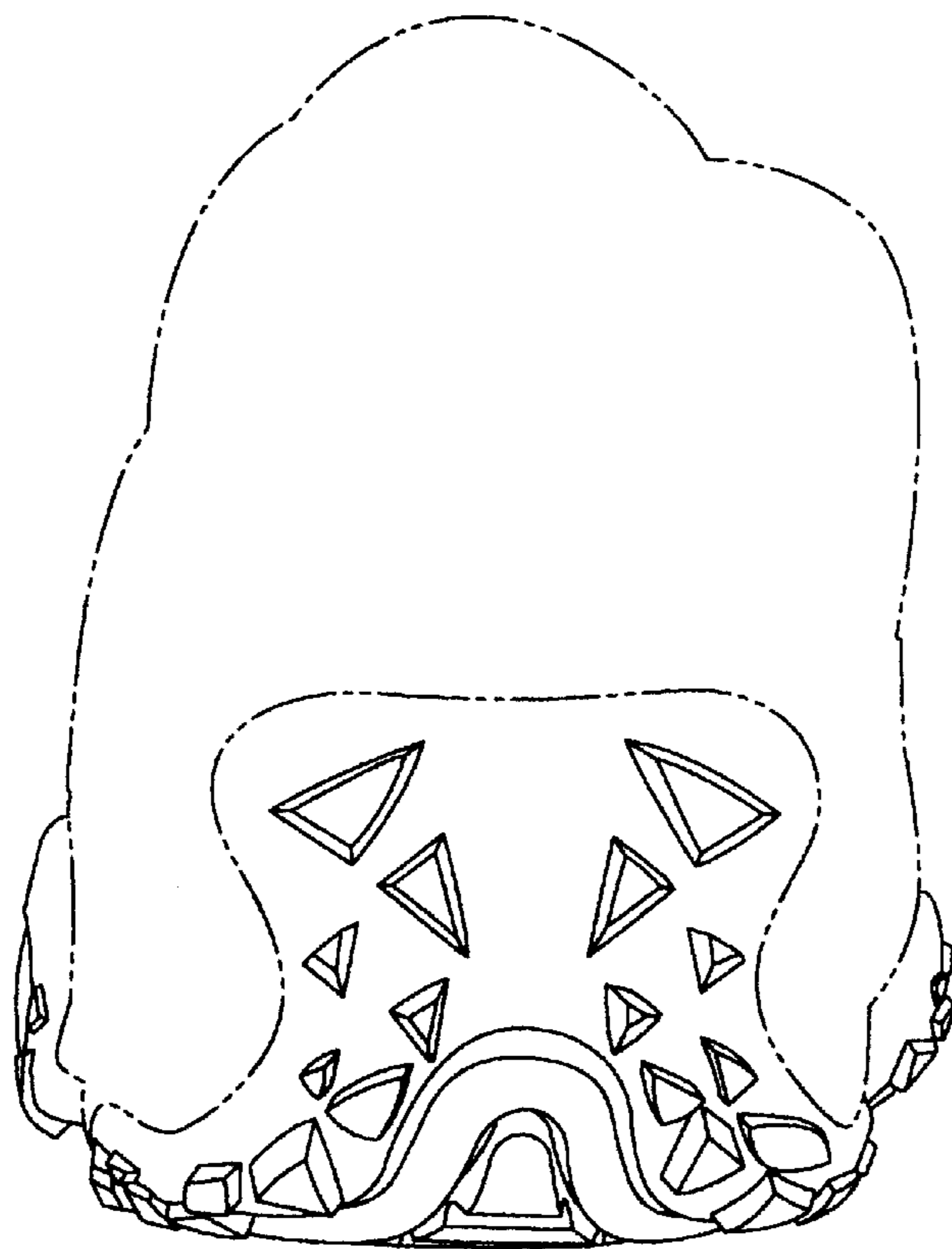


Fig. 6