



US00D481837S

(12) **United States Design Patent**
Iafelice

(10) **Patent No.:** **US D481,837 S**

(45) **Date of Patent:** **** Nov. 4, 2003**

(54) **PET ACCESSORY KIT**

(76) **Inventor:** **Florence Angela Iafelice**, 8583 Big
Creek Pkwy., Strongsville, OH (US)
44149

(**) **Term:** **14 Years**

(21) **Appl. No.:** **29/174,263**

(22) **Filed:** **Jan. 14, 2003**

(51) **LOC (7) Cl.** **30-99**

(52) **U.S. Cl.** **D30/199; D30/129; D30/145;**
D30/160; D30/153

(58) **Field of Search** **D30/121, 129,**
D30/152, 153, 199, 145, 160; 119/51.5,
61, 850, 856, 707-710, 769-770, 719-720,
799, 798, 802, 792-793, 795, 797, 859,
863, 821; D1/199; D7/586-588, 584; 220/660;
2/171, 174, 91, 206-207

(56) **References Cited**

U.S. PATENT DOCUMENTS

2,796,042	A	*	6/1957	Cope	119/69.5
2,867,940	A	*	1/1959	Pitton	220/660
3,671,008	A	*	6/1972	Villalba, Jr.	249/155
4,857,333	A	*	8/1989	Harold	424/442

D320,495	S	*	10/1991	Pallesen	D1/110
D354,158	S	*	1/1995	Trudeau	D30/153
D423,150	S	*	4/2000	Vignere	D30/145
D425,263	S	*	5/2000	Hanada	D30/145

* cited by examiner

Primary Examiner—Pamela Burgess

(57) **CLAIM**

The ornamental design for a pet accessory kit, as shown and described.

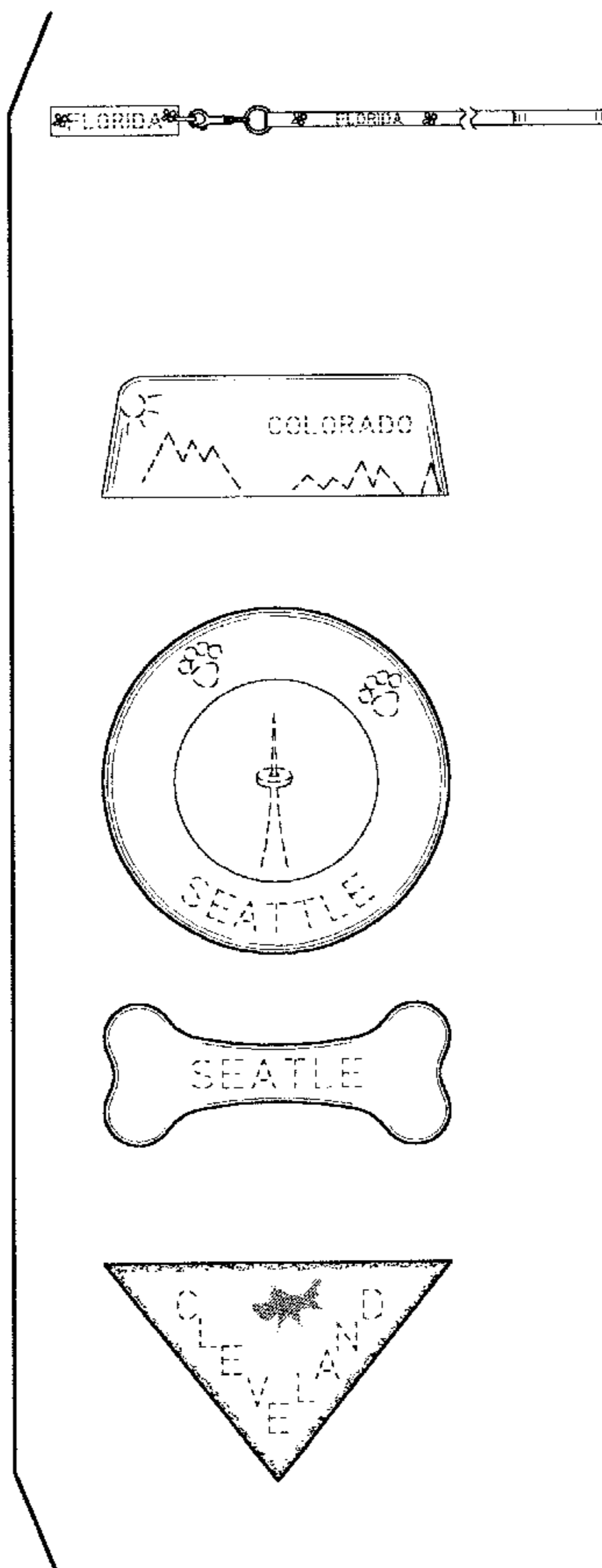
DESCRIPTION

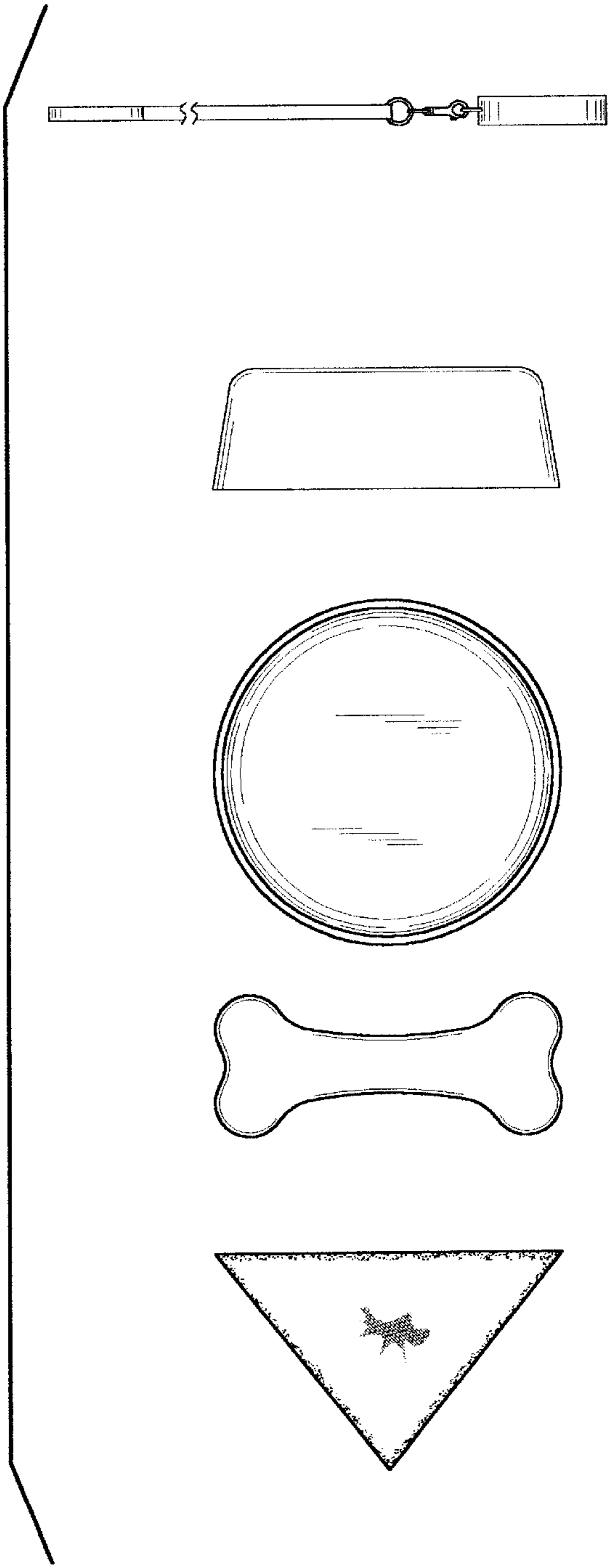
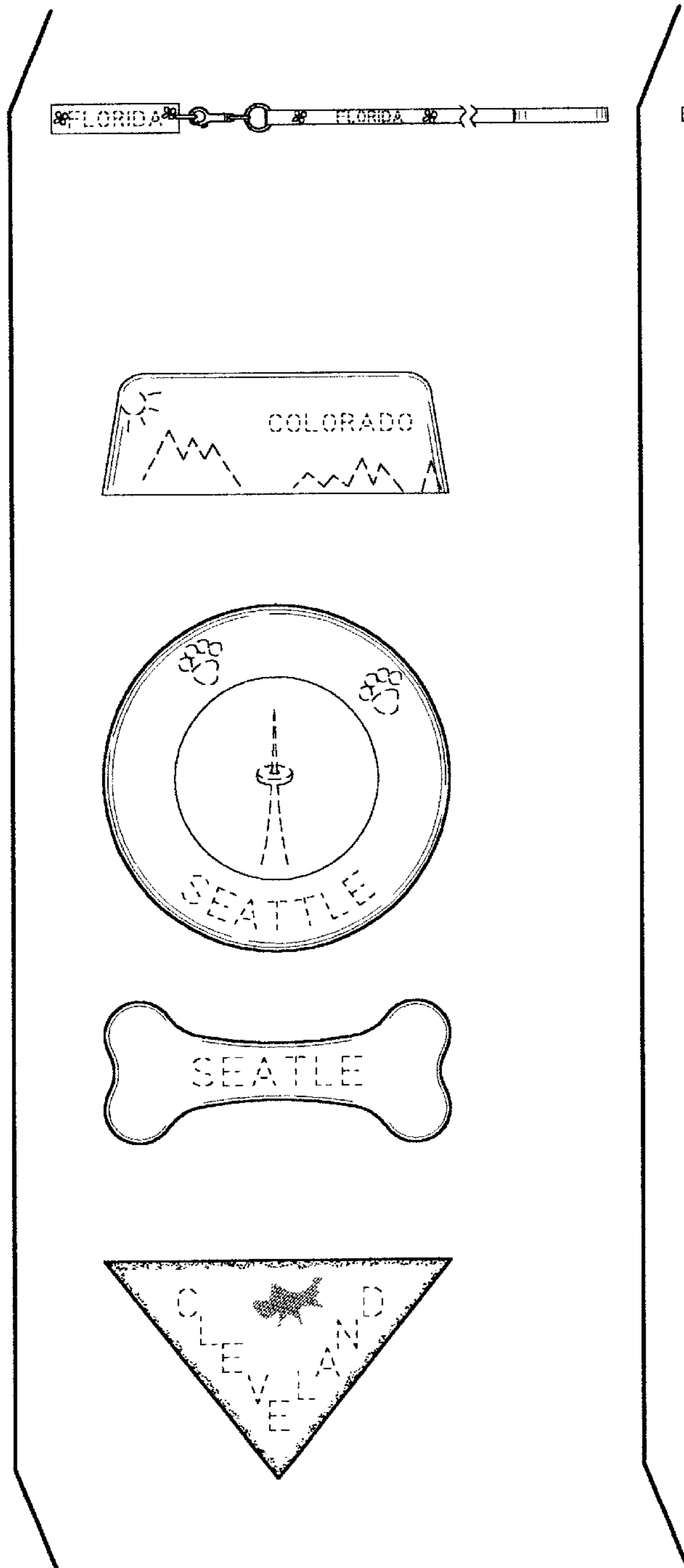
FIG. 1 is a front elevational view of a pet accessory kit showing my new design;
FIG. 2 is a rear elevational view thereof;
FIG. 3 is a side view, taken from the left side of FIG. 1;
FIG. 4 is a side view, taken from the right side of FIG. 1;
FIG. 5 is a top plan view thereof; and,
FIG. 6 is a bottom plan view thereof.

The broken lines showing text in FIG. 1 is for illustrative purposes only and forms no part of the claimed design.

The separation of the leash portion of the design in FIGS. 1, 2, 5 and 6 is for ease of illustration and represents indeterminate length.

1 Claim, 4 Drawing Sheets





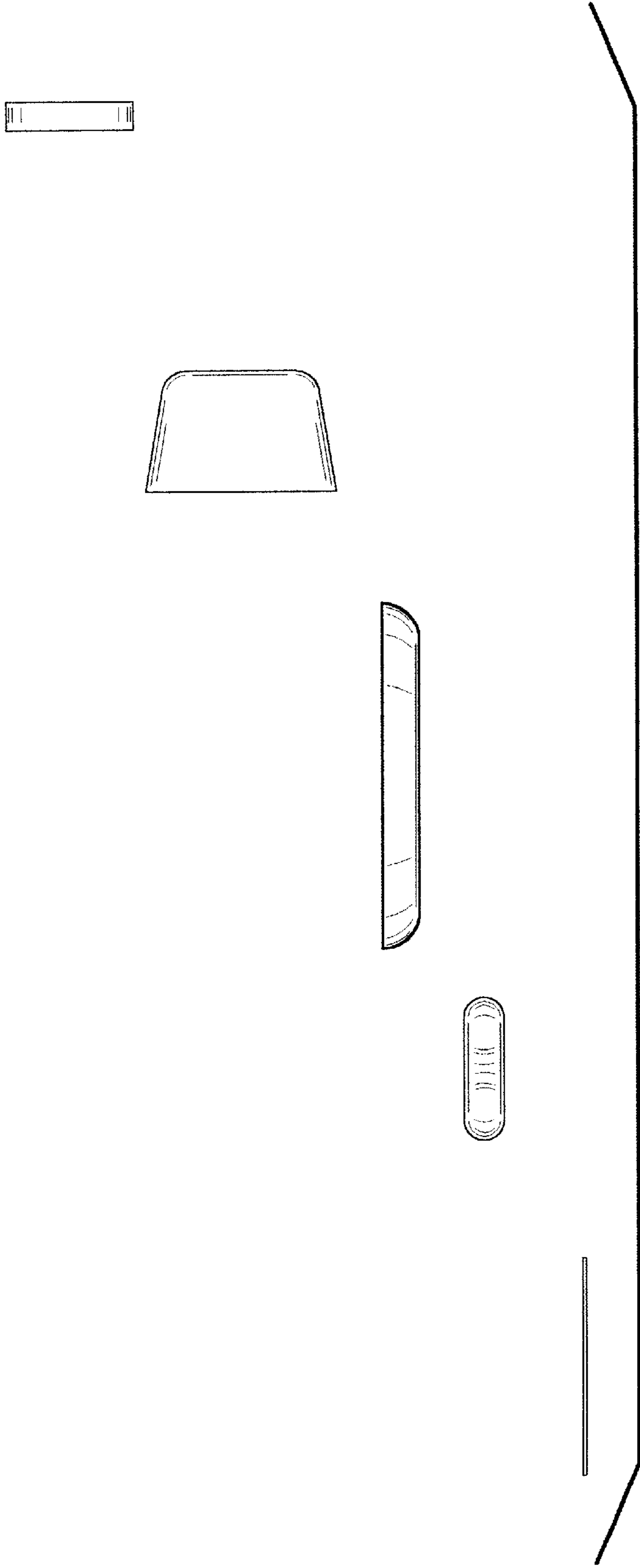


FIG. 3

FIG. 4

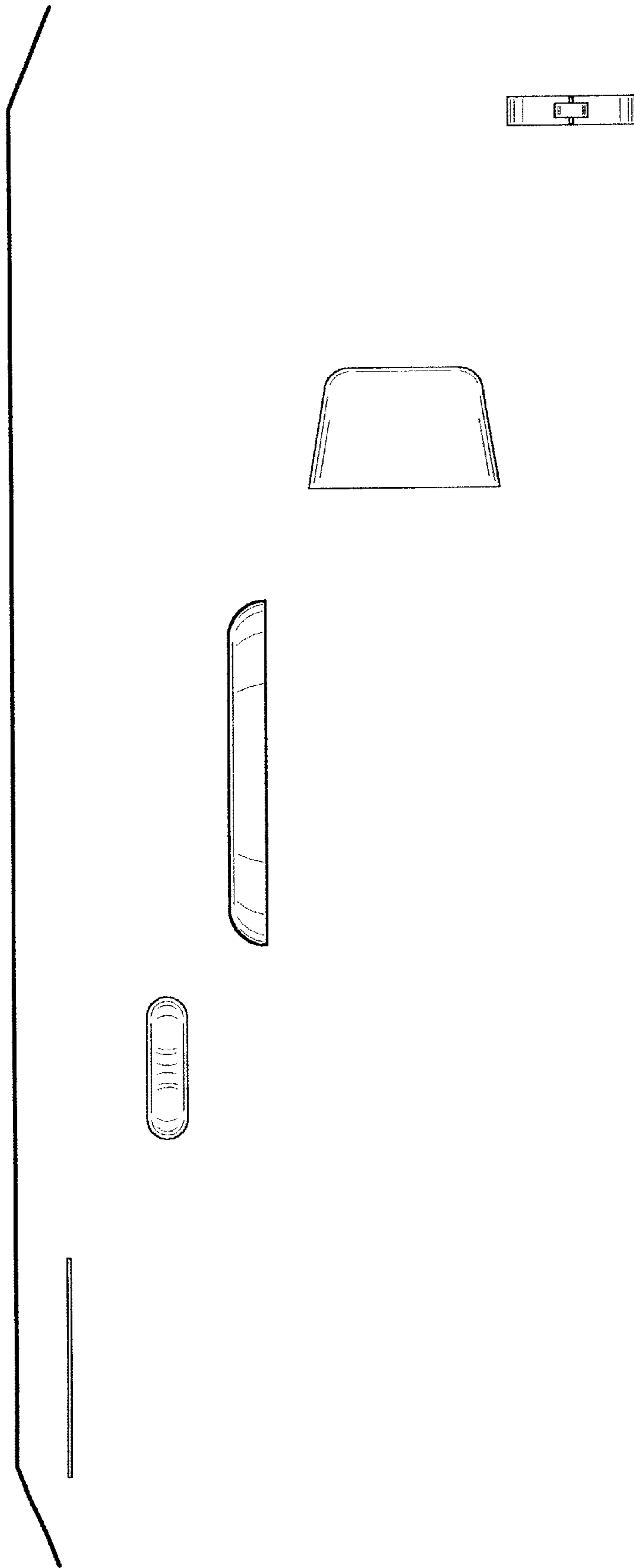


FIG. 5




FIG. 6

