



US00D481831S

(12) **United States Design Patent**  
**Yan**

(10) **Patent No.:** **US D481,831 S**

(45) **Date of Patent:** **\*\* Nov. 4, 2003**

(54) **HELMET WITH LIGHT**

(76) **Inventor:** **Suen Ching Yan**, 17145 Margay Ave.,  
Carson, CA (US) 90746

(\*\*) **Term:** **14 Years**

(21) **Appl. No.:** **29/182,291**

(22) **Filed:** **May 22, 2003**

(51) **LOC (7) Cl.** ..... **09-03**

(52) **U.S. Cl.** ..... **D29/103**

(58) **Field of Search** ..... D29/122, 102-107;  
362/107, 35; 2/410-414, 418, 423, 425,  
209.13, 906

(56) **References Cited**

**U.S. PATENT DOCUMENTS**

D186,013 S	*	9/1959	Keller et al.	.....	D2/881
3,032,647 A		5/1962	Wansky et al.		
D195,814 S	*	8/1963	Baltaks et al.	.....	D26/34
D226,677 S	*	4/1973	Carlini	.....	D26/39
D275,334 S	*	9/1984	Pullin	.....	D29/103
4,991,068 A		2/1991	Mickey	.....	362/103
D318,338 S		7/1991	Mitchell	.....	D26/39
5,404,593 A		4/1995	Kronenberger	.....	2/195
5,510,961 A		4/1996	Peng	.....	362/106
5,541,816 A		7/1996	Miserendino	.....	362/103
5,680,718 A		10/1997	Ratliffe et al.	.....	40/329
5,741,060 A		4/1998	Johnson	.....	362/106
5,845,987 A		12/1998	Painter	.....	362/206
D406,400 S	*	3/1999	Munns	.....	D29/107

D407,187 S		3/1999	Makki	.....	D2/866
6,032,293 A		3/2000	Makki	.....	2/209.13
6,056,413 A		5/2000	Urso	.....	362/106
6,168,286 B1		1/2001	Duffy	.....	362/106
D444,268 S	*	6/2001	Montello	.....	D29/102
6,461,015 B1		10/2002	Welch	.....	362/103
D474,862 S	*	5/2003	Perez, Sr.	.....	D29/106
D475,161 S	*	5/2003	Mundy	.....	D29/103
2002/0118533 A1		8/2002	Marston	.....	362/106
2002/0159249 A1		10/2002	Mickey	.....	362/106

**FOREIGN PATENT DOCUMENTS**

EP 1 072 204 A2 1/2001

\* cited by examiner

*Primary Examiner*—Ruth McInroy

(74) *Attorney, Agent, or Firm*—Cislo & Thomas LLP

(57) **CLAIM**

The ornamental design for a helmet with light, as shown and described.

**DESCRIPTION**

FIG. 1 is a perspective view of a helmet with light showing my new design;  
FIG. 2 is a right side elevational view thereof, the left side being a mirror image;  
FIG. 3 is a front view thereof;  
FIG. 4 is a rear view thereof; and,  
FIG. 5 is a top plan view thereof.

**1 Claim, 4 Drawing Sheets**

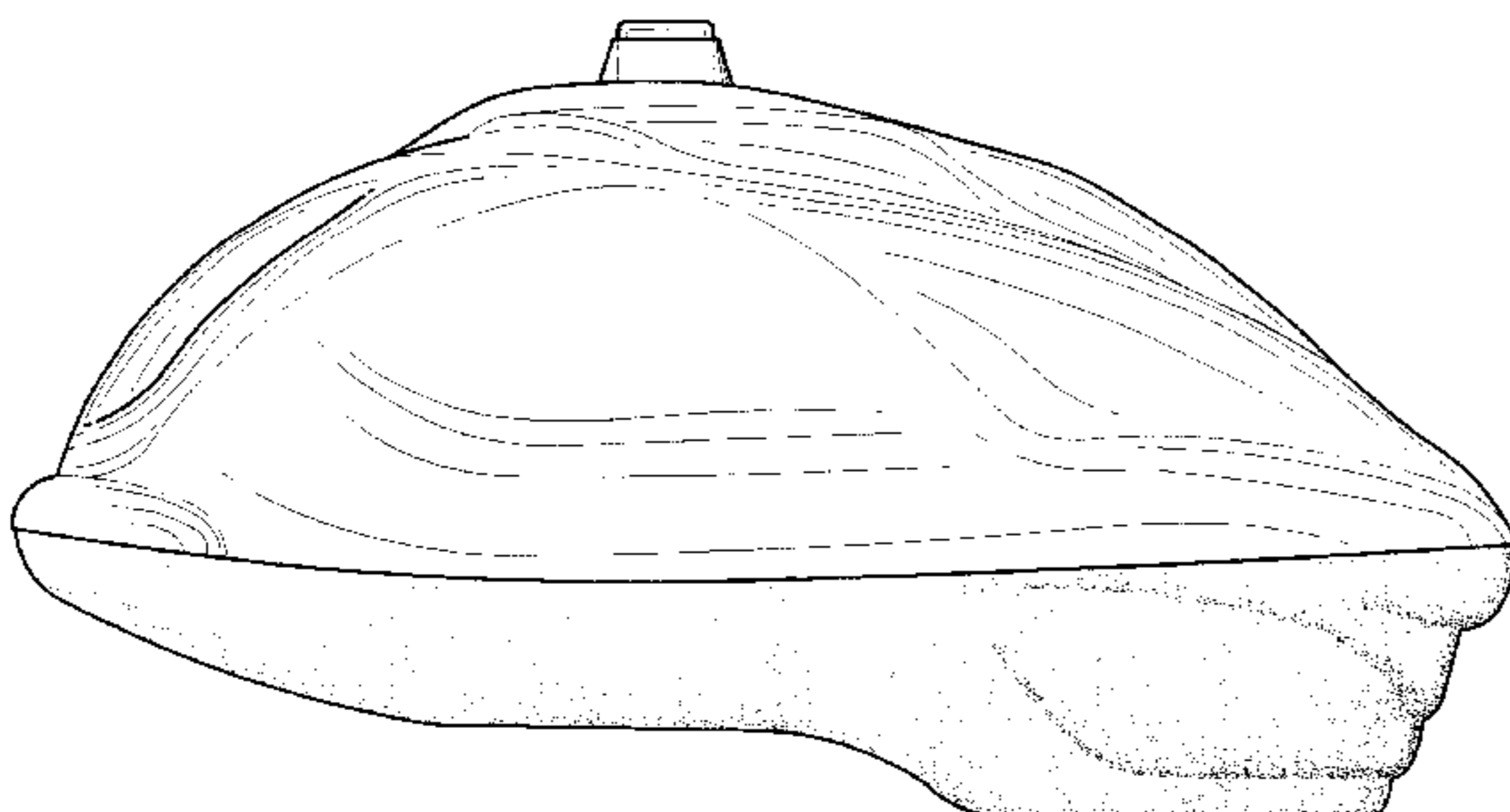
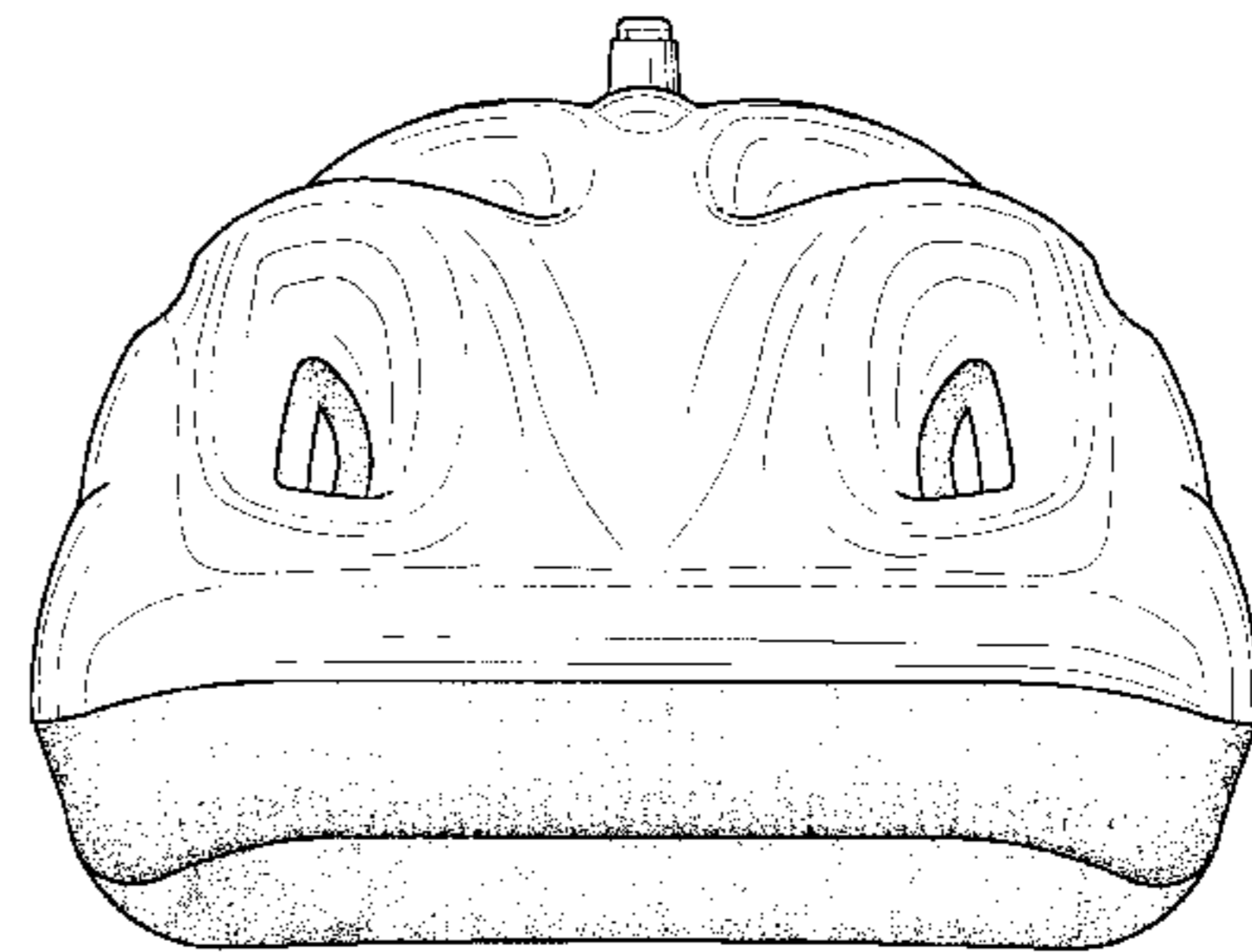
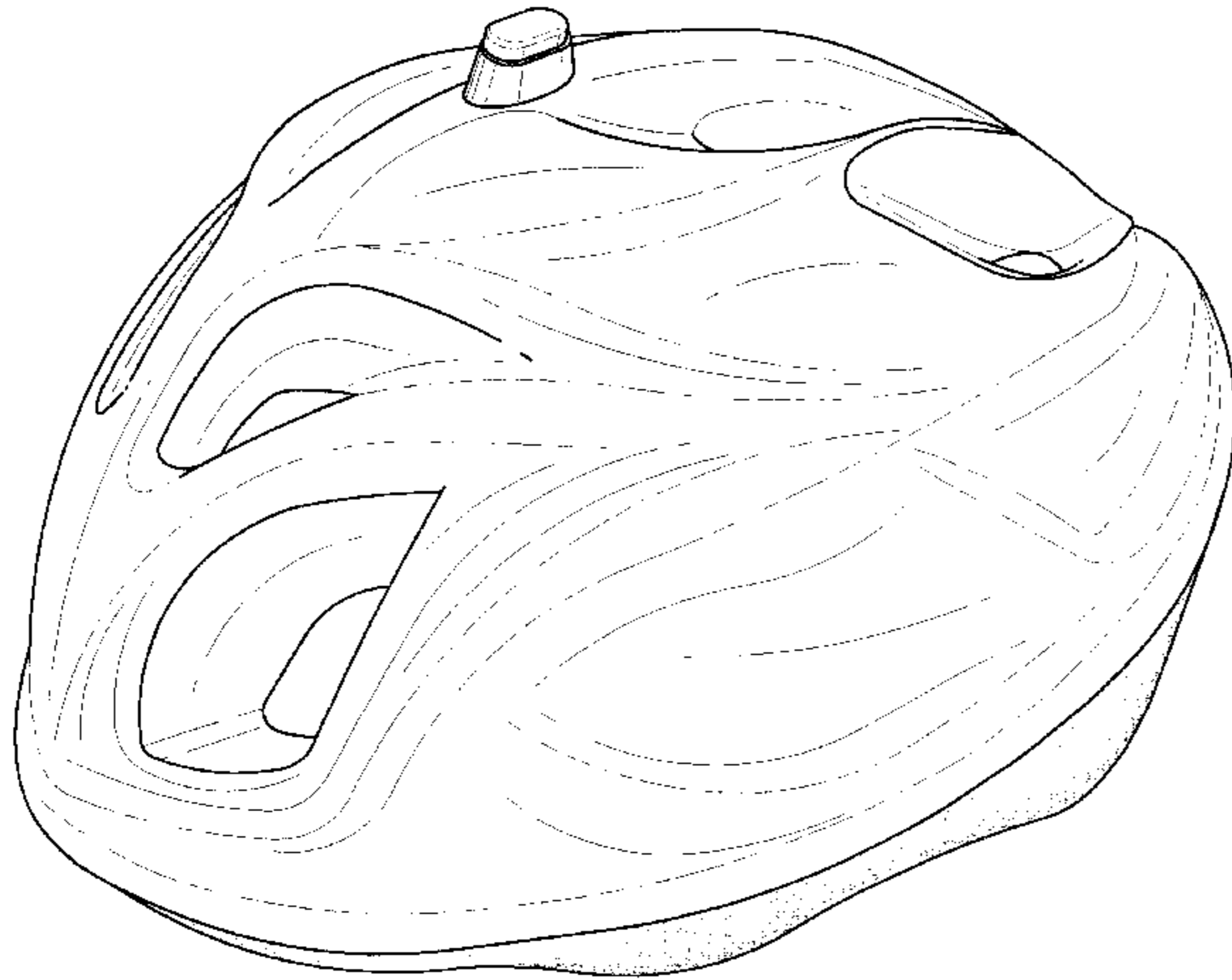
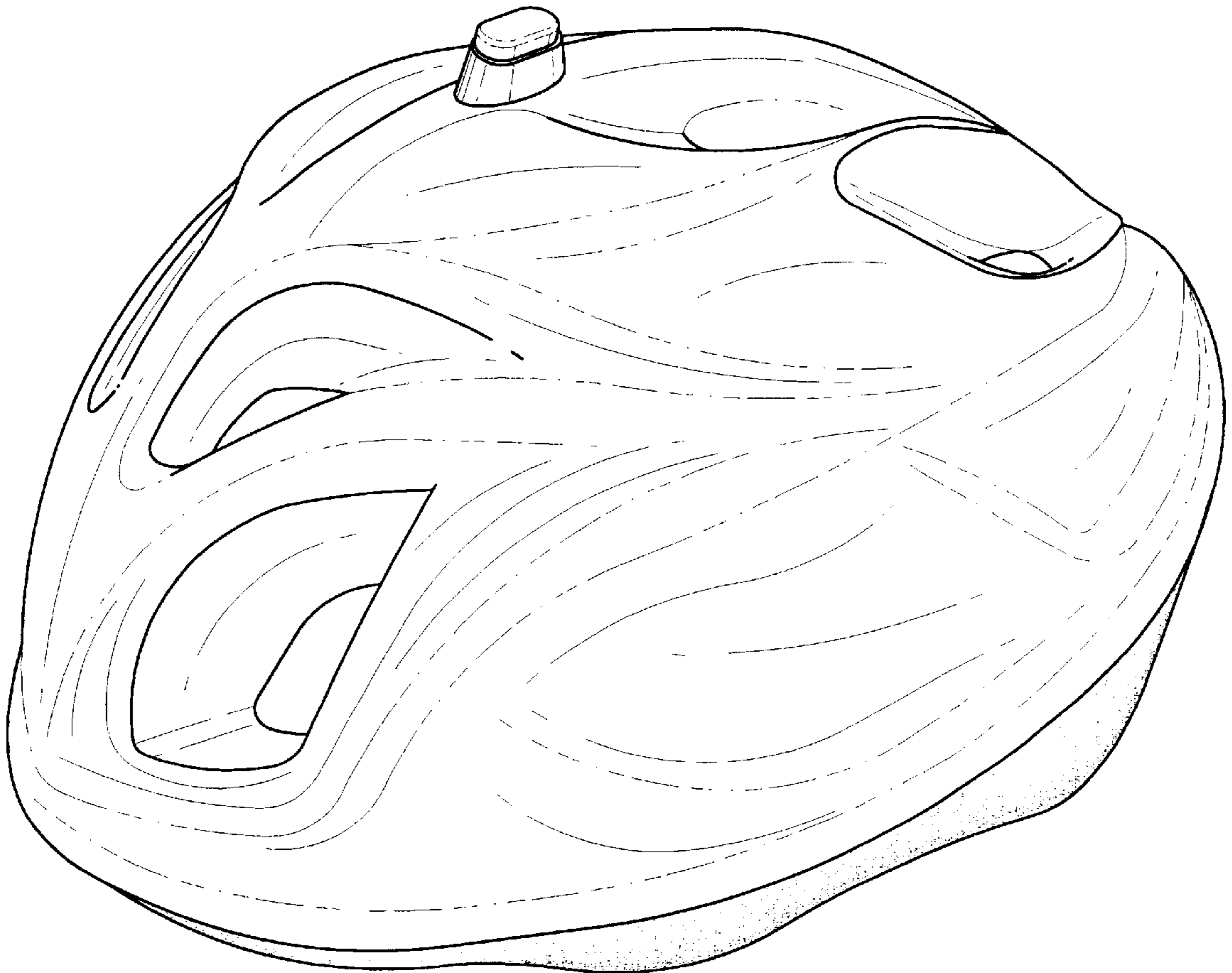


FIG. 1



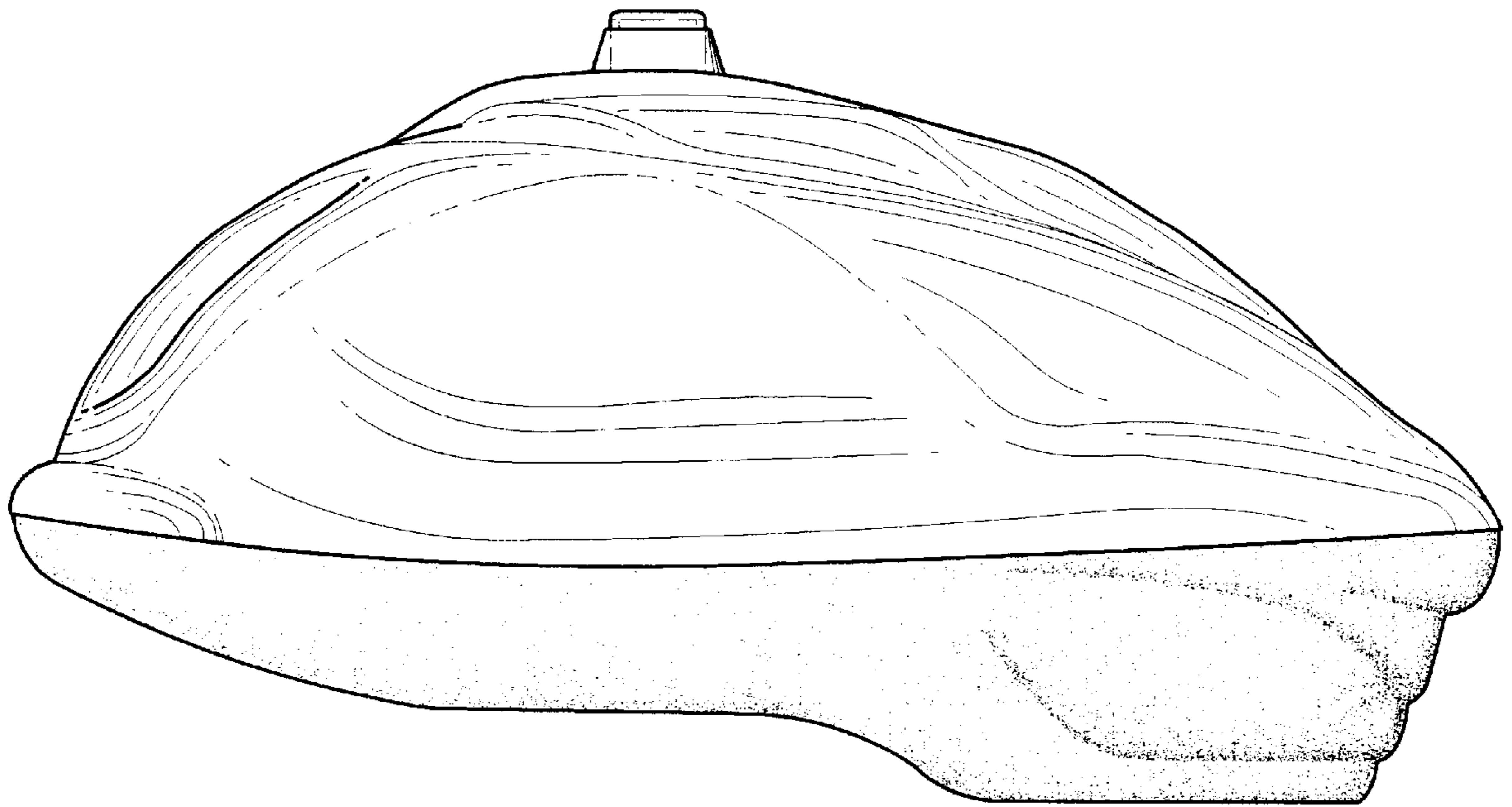


FIG. 2

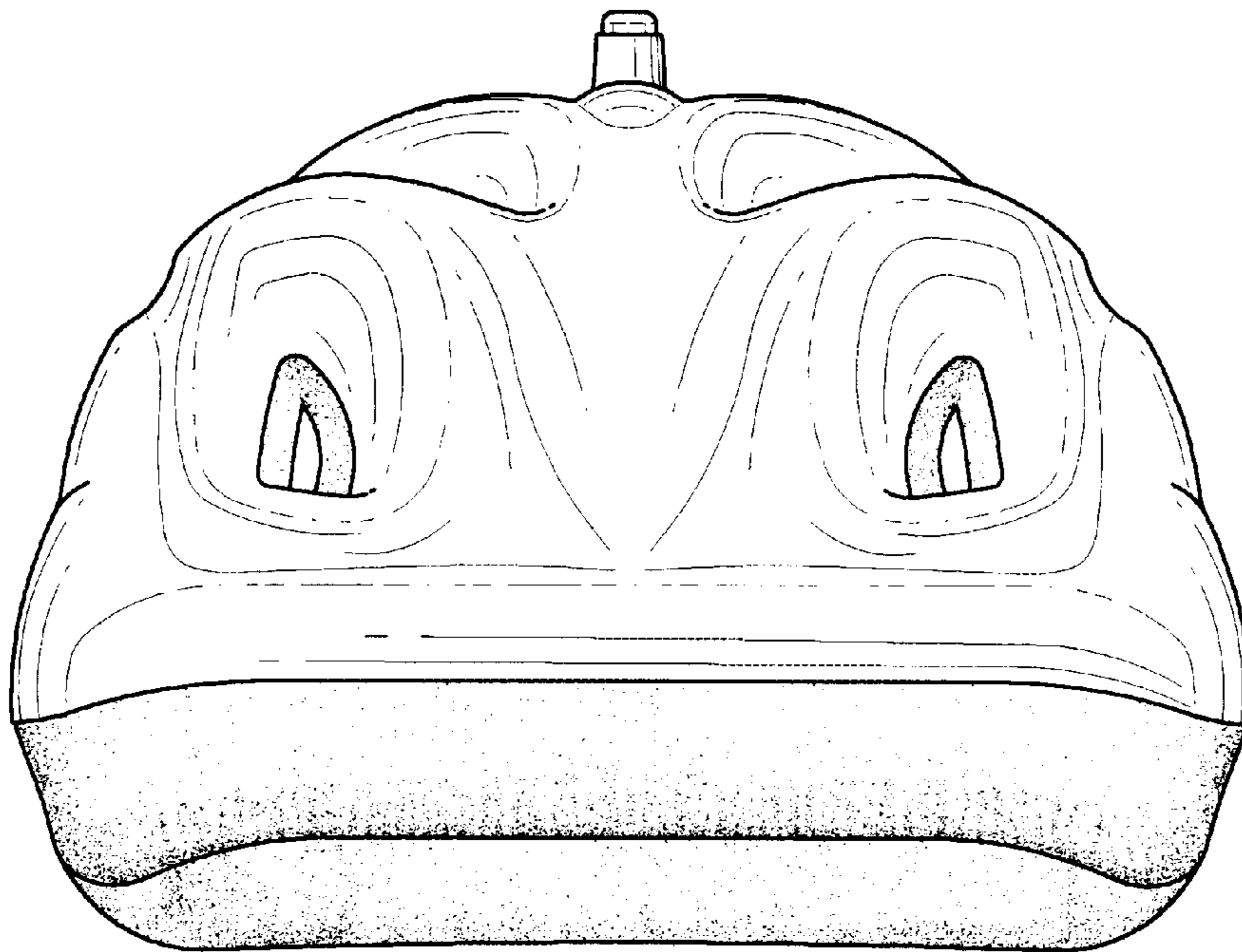


FIG. 3

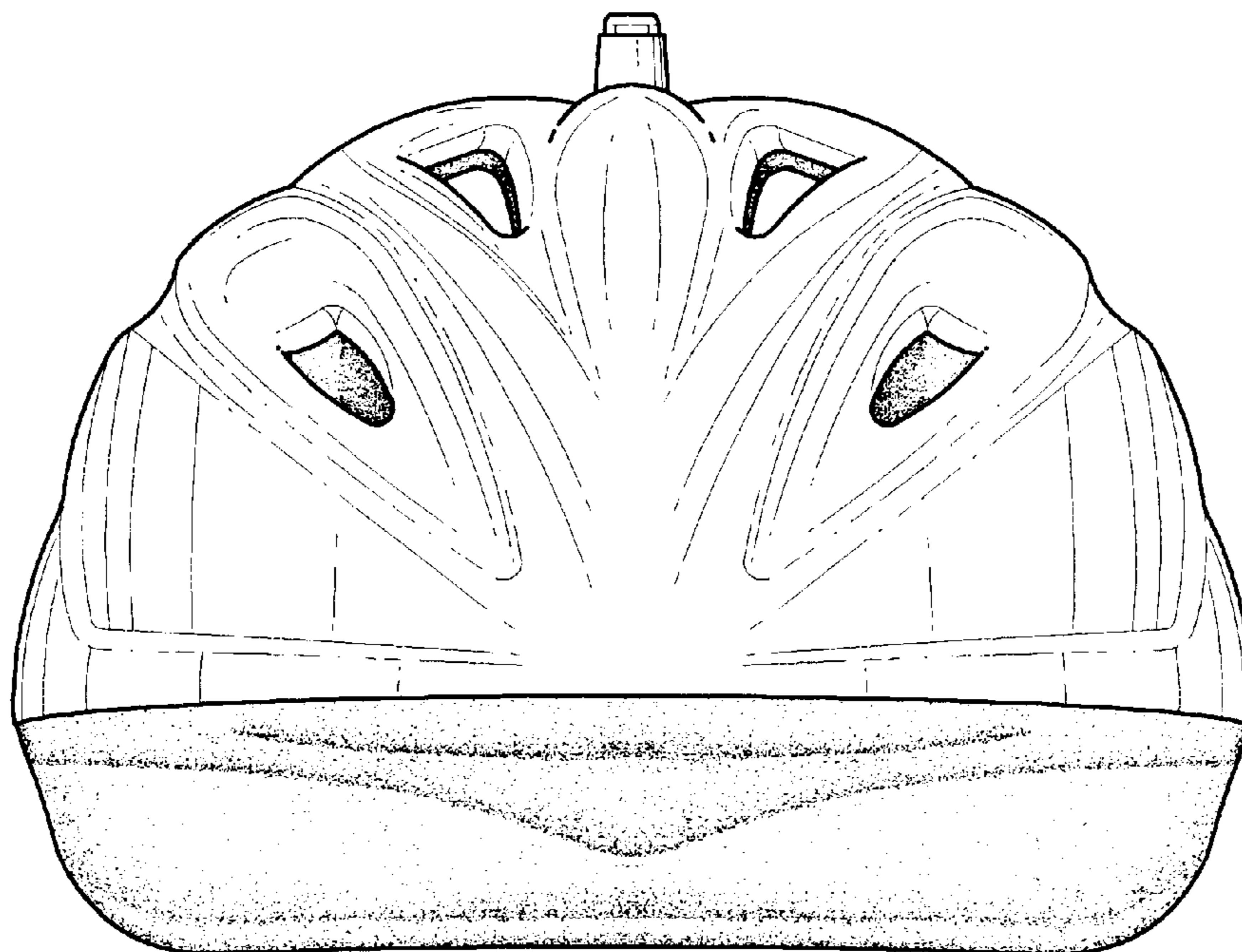


FIG. 4

FIG. 5

