



US00D481829S

(12) **United States Design Patent**
Gwen

(10) **Patent No.:** **US D481,829 S**

(45) **Date of Patent:** **** Nov. 4, 2003**

(54) **FLOSSER**

(76) **Inventor:** **Patrick Gwen**, 3443 Leeland, Houston,
TX (US) 77003

(**) **Term:** **14 Years**

(21) **Appl. No.:** **29/181,936**

(22) **Filed:** **May 16, 2003**

(51) **LOC (7) Cl.** **28-03**

(52) **U.S. Cl.** **D28/68**

(58) **Field of Search** D28/65, 66, 68;
132/321, 323, 327, 329; D24/152

(56) **References Cited**

U.S. PATENT DOCUMENTS

3,474,799	A	*	10/1969	Cappello	132/323
D274,375	S	*	6/1984	Tomlin	D28/65
4,462,136	A	*	7/1984	Nakao et al.	15/167.1
D276,088	S	*	10/1984	Fong	D28/68
D301,071	S	*	5/1989	Franchi	D28/65

D316,617 S * 4/1991 Cheung D28/68
D382,367 S * 8/1997 Andrade et al. D28/65

* cited by examiner

Primary Examiner—Lucy Lieberman
(74) *Attorney, Agent, or Firm*—Harrison & Egbert

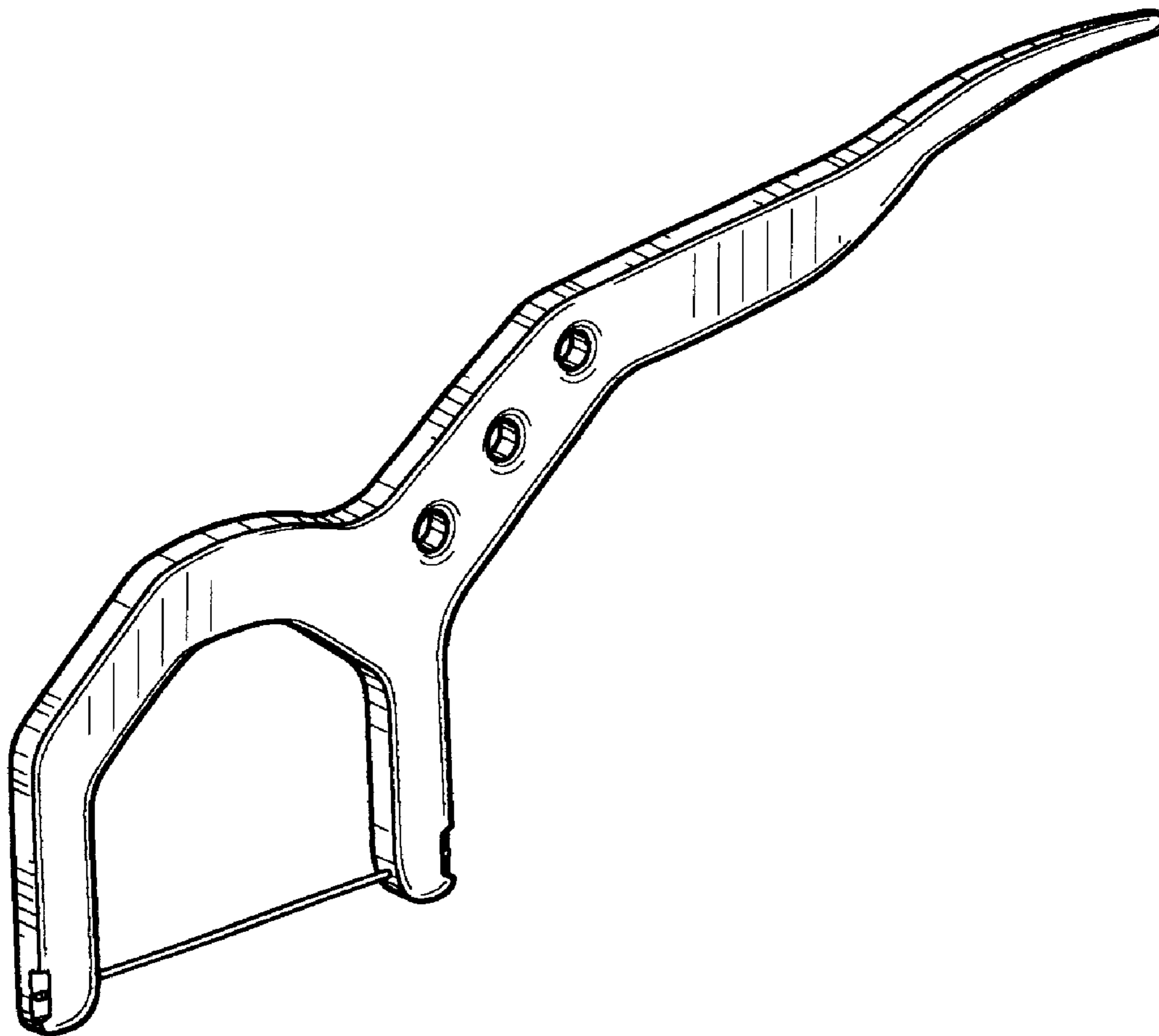
(57) **CLAIM**

I claim the ornamental design for a flosser, as shown and described.

DESCRIPTION

FIG. 1 is an upper perspective view of the flosser showing my design.
FIG. 2 is a side view thereof, wherein an opposite side view is a mirror image thereof;
FIG. 3 is front view thereof;
FIG. 4 is a back view thereof;
FIG. 5 is a top view thereof; and,
FIG. 6 is a bottom view thereof.

1 Claim, 1 Drawing Sheet



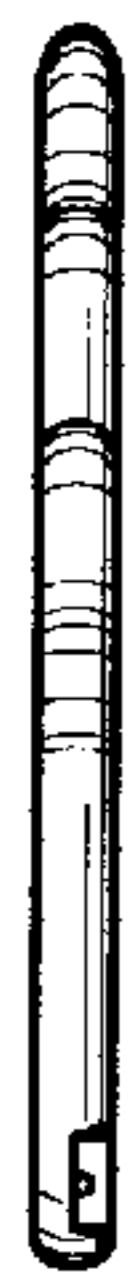
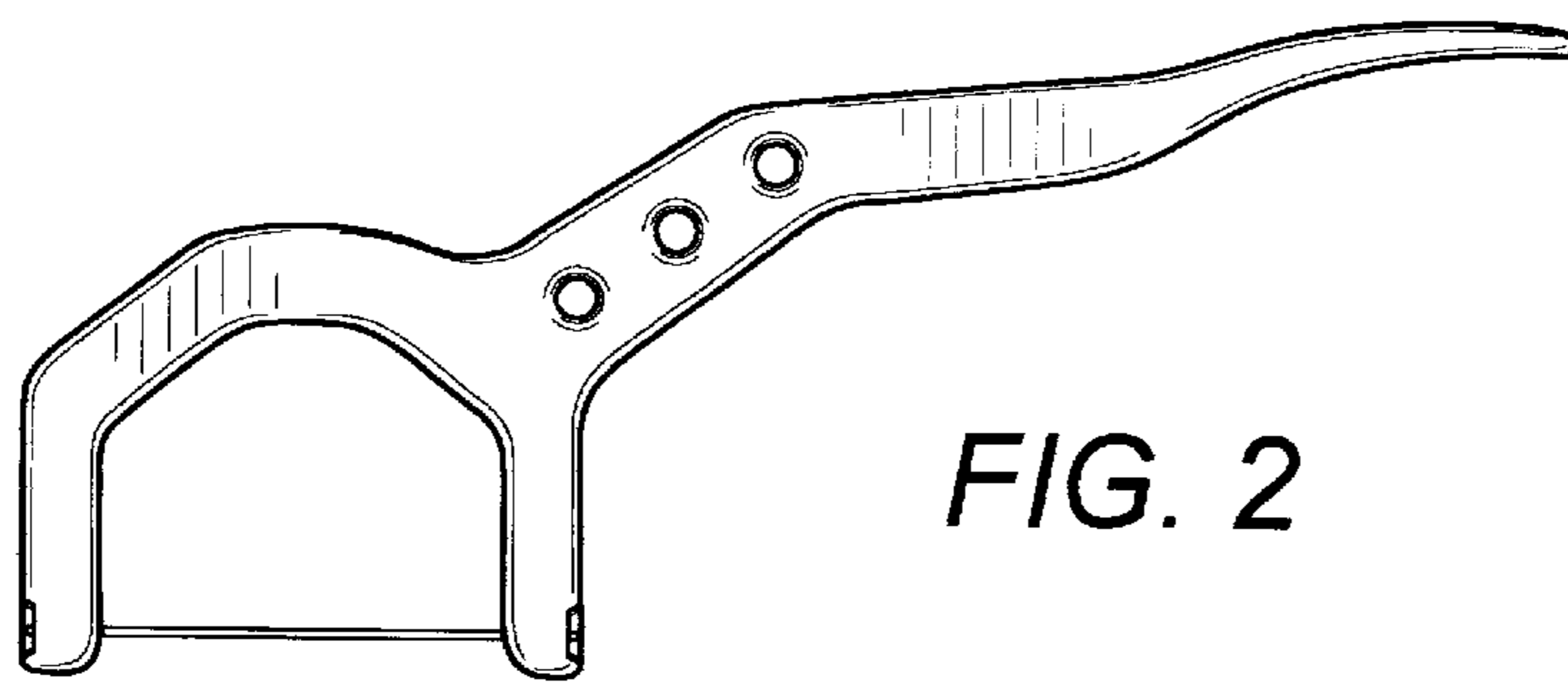
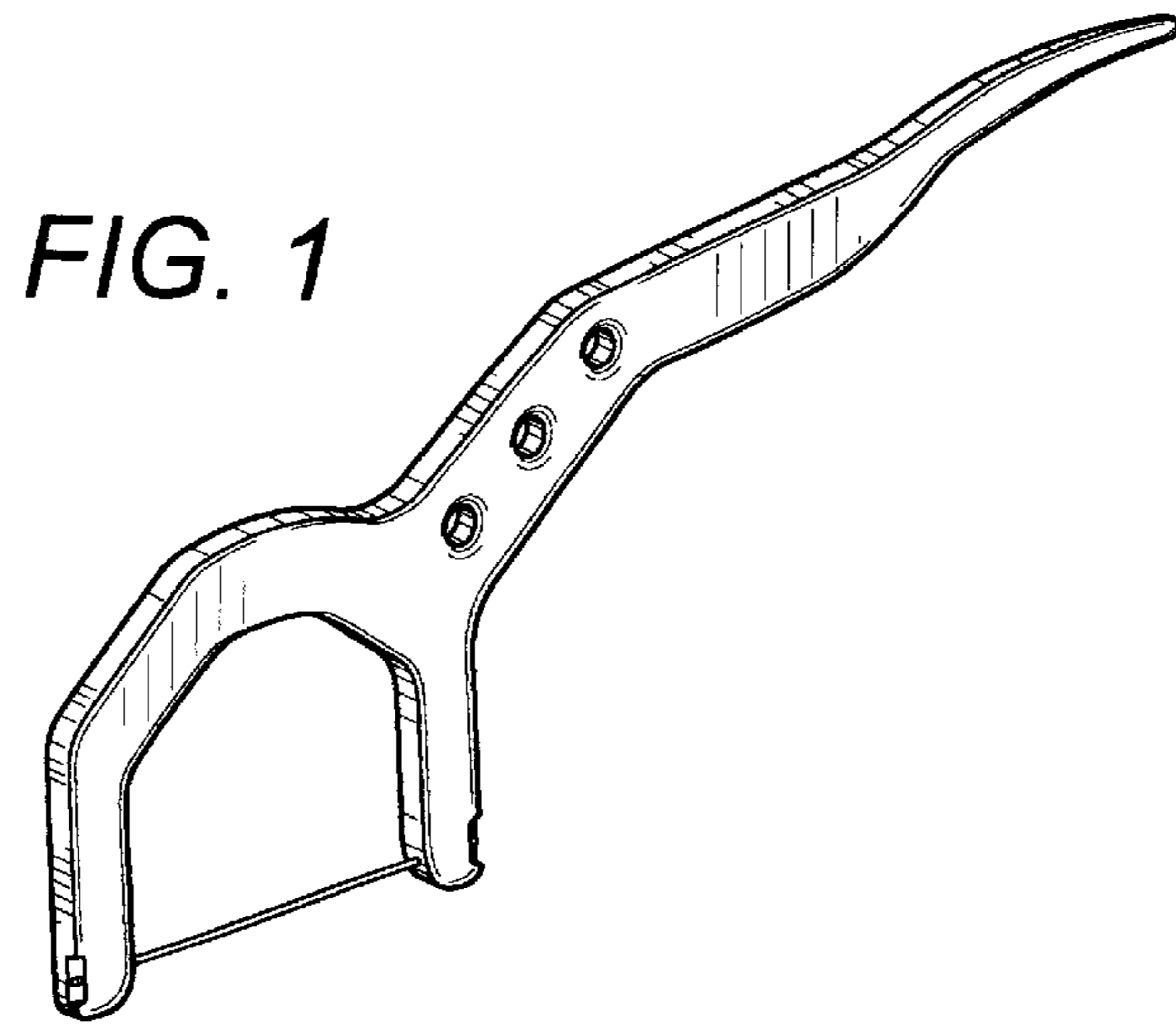


FIG. 3

FIG. 4

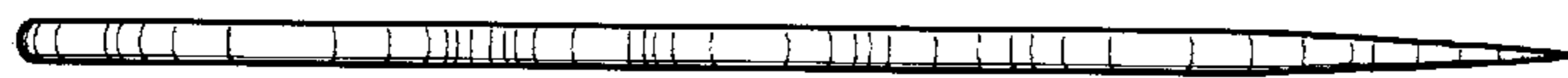


FIG. 5

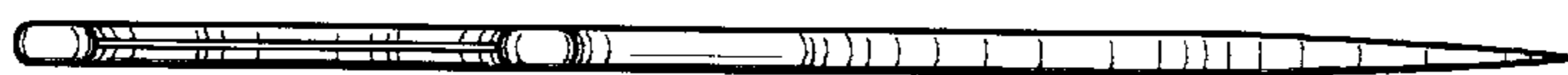


FIG. 6