



US00D481821S

(12) **United States Design Patent**
Cuevas et al.

(10) **Patent No.:** **US D481,821 S**

(45) **Date of Patent:** **** Nov. 4, 2003**

(54) **LAMP**

(75) Inventors: **Daniel Cuevas**, Los Angeles, CA (US);
Richard Hallberg, Los Angeles, CA
(US); **Barbara Wiseley**, Los Angeles,
CA (US)

(73) Assignee: **E.C. Group, Inc.**, Los Angeles, CA
(US)

(**) Term: **14 Years**

(21) Appl. No.: **29/174,443**

(22) Filed: **Jan. 17, 2003**

(51) **LOC (7) Cl.** **26-03**

(52) **U.S. Cl.** **D26/81; D26/129**

(58) **Field of Search** D26/72, 80-92,
D26/138, 68; 362/147, 404-408, 431, 432,
276, 367, 806

(56) **References Cited**

U.S. PATENT DOCUMENTS

D30,084 S	*	1/1899	Hills	D26/72
D64,985 S	*	6/1924	Klein	D26/88
D65,781 S	*	10/1924	Klein	D26/81
D68,957 S	*	12/1925	Frerichs	D26/91
D72,511 S	*	4/1927	Crumley	D26/81
D72,843 S	*	6/1927	Klein	D26/81

D418,245 S	*	12/1999	Von Kluck	D26/144
D438,663 S	*	3/2001	Campbell	D26/84

OTHER PUBLICATIONS

World Imports Catalog #17, (c) 1990; p. 11; item 661-14.*
Fine Art Lamps' Catalog. (c) 2000. p. 21; item 857949.*

* cited by examiner

Primary Examiner—Clare E Heflin

(74) *Attorney, Agent, or Firm*—Heslin Rothenberg Farley
& Mesiti P.C.

(57) **CLAIM**

The ornamental design for the lamp, as shown and
described.

DESCRIPTION

FIG. 1 is a perspective view of a lamp comprising the new
design;

FIG. 2 is a front elevational view thereof;


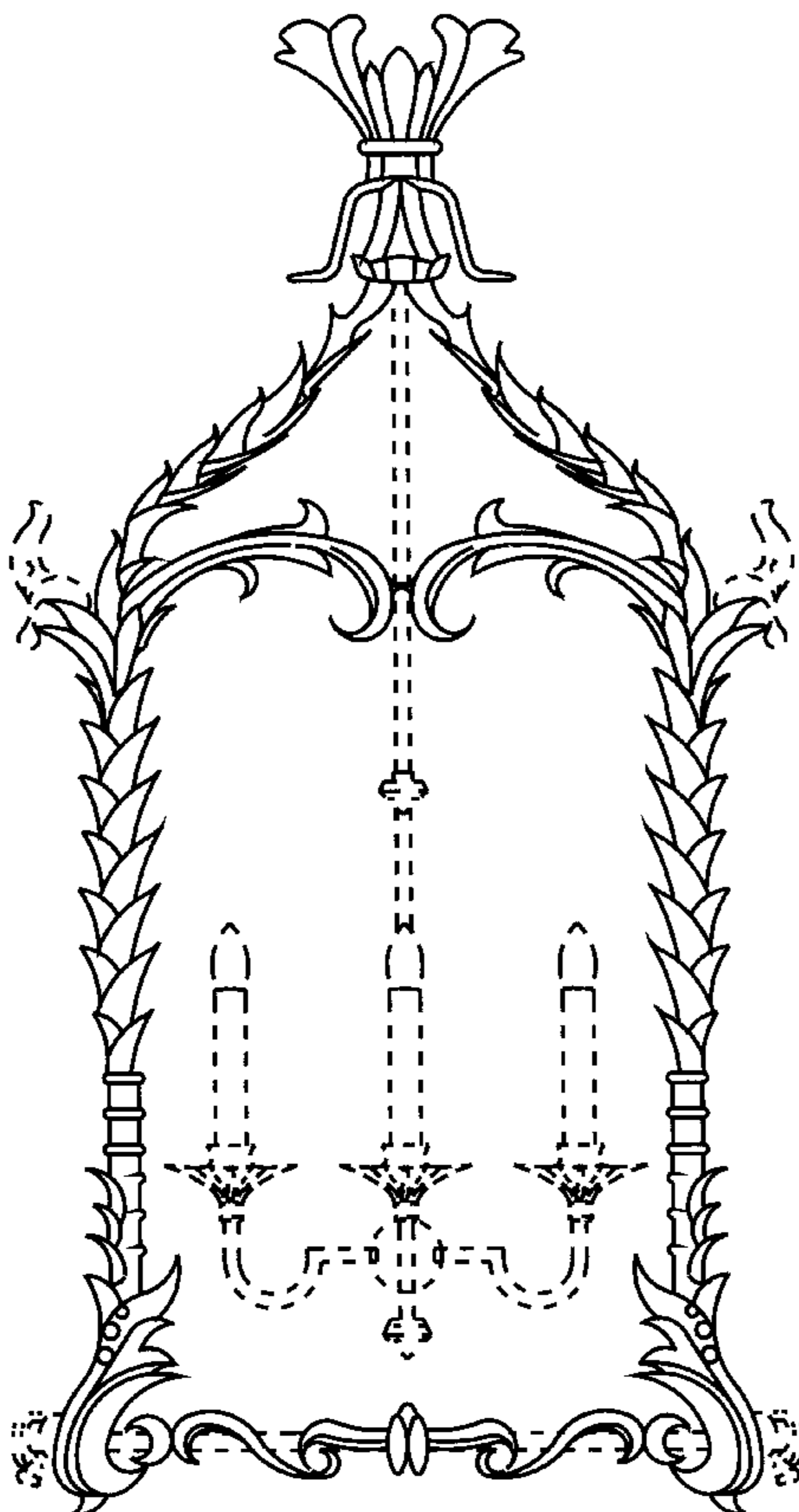
FIG. 3 is a left side elevational view thereof, a right side
elevational view being a mirror image thereof;

FIG. 4 is a top view thereof; and,

FIG. 5 is a bottom view thereof.

The broken lines in the drawings are for illustrative purposes
only and form no part of the claimed design.

1 Claim, 4 Drawing Sheets






fig. 1

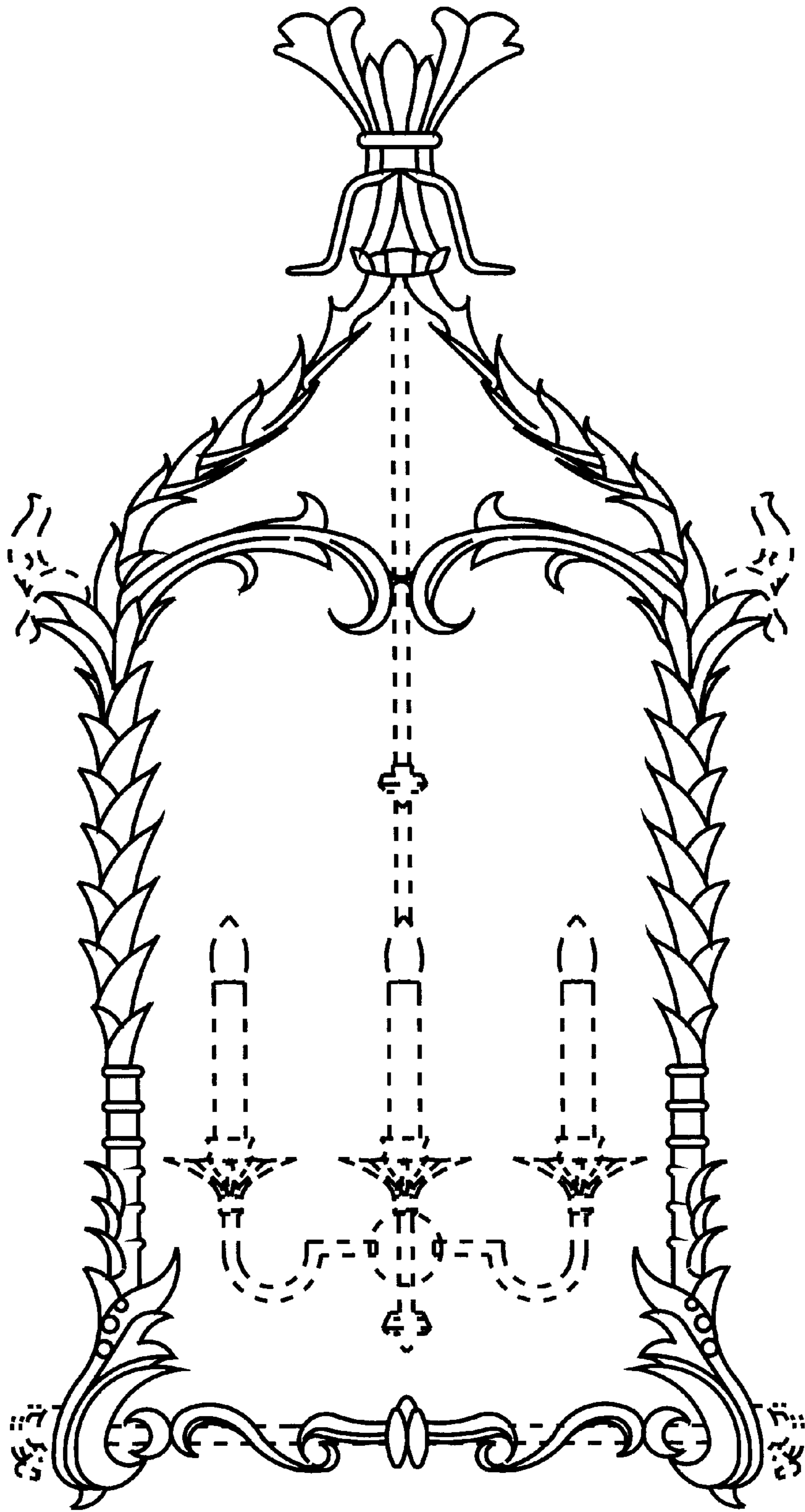


fig. 2

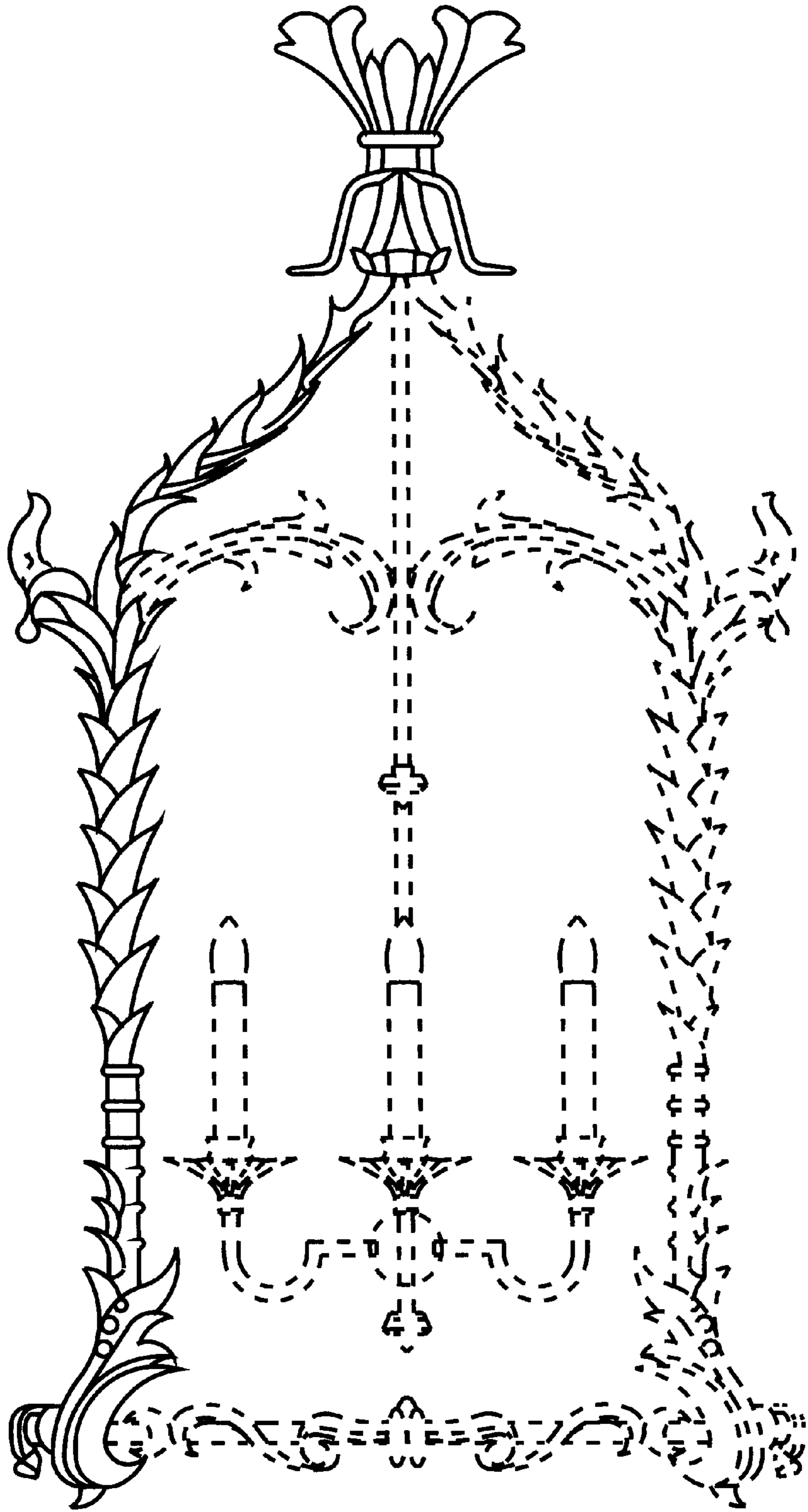


fig. 3




fig. 4

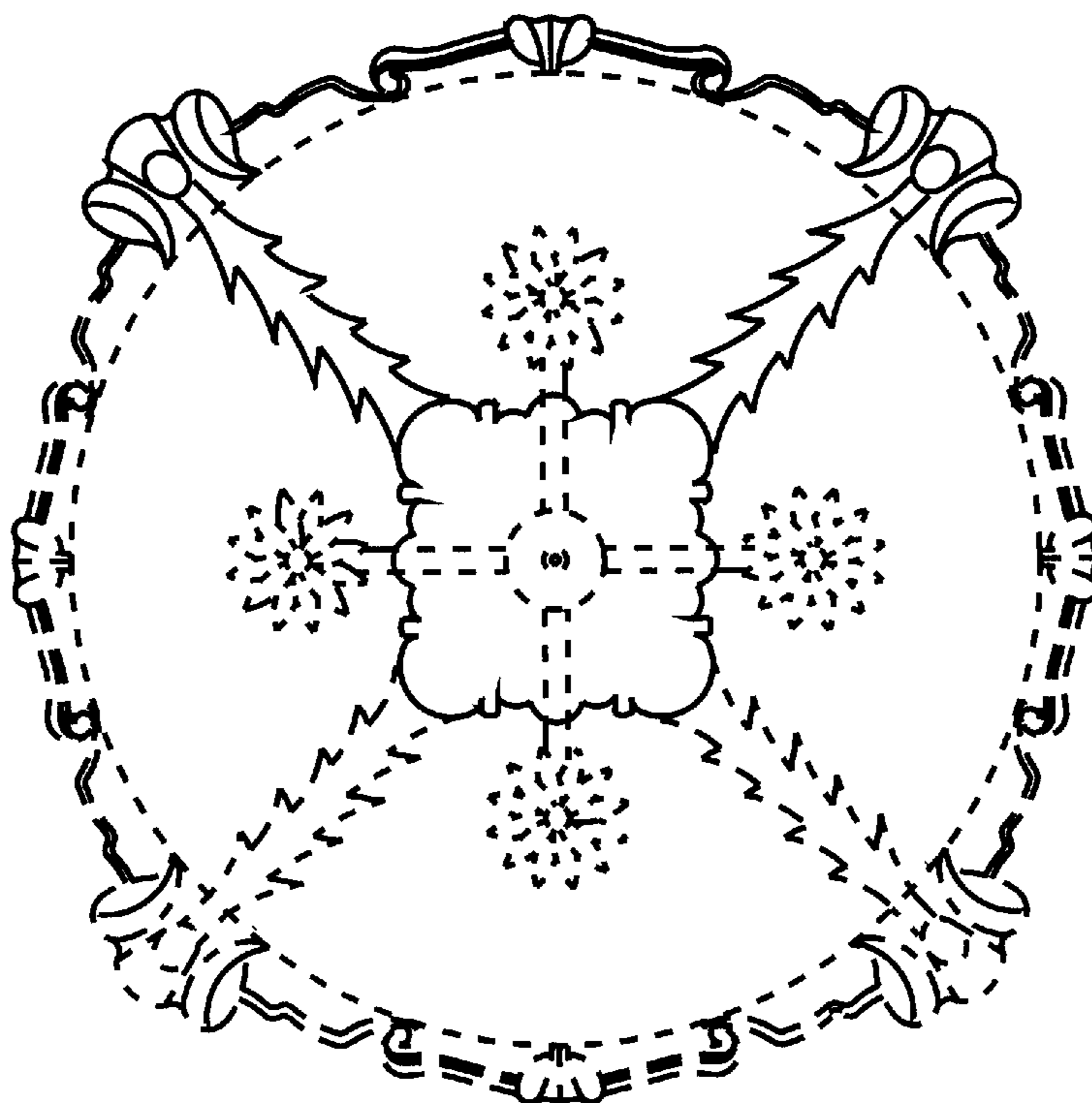


fig. 5