



US00D481803S

(12) **United States Design Patent**
Gordon et al.

(10) **Patent No.:** **US D481,803 S**

(45) **Date of Patent:** **** *Nov. 4, 2003**

(54) **INTERIOR WINDOW FRAME**

D338,074 S * 8/1993 Doll D25/60

(76) Inventors: **Brett H. Gordon**, 226 Edelen, No. 38,
Los Gatos, CA (US) 95030; **Bryon M. Phillips**, 271 Karls Dell, Scotts Valley,
CA (US) 95066

* cited by examiner

Primary Examiner—Doris Clark
(74) *Attorney, Agent, or Firm*—Thomas E. Schatzel; Law
Offices of Thomas E. Schatzel, A Professional Corp.

(*) Notice: This patent is subject to a terminal dis-
claimer.

(**) Term: **14 Years**

(57) **CLAIM**

The ornamental design for an interior window frame, as
shown and described.

(21) Appl. No.: **29/159,617**

DESCRIPTION

(22) Filed: **Apr. 24, 2002**

FIG. 1 is a top, front and left side perspective view of an
interior window frame;

(51) **LOC (7) Cl.** **25-02**

FIG. 2 is a front elevational view thereof;

(52) **U.S. Cl.** **D25/60**

FIG. 3 is a right-side elevational view thereof and a mirror
image of a left-side elevational view thereof;

(58) **Field of Search** 49/504; D25/60;
52/204.1, 656, 204.5, 202, 211

FIG. 4 is a rear plan view thereof;

(56) **References Cited**

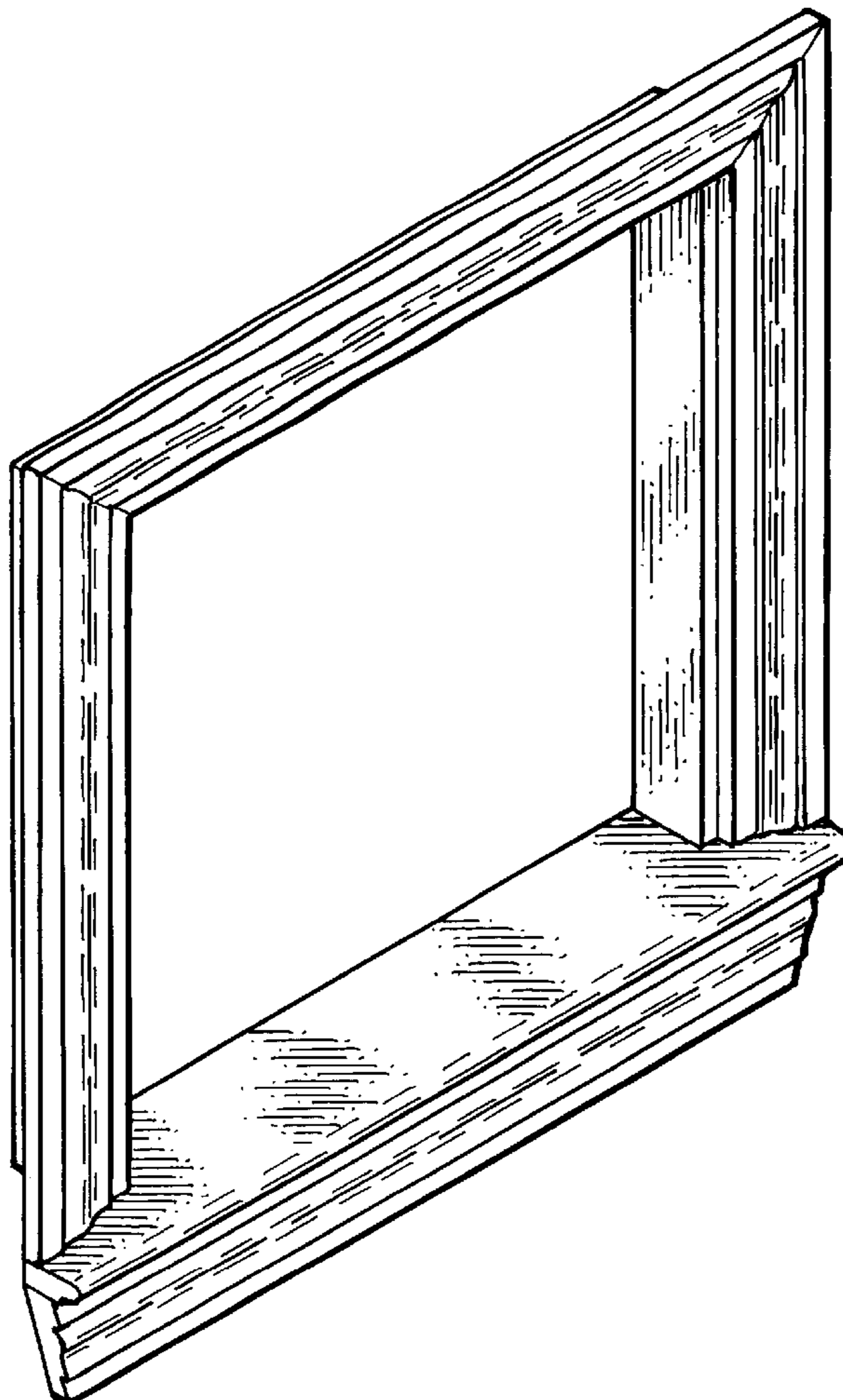
FIG. 5 is a bottom plan view thereof; and,

U.S. PATENT DOCUMENTS

FIG. 6 is a top elevational view thereof.

4,811,533 A * 3/1989 Wetsel 52/211

1 Claim, 1 Drawing Sheet



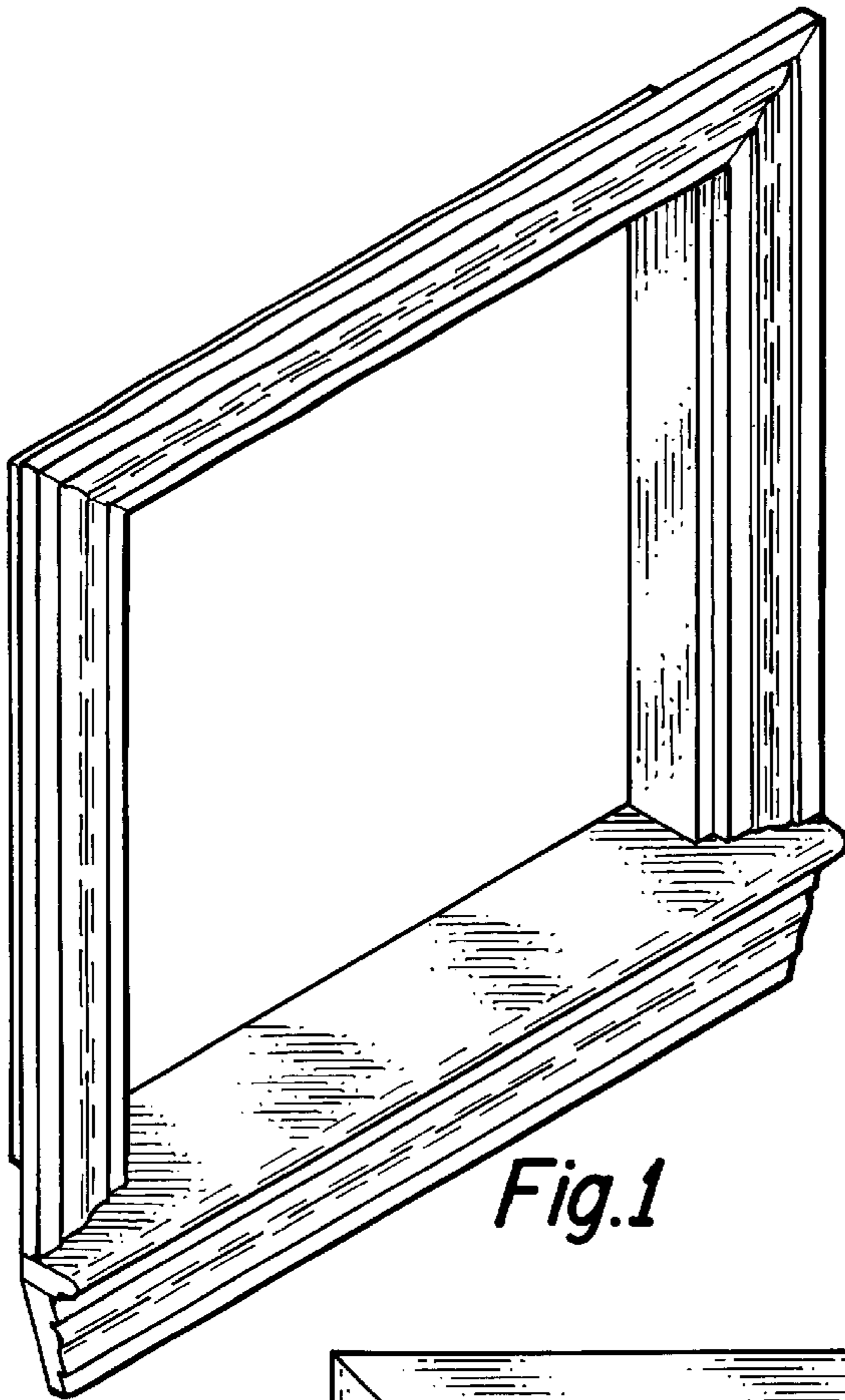


Fig.1




Fig.2

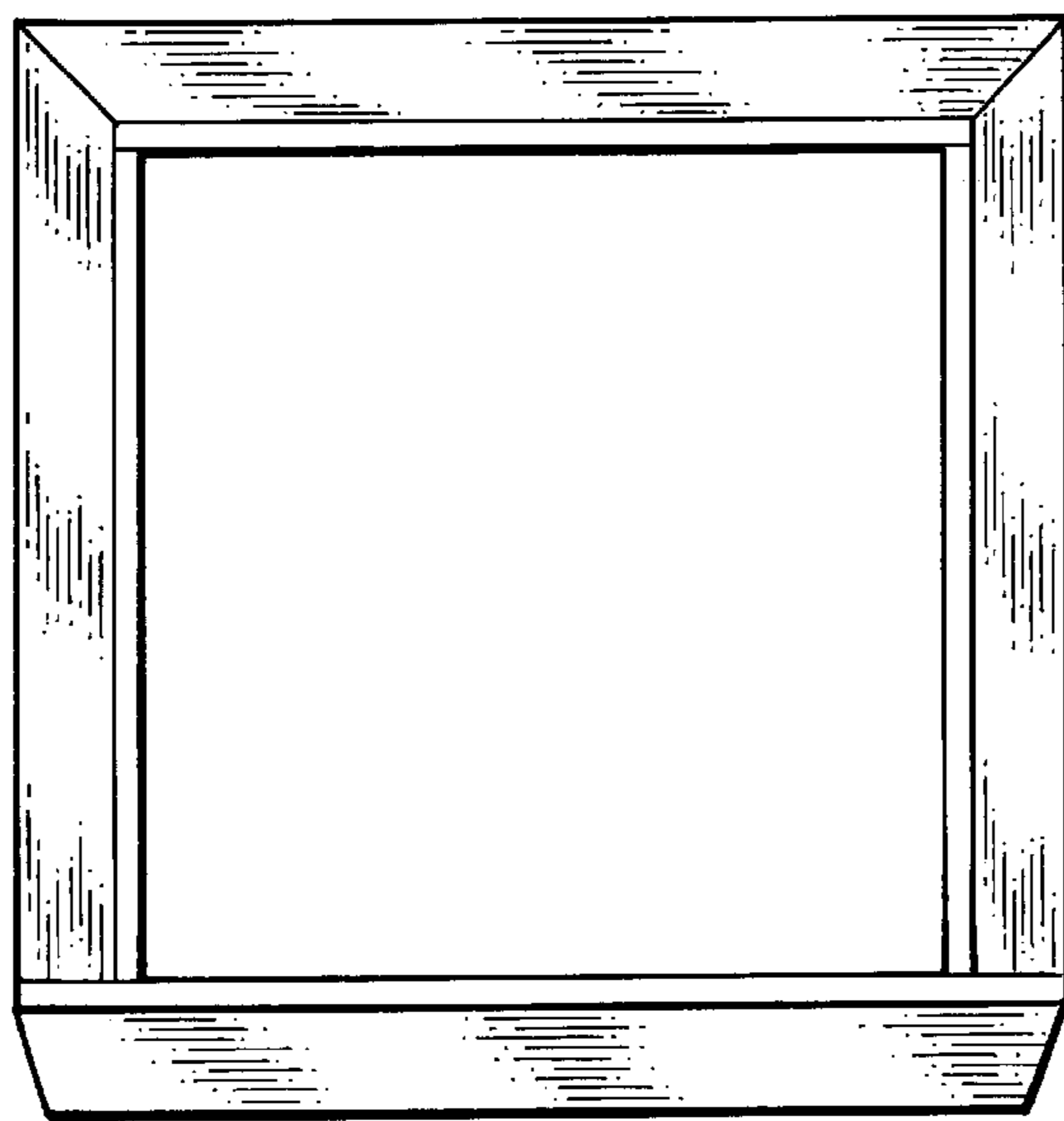


Fig.4



Fig.3




Fig.5




Fig.6