



US00D481795S

(12) **United States Design Patent**  
**Dave et al.**

(10) **Patent No.:** **US D481,795 S**  
(45) **Date of Patent:** **\*\* Nov. 4, 2003**

(54) **DISPENSING INSTRUMENT**

D444,226 S \* 6/2001 Geert-Jensen et al. .... D24/110

(76) Inventors: **Rajiv Dave**, c/o GW Pharmaceuticals  
plc, Porton Down Science Park,  
Salisbury Wiltshire (GB), SP4 0JQ;  
**Matthew Grey**, Pipera Hearg, Scotland  
Bridge, New Haw Surrey (GB), KT15  
3HJ; **Martin Riddiford**, 92 Carlton  
Avenue, London (GB), SE21 7DF

**OTHER PUBLICATIONS**

U.S. patent application Ser. No. 29/168,131, Rajiv Dave et al, filed Sep. 26, 2002.  
U.S. patent application Ser. No. 29/168,113, Rajiv Dave et al., filed Sep. 26, 2002.

(\*\*) Term: **14 Years**

\* cited by examiner

(21) Appl. No.: **29/168,114**

*Primary Examiner*—Ian Simmons  
(74) *Attorney, Agent, or Firm*—Wolf, Greenfield & Sacks, P.C.

(22) Filed: **Sep. 26, 2002**

(57) **CLAIM**

(30) **Foreign Application Priority Data**

The ornamental design for a dispensing instrument, as shown and described.

Mar. 26, 2002 (GB) ..... 3002506

(51) **LOC (7) Cl.** ..... **29-02**

**DESCRIPTION**

(52) **U.S. Cl.** ..... **D24/110**

FIG. 1 is a perspective view of the dispensing instrument showing my new design, as seen from the front, above and right side;

(58) **Field of Search** ..... D24/110, 164,  
D24/107; 128/200.14, 200.16, 200.23, 200.12,  
203.15, 203.12, 200.22, 200.18

FIG. 2 is a rear perspective view thereof;

FIG. 3 is a front elevation thereof;

(56) **References Cited**

**U.S. PATENT DOCUMENTS**

5,755,218 A \* 5/1998 Johansson et al. .... 128/200.23  
5,970,974 A \* 10/1999 Van Der Linden et al. .... 128/  
200.16  
D417,271 S \* 11/1999 Denyer et al. .... D24/110  
6,205,999 B1 \* 3/2001 Ivri et al. .... 128/200.22

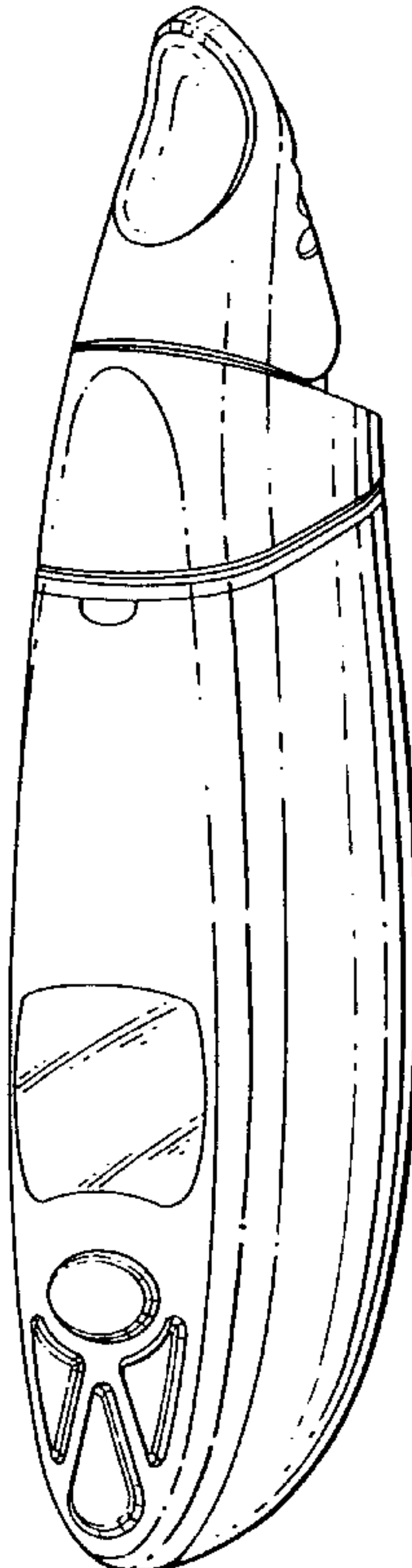
FIG. 4 is a rear elevation thereof;

FIG. 5 is a side elevation thereof with the other side elevation view being identical thereto,

FIG. 6 is a top plan view thereof; and,

FIG. 7 is a bottom plan view thereof.

**1 Claim, 3 Drawing Sheets**






FIG. 1




FIG. 2

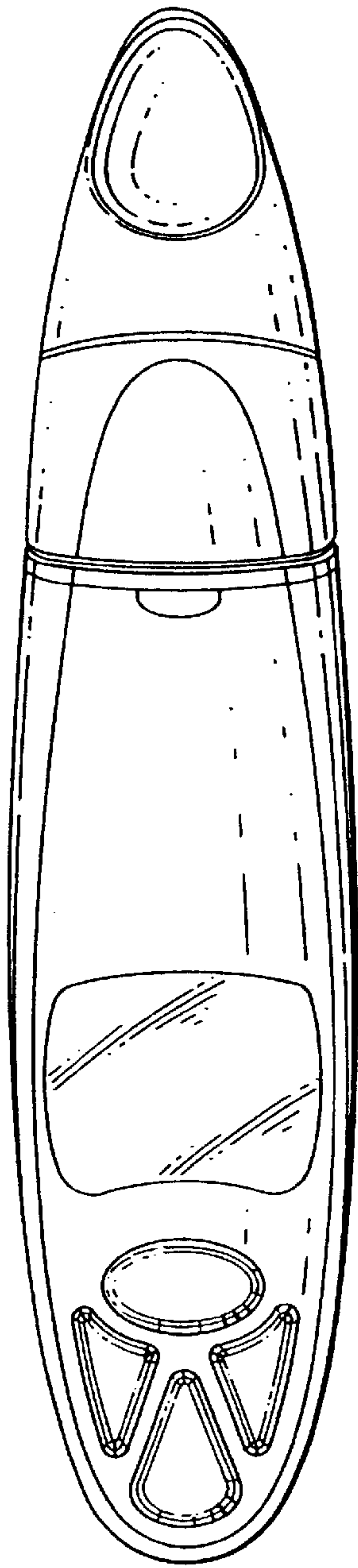


FIG. 3




FIG. 4

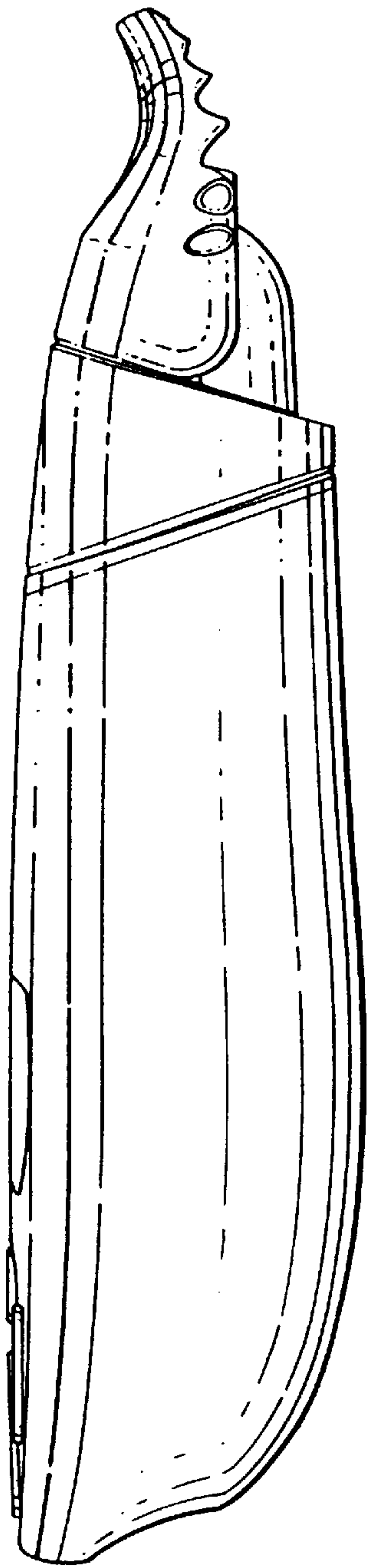


FIG. 5

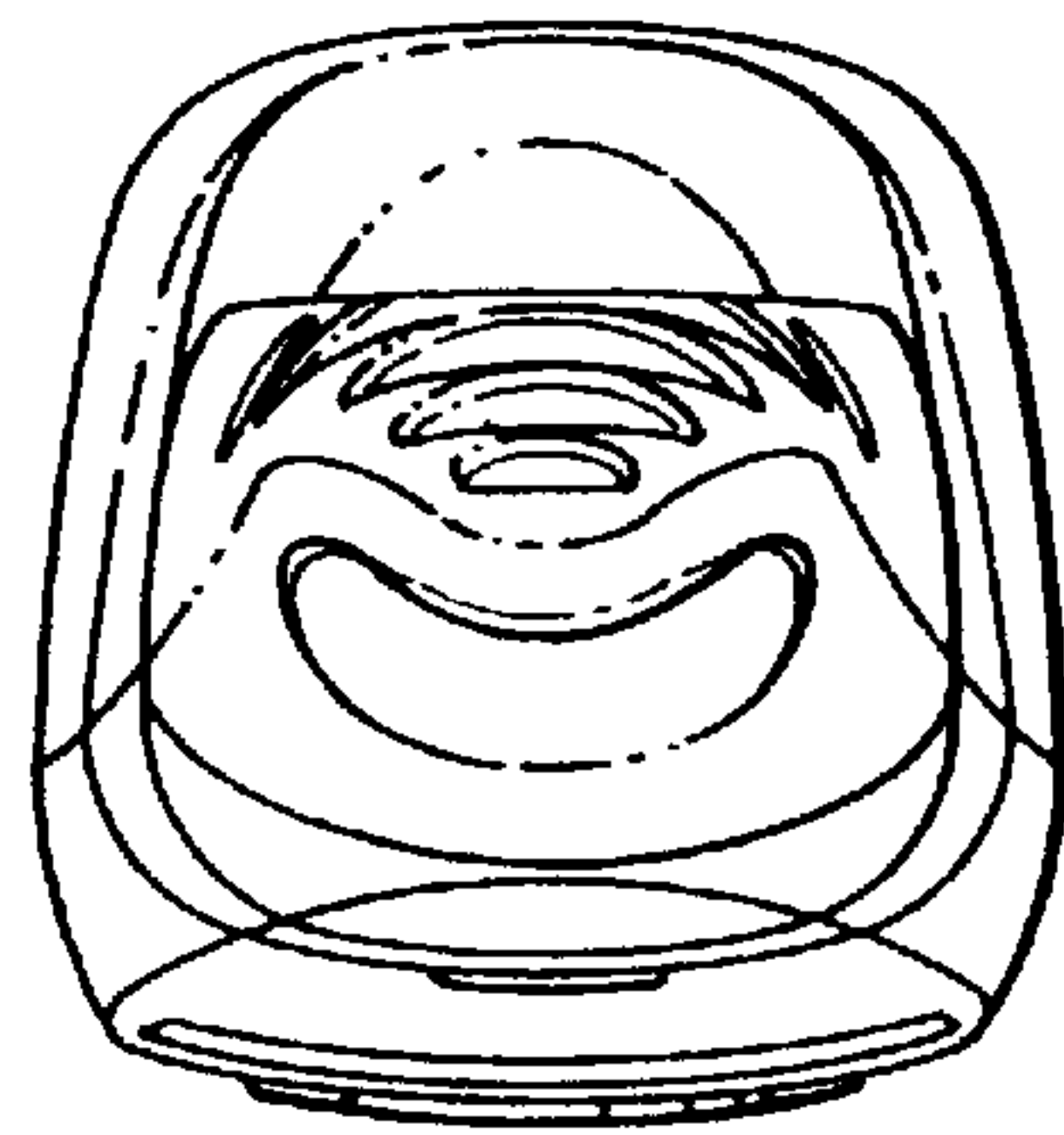


FIG. 6

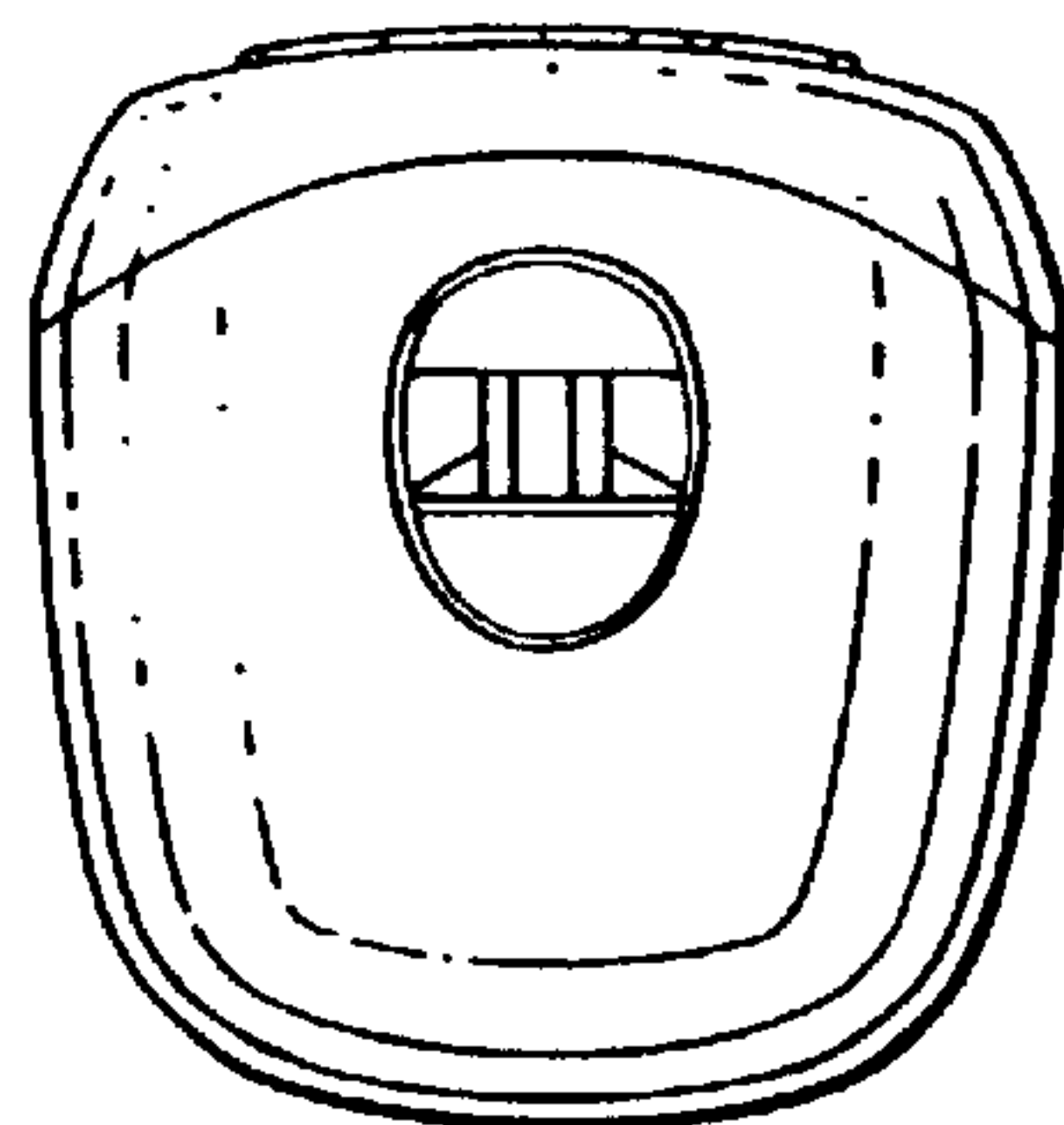


FIG. 7