



US00D481773S

(12) **United States Design Patent**
Aguinaldo et al.

(10) **Patent No.:** **US D481,773 S**

(45) **Date of Patent:** **** Nov. 4, 2003**

(54) **FAIRWAY WOOD TYPE GOLF CLUB HEAD**

(75) **Inventors:** **Homer E. Aguinaldo**, San Diego, CA (US); **Augustin W. Rollinson**, Carlsbad, CA (US); **Roger C. Cleveland**, Los Angeles, CA (US); **D. Clayton Evans**, San Marcos, CA (US); **Joshua G. Breier**, Vista, CA (US); **Robert R. Lang**, Escondido, CA (US)

(73) **Assignee:** **Callaway Golf Company**, Carlsbad, CA (US)

(**) **Term:** **14 Years**

(21) **Appl. No.:** **29/154,641**

(22) **Filed:** **Jan. 23, 2002**

(51) **LOC (7) Cl.** **21-02**

(52) **U.S. Cl.** **D21/733**

(58) **Field of Search** D21/733, 752;
473/324-331, 345, 346

(56) **References Cited**

U.S. PATENT DOCUMENTS

D318,087 S	7/1991	Helmstetter	
D340,492 S	10/1993	Flood	
D343,434 S	1/1994	Helmstetter	
D344,117 S	2/1994	Helmstetter	
D356,843 S	3/1995	Schmidt	
D357,290 S	4/1995	Viollaz	
D361,356 S	8/1995	Feche	
D364,906 S	12/1995	Schmidt	
D365,129 S	12/1995	Guibaud	
D377,674 S	1/1997	Schmidt	
D384,120 S	* 9/1997	De La Cruz et al. D21/752
D392,353 S	* 3/1998	Willhite, Sr. D21/752
D392,354 S	* 3/1998	Burrows D21/752

D398,681 S	9/1998	Galy	
D399,898 S	10/1998	Stone	
D400,627 S	11/1998	Kubica	
D414,831 S	10/1999	Matsuo	
D428,950 S	8/2000	Galloway	
D430,244 S	8/2000	Besnard	
D433,073 S	10/2000	Sodano	
D434,095 S	11/2000	Helmstetter	
D435,615 S	12/2000	Besnard	
D440,616 S	4/2001	Helmstetter	
D441,819 S	5/2001	Helmstetter	
D442,244 S	5/2001	Olsavsky	
D445,863 S	7/2001	Galloway	
D457,209 S	5/2002	Soracco	
D470,903 S	* 2/2003	Evans et al. D21/733
D471,244 S	* 3/2003	Evans et al. D21/733
D472,592 S	* 4/2003	Smith et al. D21/733
D472,593 S	* 4/2003	Smith et al. D21/733

* cited by examiner

Primary Examiner—Mitchell Siegel

(74) *Attorney, Agent, or Firm*—Michael A. Catania; Elaine H. Lo

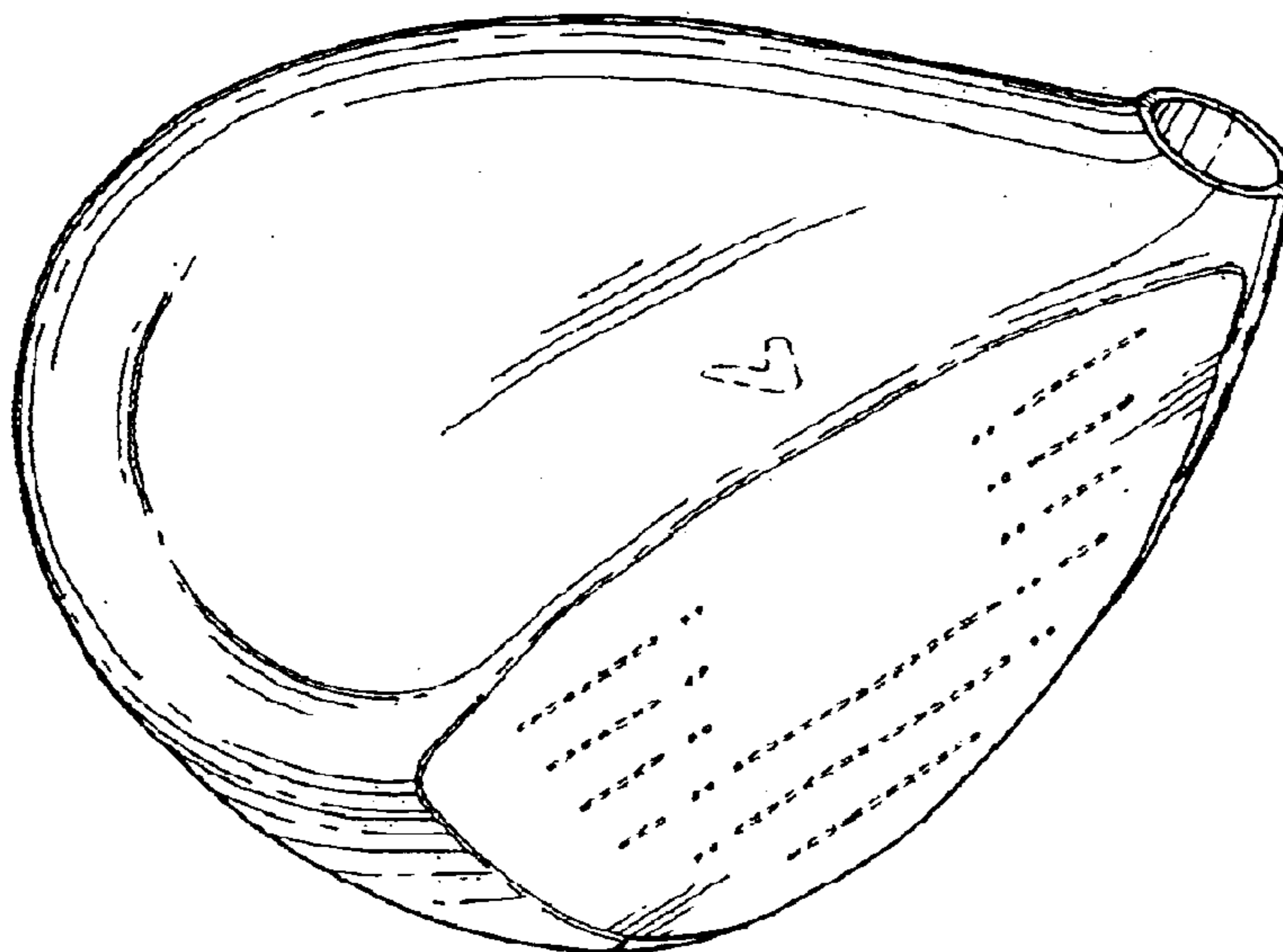
(57) **CLAIM**

The ornamental design for a fairway wood type golf club head, as shown and described.

DESCRIPTION

FIG. 1 is a front view of the fairway wood type golf club head;
FIG. 2 is a left side view thereof;
FIG. 3 is a right side view thereof;
FIG. 4 is a perspective view thereof;
FIG. 5 is a toe end view thereof; and,
FIG. 6 is a bottom plan view thereof.

1 Claim, 2 Drawing Sheets



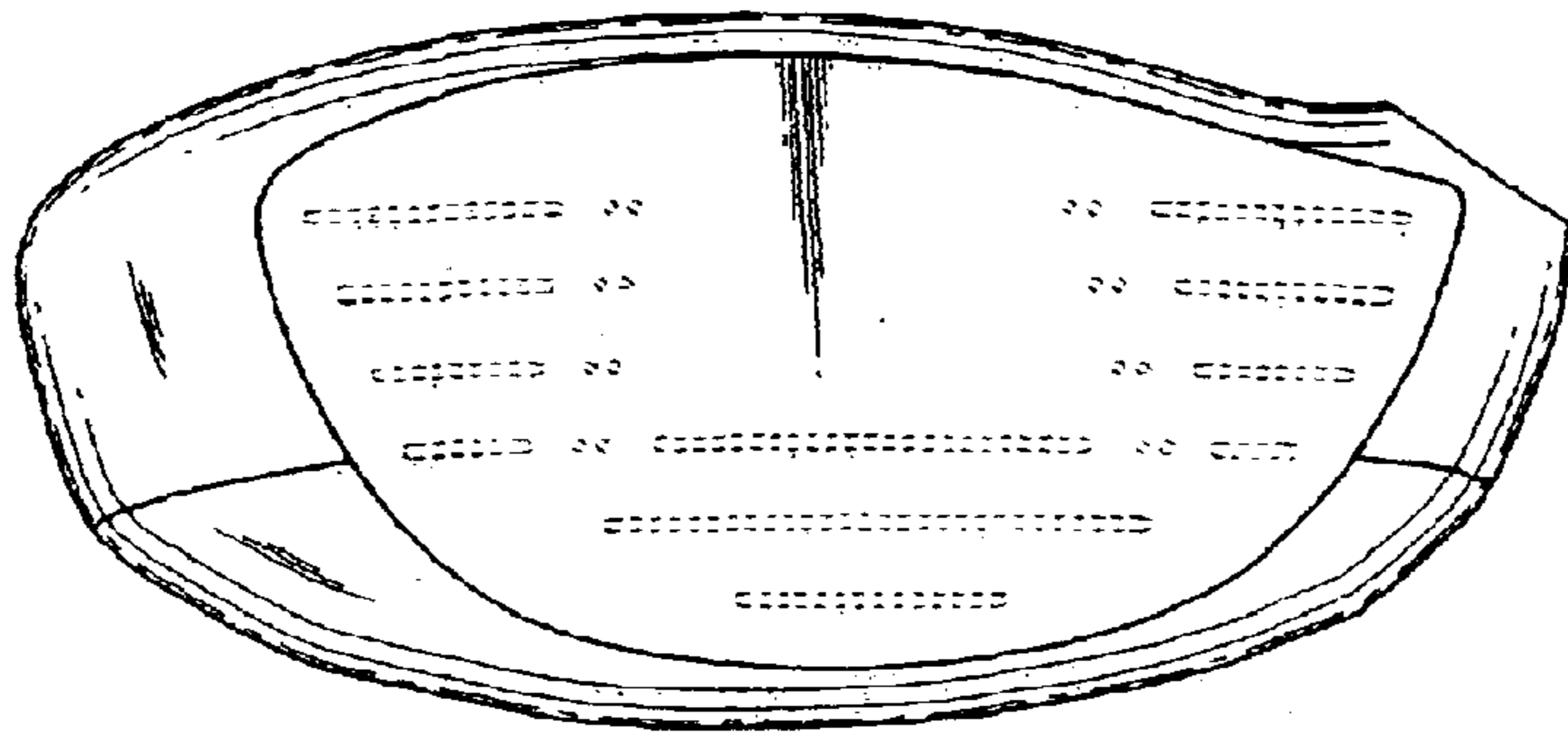


FIG. 1

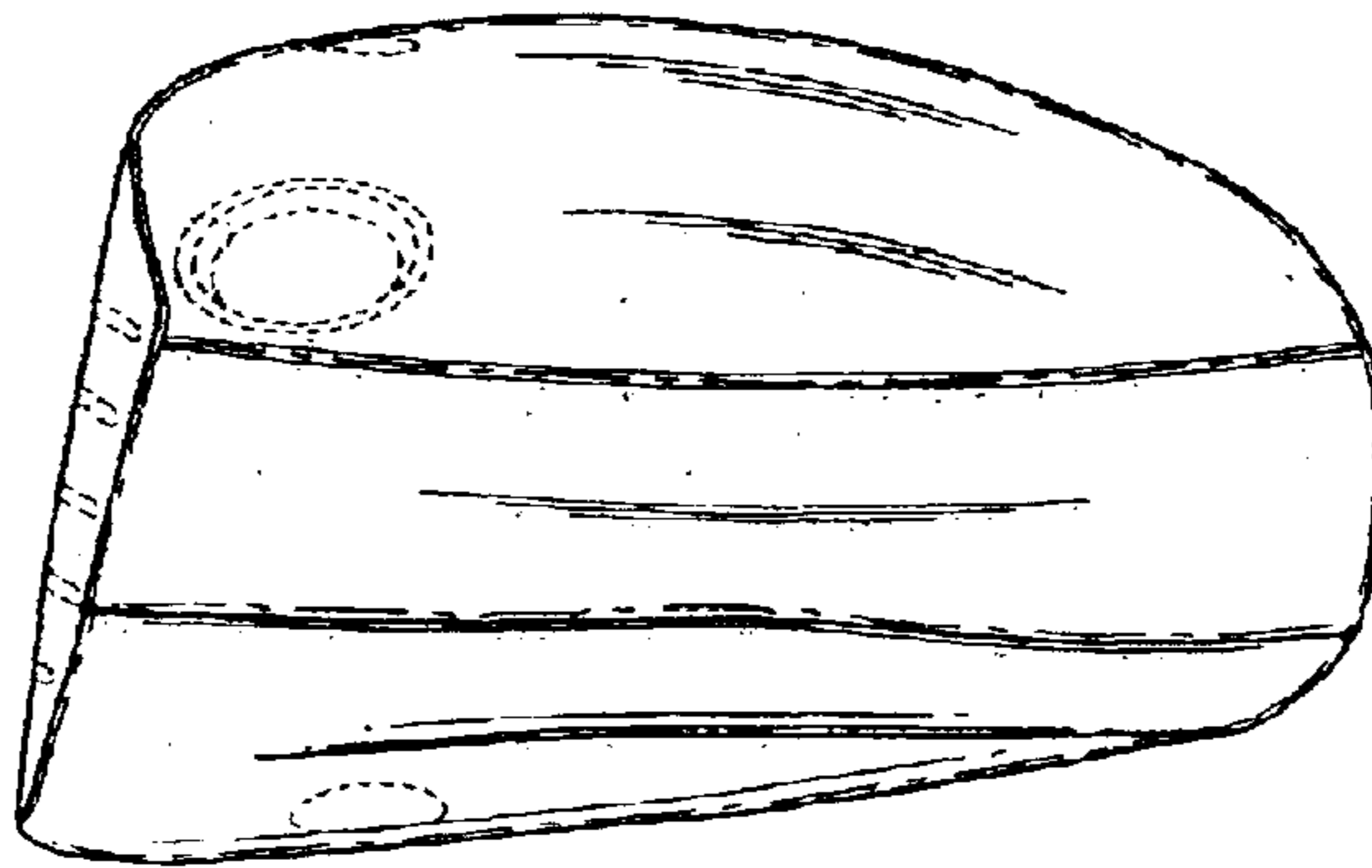


FIG. 2




FIG. 3

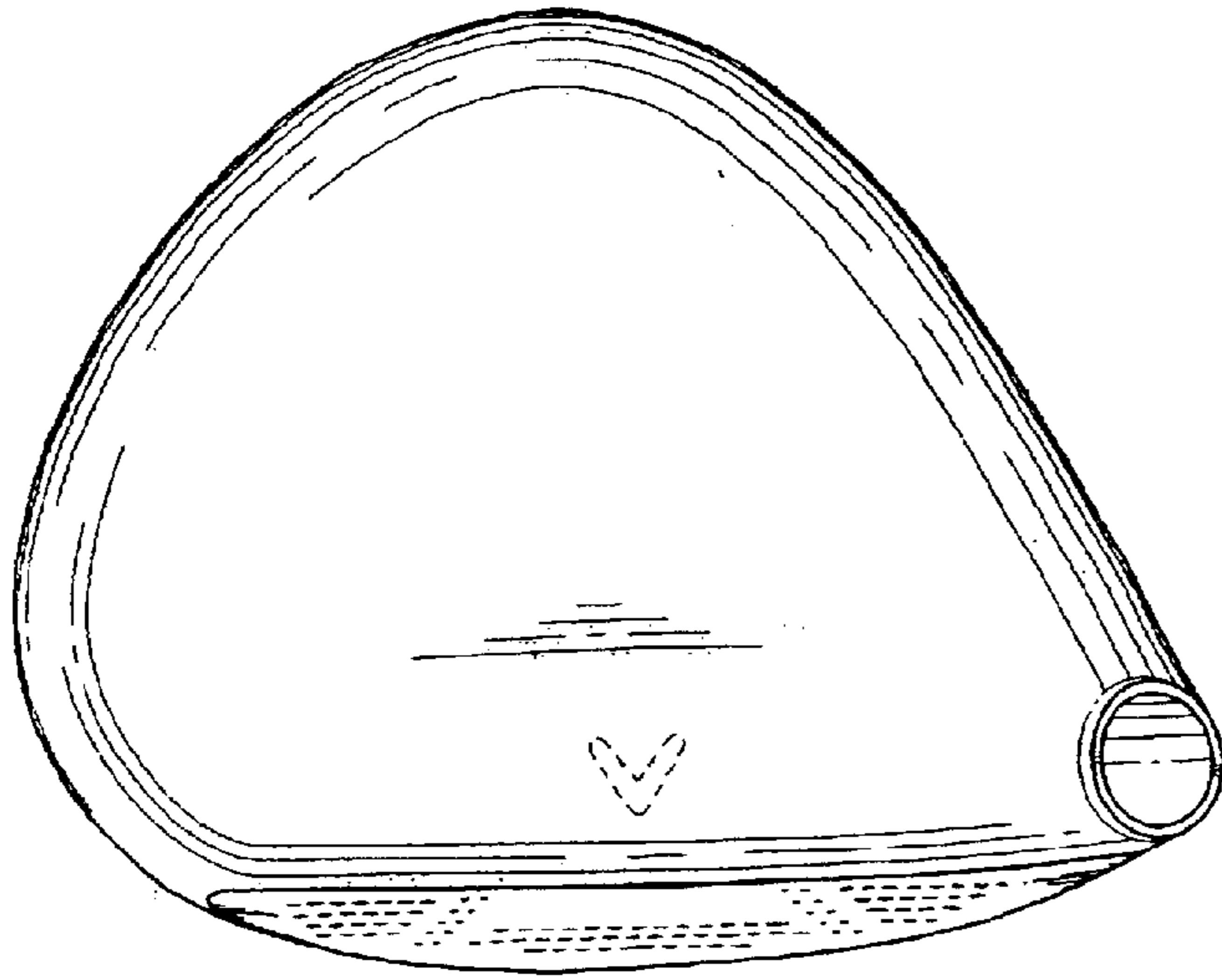


FIG. 4

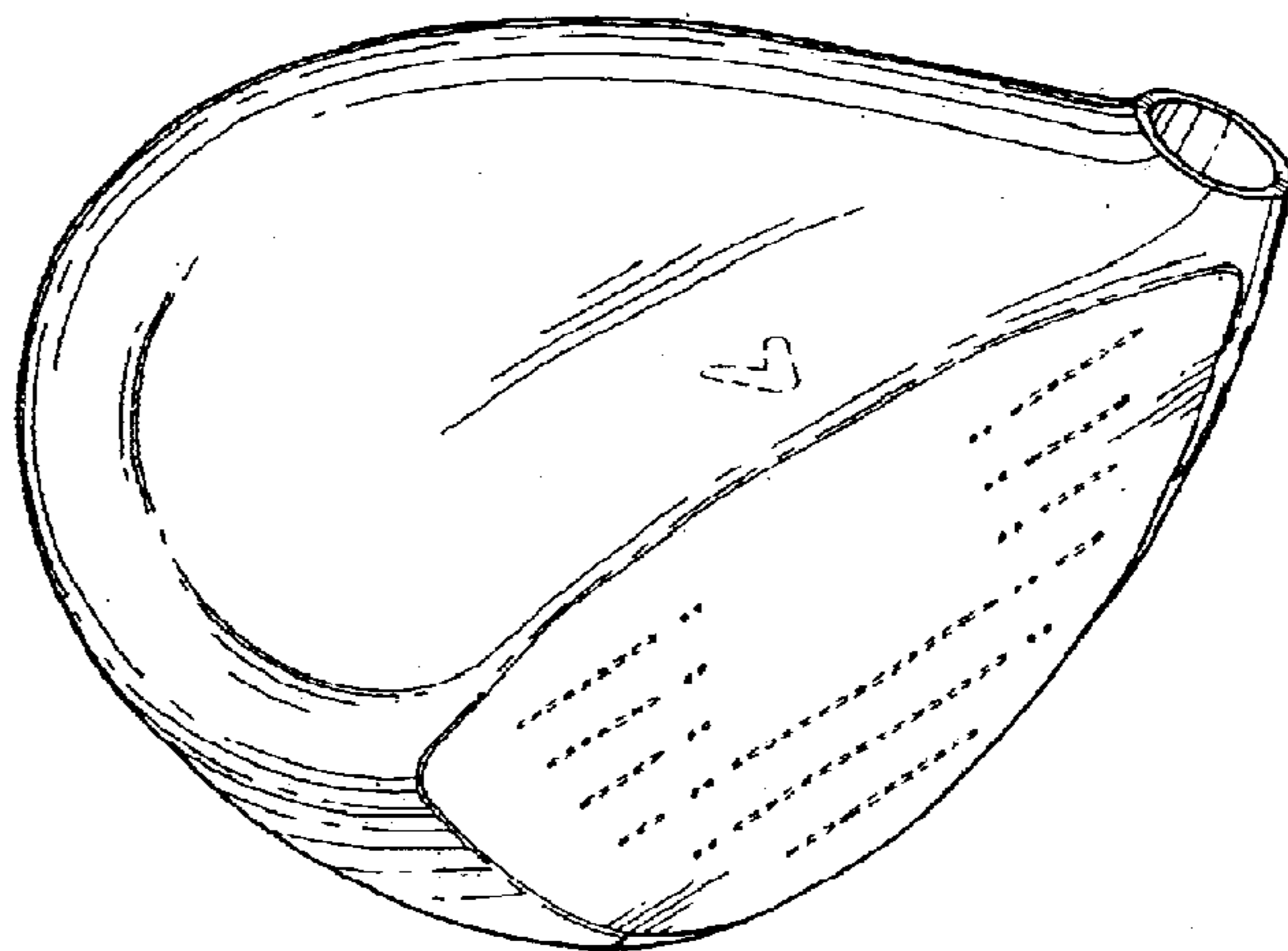


FIG. 5

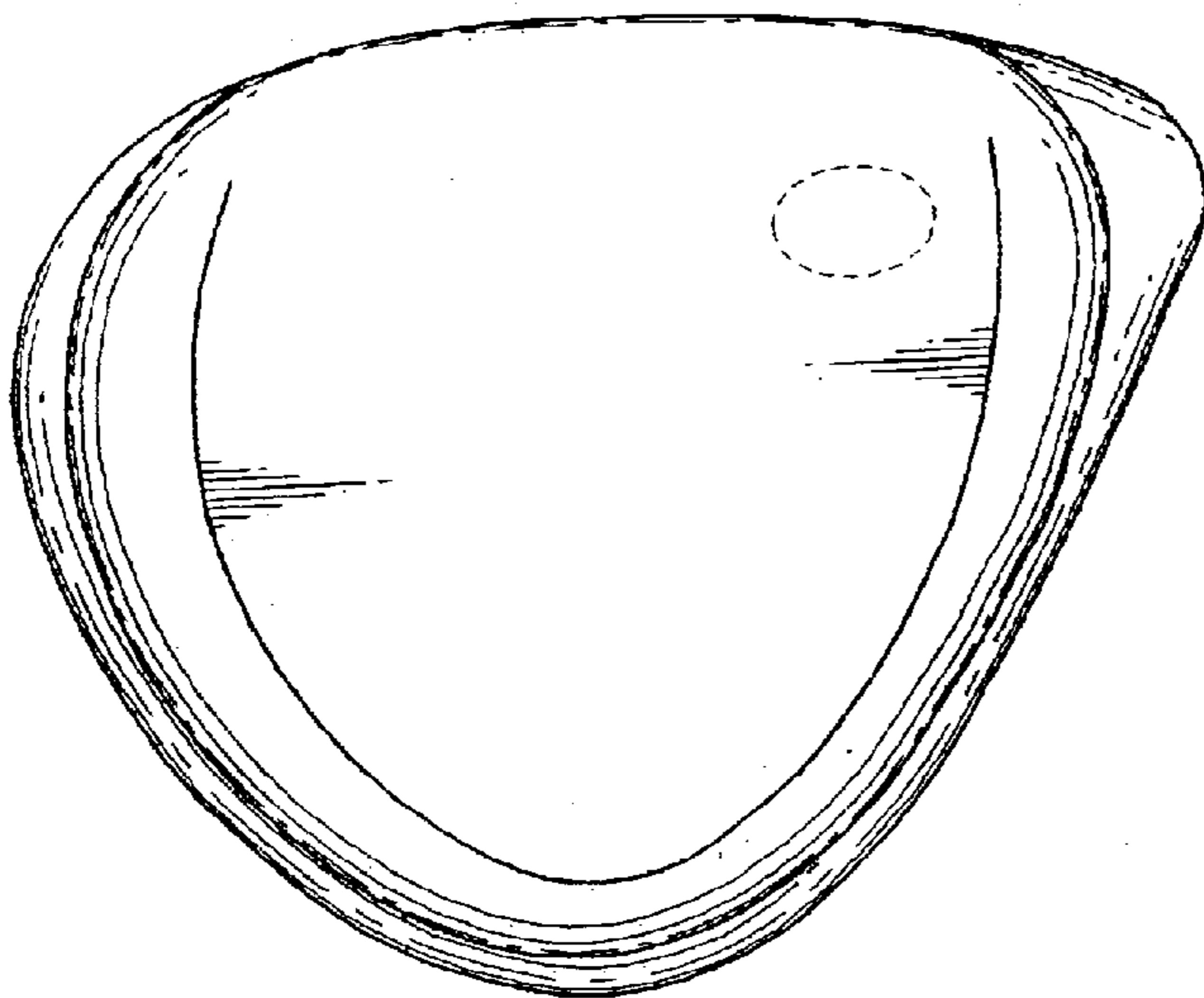


FIG. 6