



US00D481761S

(12) **United States Design Patent**
Walsh et al.

(10) **Patent No.:** **US D481,761 S**

(45) **Date of Patent:** **** Nov. 4, 2003**

(54) **VERTICAL FILE**
(75) Inventors: **Monica L. Walsh**, Madison, WI (US);
James A. Hofman, Stoughton, WI (US)
(73) Assignee: **Berol Corporation**, Freeport, IL (US)
(**) Term: **14 Years**

D349,131 S * 7/1994 Nystrom et al. D19/90
D354,312 S 1/1995 Pohlman
5,575,396 A * 11/1996 Smed 211/55 X
5,823,359 A 10/1998 Harris et al.
6,092,672 A * 7/2000 Harris et al. 211/11
6,170,677 B1 1/2001 Meltser
D437,354 S * 2/2001 Andujar D19/90
D458,640 S * 6/2002 Hofman D19/75 X
D475,411 S * 6/2003 Hardy et al. D19/90

(21) Appl. No.: **29/156,591**
(22) Filed: **Mar. 4, 2002**
(51) **LOC (7) Cl.** **19-02**
(52) **U.S. Cl.** **D19/75; D19/77; D19/90**
(58) **Field of Search** D3/306; D19/65,
D19/75, 77, 78, 81-85, 86, 90, 91, 99,
100; D6/566, 567, 570, 553, 569, 512;
211/10, 11, 13.1, 45, 50, 52, 55, 87.01,
90.03, 88.01, 126.09, 126.13; 206/214,
224, 371

OTHER PUBLICATIONS

“Eldon Hot File”, *Office Products Dealer*, Nov. 1, 1980, p. 64.

* cited by examiner

Primary Examiner—Martie K. Holtje
(74) *Attorney, Agent, or Firm*—Marshall, Gerstein & Borun LLP

(56) **References Cited**

U.S. PATENT DOCUMENTS

D62,269 S	5/1923	Beck	
D162,597 S	3/1951	Turner	
2,691,238 A	10/1954	Svatos	
2,885,088 A	5/1959	Miskin	
3,191,776 A	6/1965	Tokash	
D230,234 S	2/1974	Juhlin	
4,006,827 A *	2/1977	Riches 211/11 X
4,162,014 A	7/1979	Bobrick	
D276,777 S	12/1984	Evenson	
D299,360 S	1/1989	Klodt	
D306,041 S	2/1990	Evenson	
D313,047 S	12/1990	Evenson	
D323,190 S	1/1992	Evenson	
D330,047 S	10/1992	Evenson	
D334,306 S	3/1993	Breen	
D343,748 S	2/1994	Bittner	
D348,694 S	7/1994	Evenson	

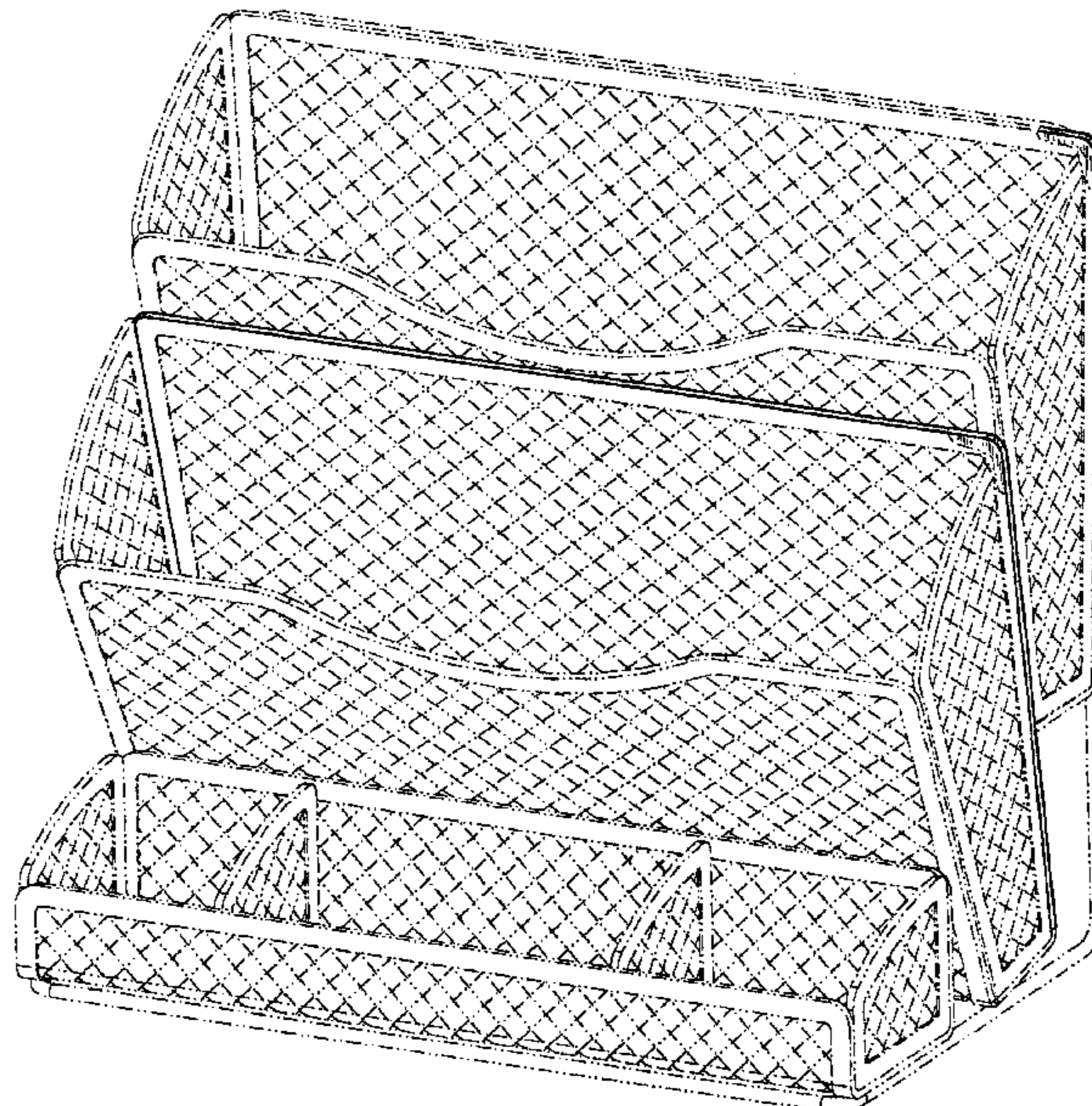
CLAIM

We claim the ornamental design for a vertical file, as shown and described.

DESCRIPTION

FIG. 1 is a front perspective view of an exemplary embodiment of an ornamental design for a vertical file;
FIG. 2 is a front elevational view thereof;
FIG. 3 is a top plan view thereof;
FIG. 4 is a right end elevational view thereof, the left end elevational view being a mirror image of the right end elevational view show;
FIG. 5 is a rear elevational view thereof; and,
FIG. 6 is a bottom plan view thereof.
The ornamental design which is claimed is shown in solid lines in the drawings. The broken lines in the drawings are for illustrative purposes only and form no part of the claimed design.

1 Claim, 4 Drawing Sheets



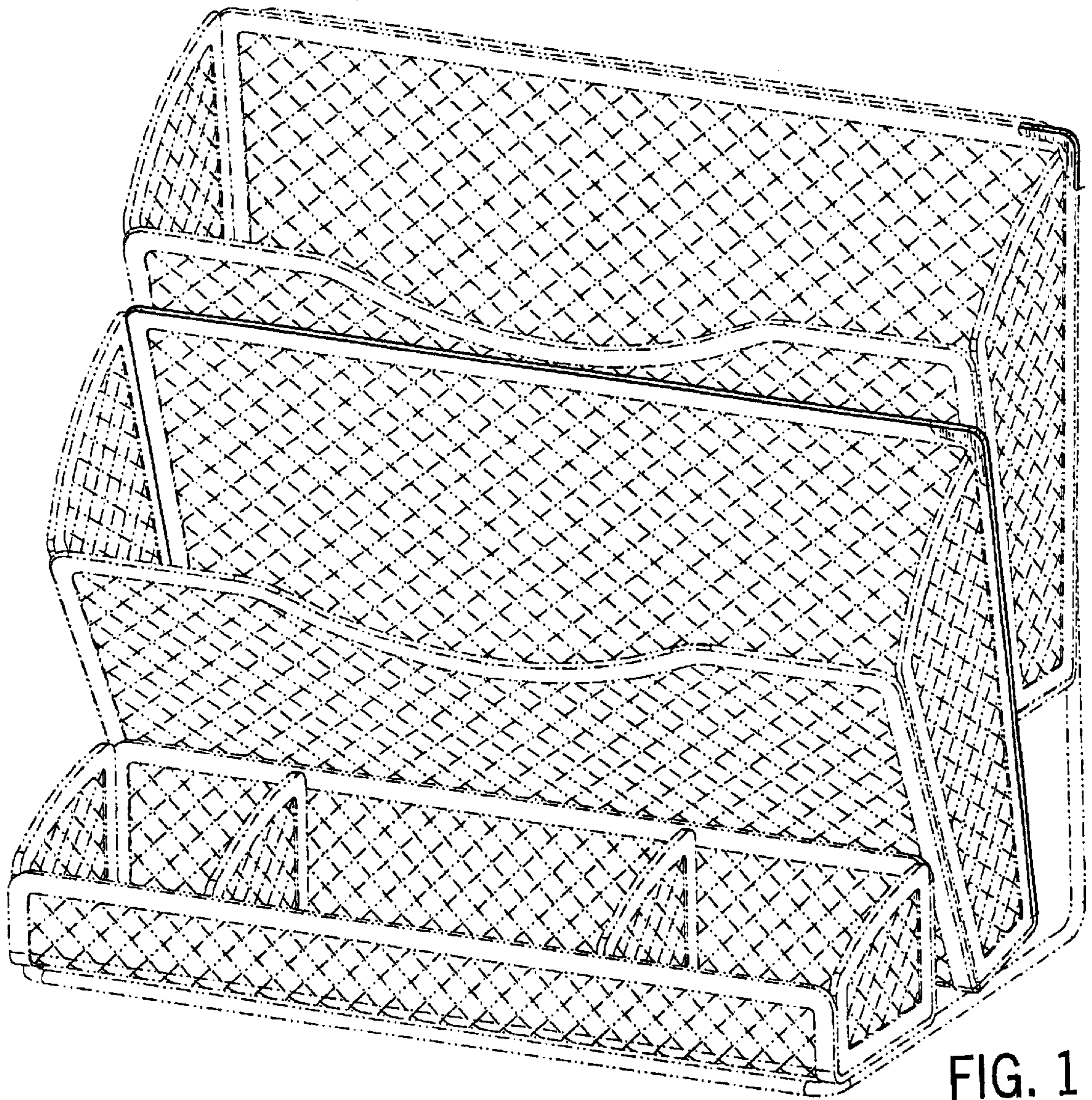


FIG. 1

FIG. 2


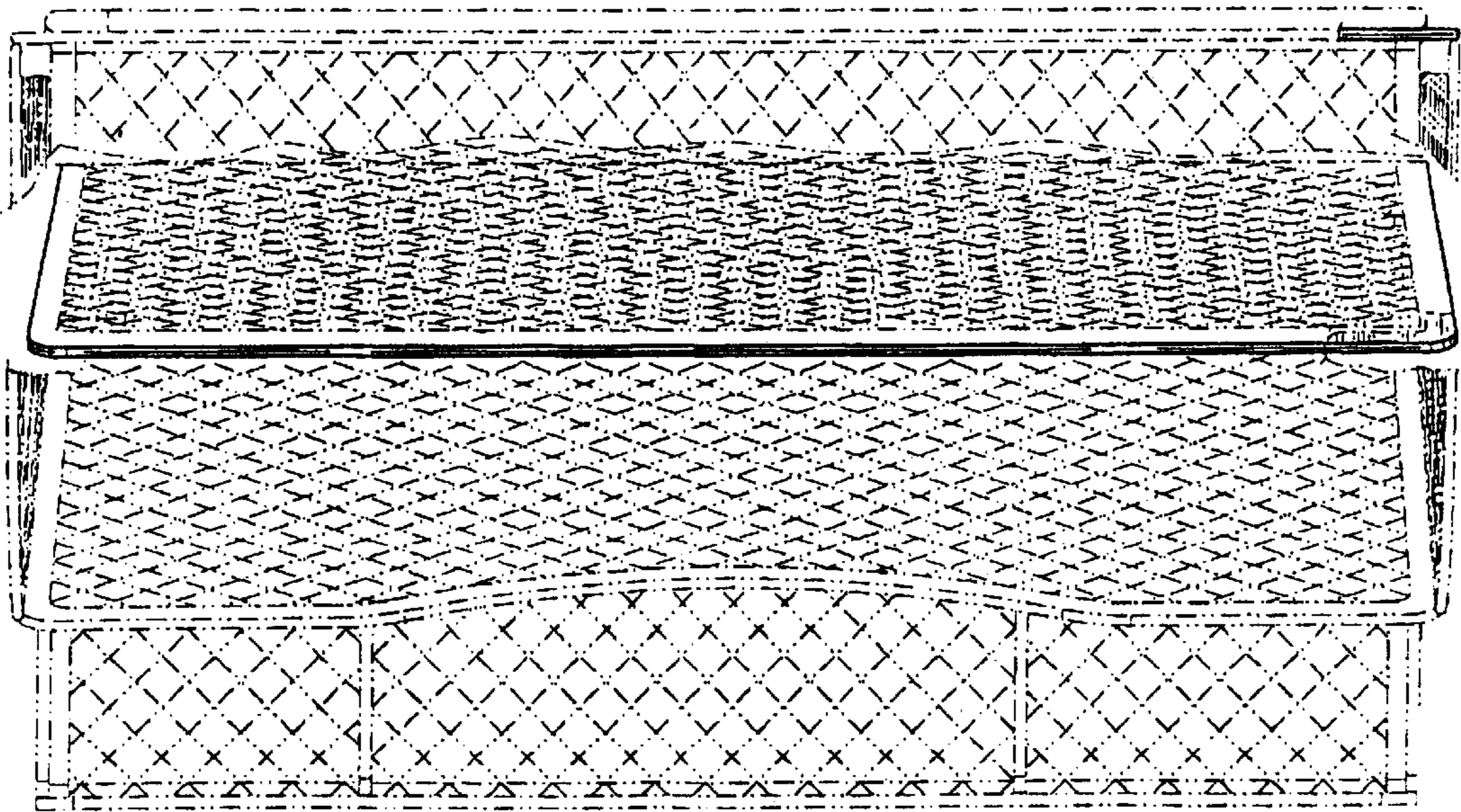


FIG. 3



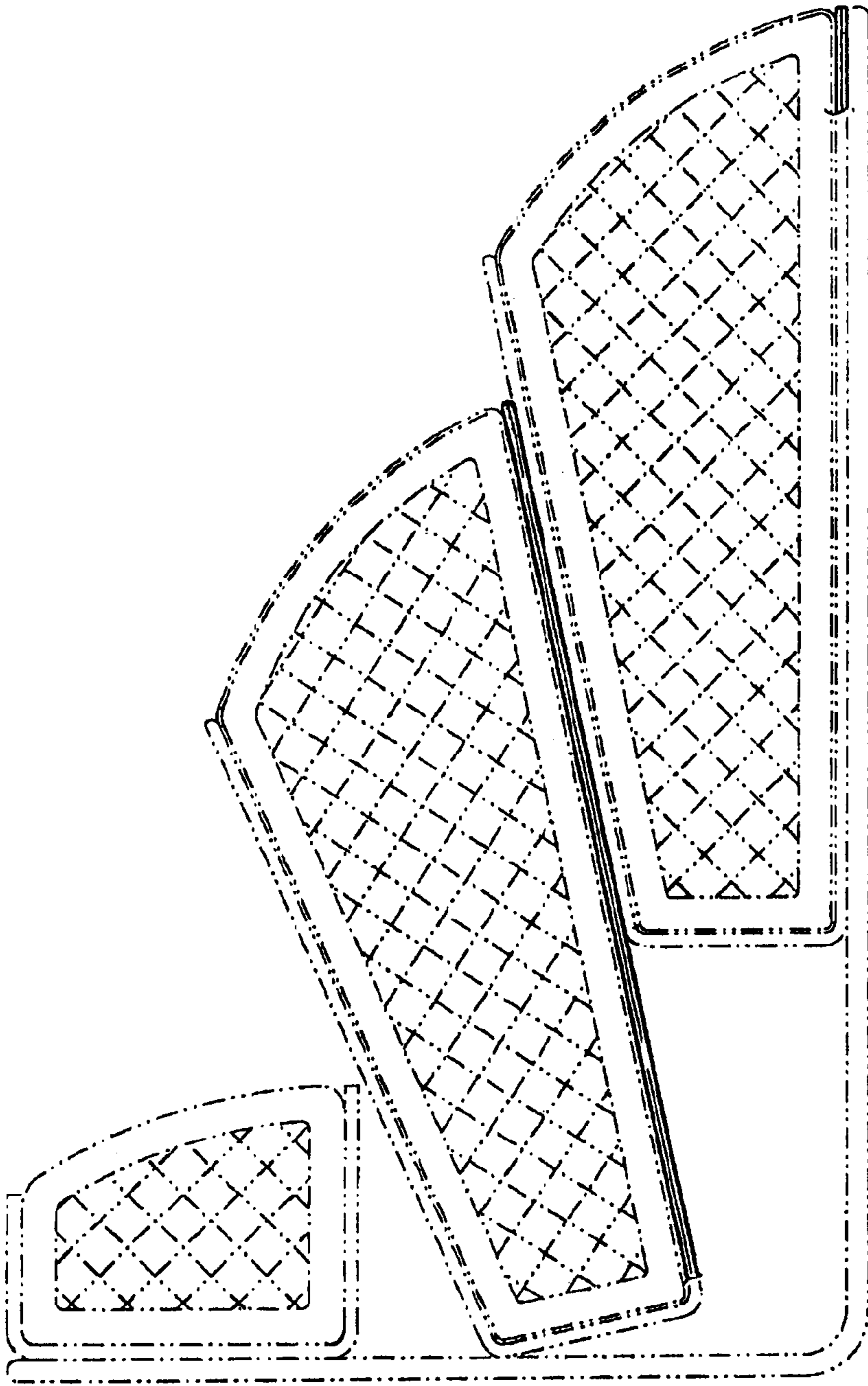


FIG. 4

FIG. 5





FIG. 6

