



US00D481748S

(12) **United States Design Patent**
Magidson

(10) **Patent No.:** **US D481,748 S**

(45) **Date of Patent:** **** Nov. 4, 2003**

(54) **EYE SHADE**

(76) **Inventor:** **Shirley Magidson**, 4671 Leahy St.,
Culver City, CA (US) 90232

(**) **Term:** **14 Years**

(21) **Appl. No.:** **29/174,209**

(22) **Filed:** **Jan. 13, 2003**

Related U.S. Application Data

(62) Division of application No. 29/151,170, filed on Oct. 31,
2001.

(51) **LOC (7) Cl.** **16-06**

(52) **U.S. Cl.** **D16/301; D16/101**

(58) **Field of Search** D16/101, 300-330;
D29/109, 110; D24/110.2, 189; 2/15, 12,
13, 206, 431, 432; 604/303; 128/858

(56) **References Cited**

U.S. PATENT DOCUMENTS

854,546 A * 5/1907 Verdeau 2/206
D112,614 S * 12/1938 Payne D16/311
3,195,539 A * 7/1965 Hyman 604/303

3,526,449 A * 9/1970 Bolle et al. 351/41
4,122,847 A * 10/1978 Craig 2/15
D251,576 S * 4/1979 Geenen-Megens D16/301
D313,125 S * 12/1990 Gordon D16/301

* cited by examiner

Primary Examiner—Raphael Barkai

(74) *Attorney, Agent, or Firm*—Blakely Sokoloff Taylor &
Zafman LLP

(57) **CLAIM**

The ornamental design for an “eye shade”, as shown and
described.

DESCRIPTION

FIG. 1 is a perspective view of an “eye shade” showing my
new design;

FIG. 2 is a front view of the “eye shade” of FIG. 1;

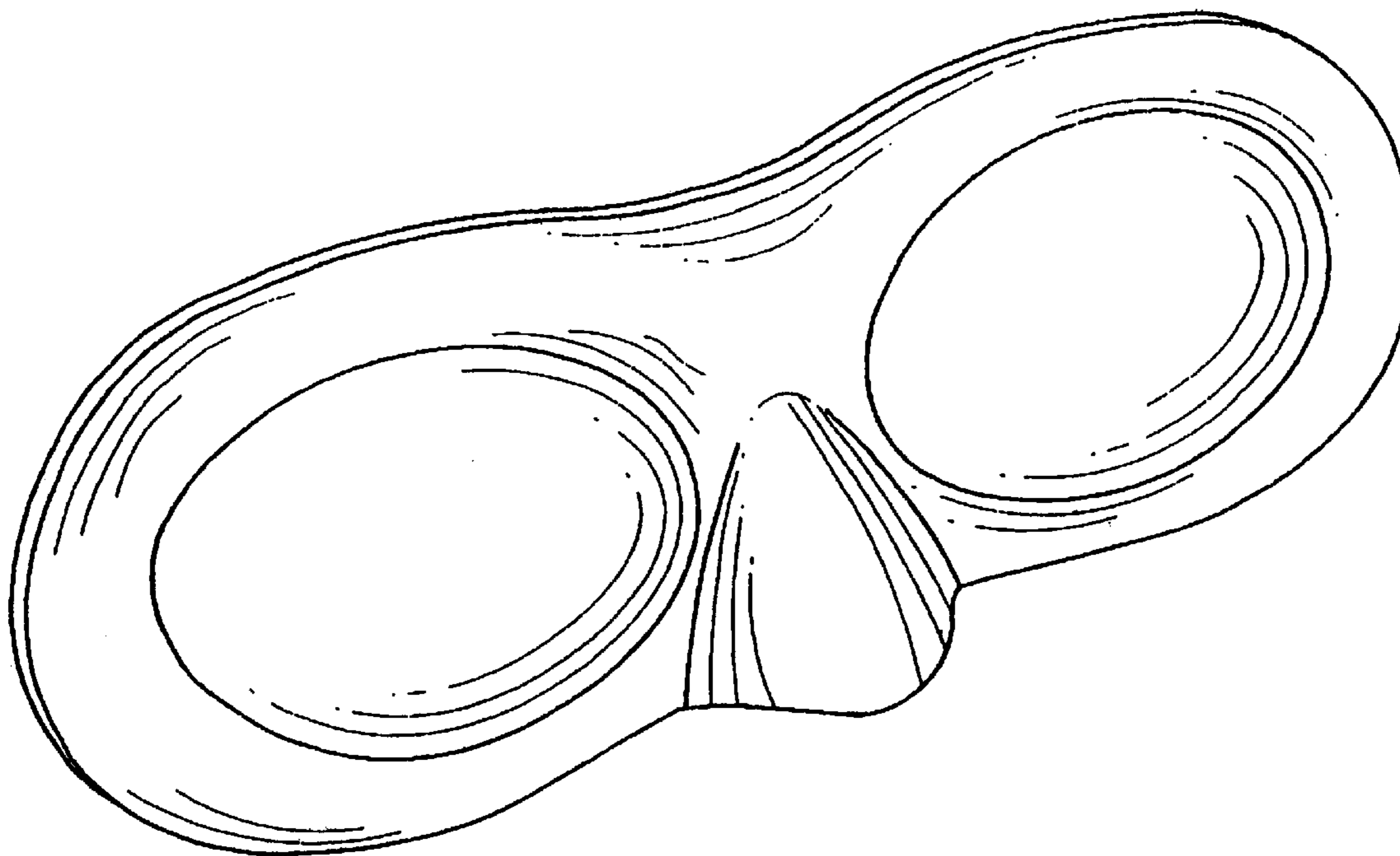
FIG. 3 is a top plan view of the “eye shade” of FIG. 1;

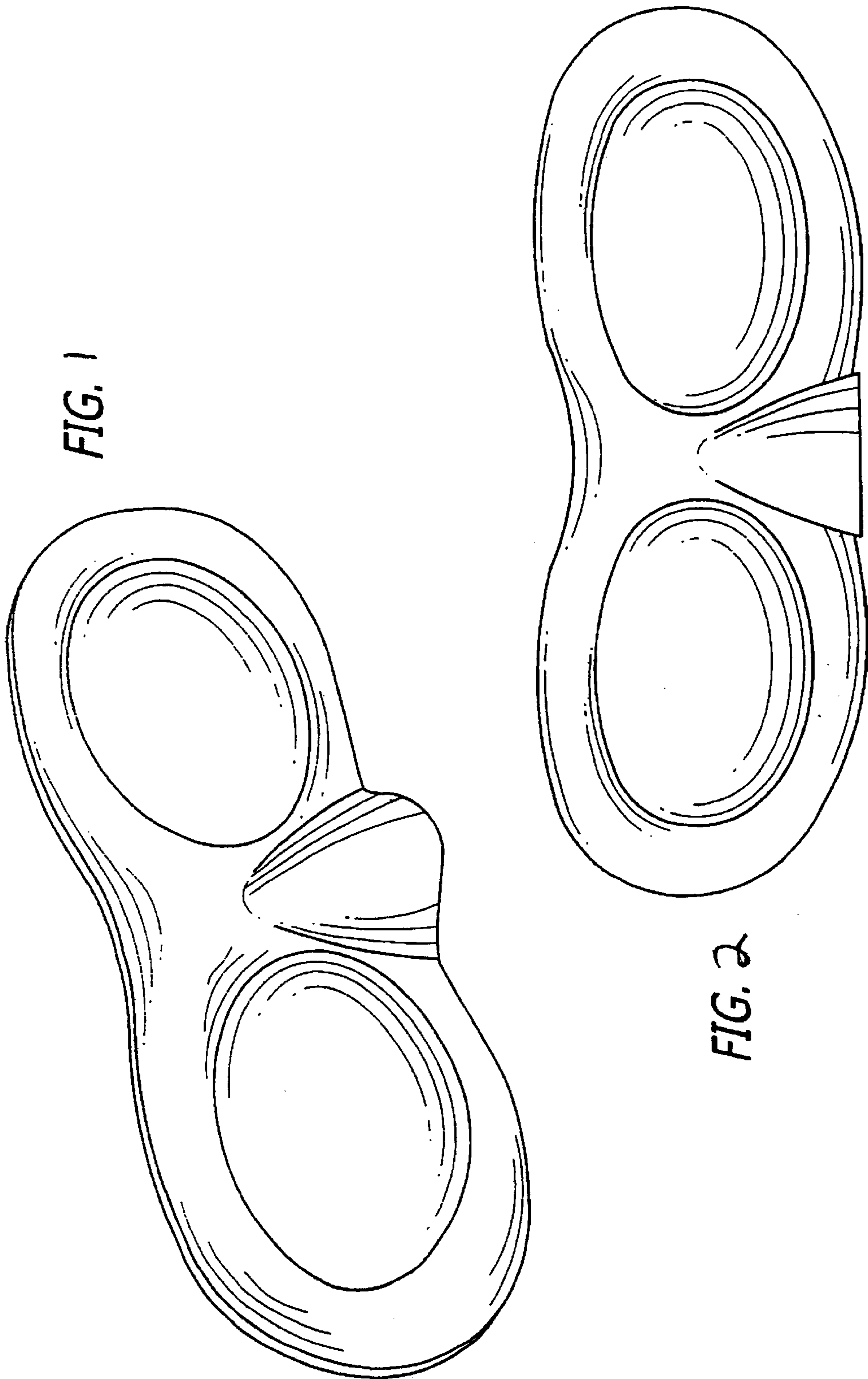
FIG. 4 is a rear elevational view of the “eye shade” of FIG.
1;

FIG. 5 is a left side elevational view of the “eye shade” of
FIG. 1; and,

FIG. 6 is a bottom plan view of the “eye shade” of FIG. 1.

1 Claim, 2 Drawing Sheets





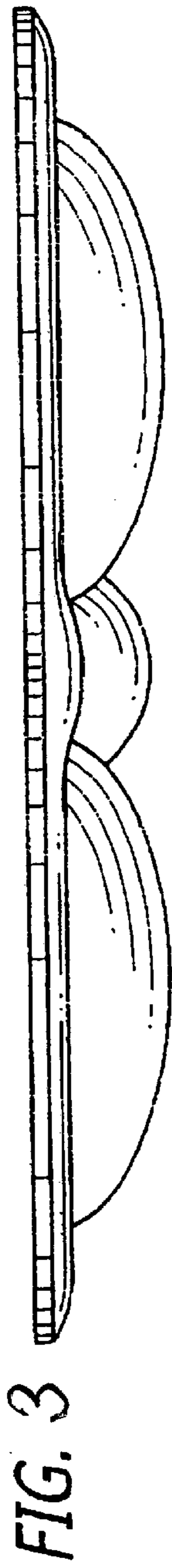


FIG. 5

