



US00D481742S

(12) **United States Design Patent**  
**DeBontridder**

(10) **Patent No.:** **US D481,742 S**

(45) **Date of Patent:** **\*\* Nov. 4, 2003**

(54) **REFRIGERATED SHELVING**

(75) **Inventor:** **Lutgard DeBontridder, Roeselare (BE)**

(73) **Assignee:** **North Atlantic Patent & Investment Holding S.A., Luxembourg (LU)**

(\*\*) **Term:** **14 Years**

(21) **Appl. No.:** **29/171,703**

(22) **Filed:** **Nov. 27, 2002**

(30) **Foreign Application Priority Data**

May 27, 2002 (WO) ..... DM/060 907

(51) **LOC (7) Cl.** ..... **15-07**

(52) **U.S. Cl.** ..... **D15/81**

(58) **Field of Search** ..... D15/79, 81; D6/470, D6/479; 312/114, 116, 236, 126, 128; 62/440, 441, 246, 256, 401, 408; 211/59.2, 59.3

(56) **References Cited**

**U.S. PATENT DOCUMENTS**

3,063,256 A \* 11/1962 Lamb ..... 62/256

D352,850 S \* 11/1994 Fujii ..... D6/479  
D386,502 S \* 11/1997 Sholl ..... D15/79  
D398,791 S \* 9/1998 Brancheau et al. .... D6/470  
D438,879 S \* 3/2001 Tombs ..... D15/81

\* cited by examiner

*Primary Examiner*—Mitchell Siegel

(74) *Attorney, Agent, or Firm*—Kirschstein, et al.


(57) **CLAIM**

The ornamental design for refrigerated shelving, as shown and described.

**DESCRIPTION**

FIG. 1 is a perspective view of a refrigerated shelving according to the design of my invention;  
FIG. 2 is a top plan view thereof;  
FIG. 3 is a bottom plan view thereof;  
FIG. 4 is a front elevational view thereof;  
FIG. 5 is a right side elevational view thereof, the left side being a mirror image; and,  
FIG. 6 is a rear elevational view thereof.

**1 Claim, 2 Drawing Sheets**






FIG. 1

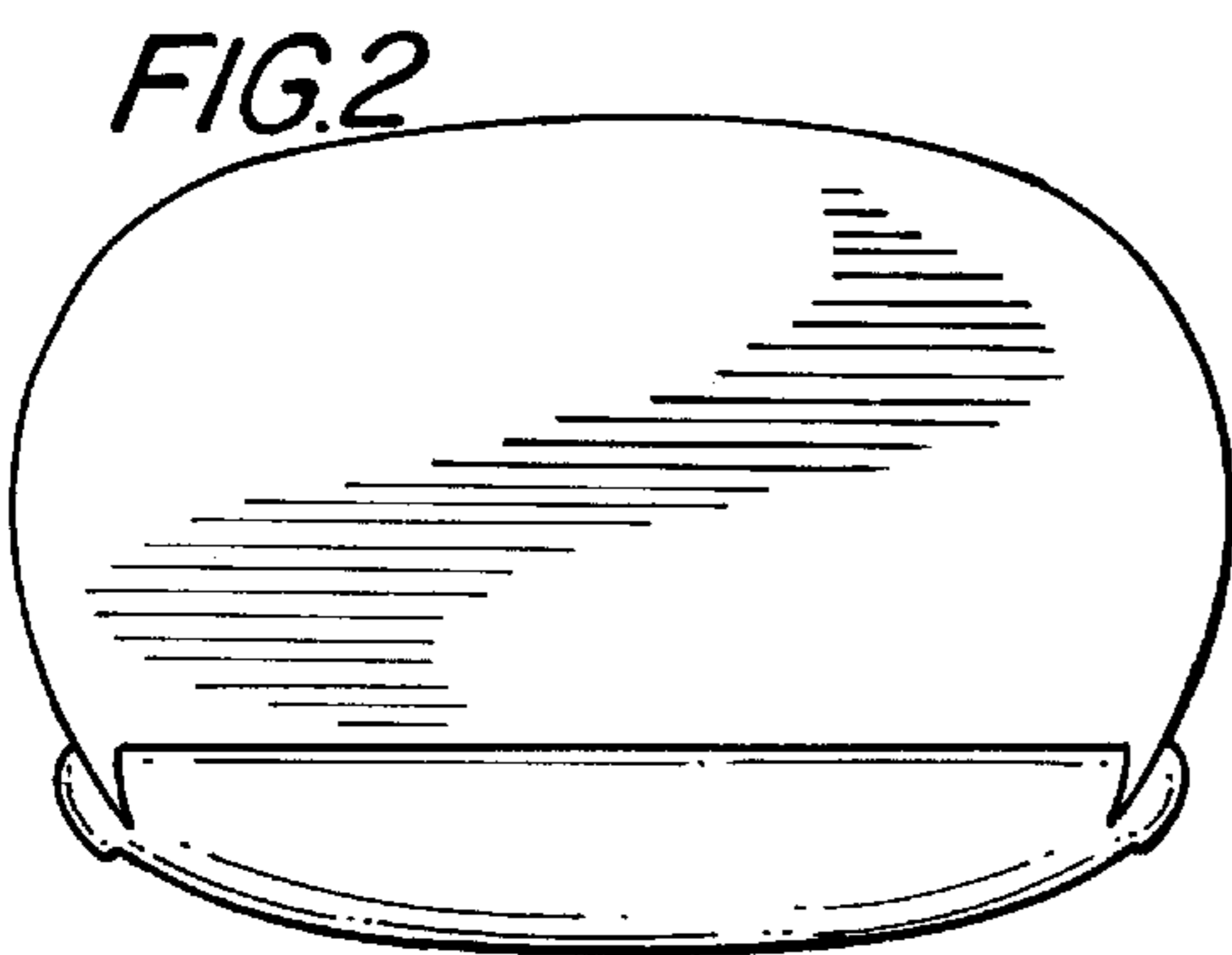


FIG. 2

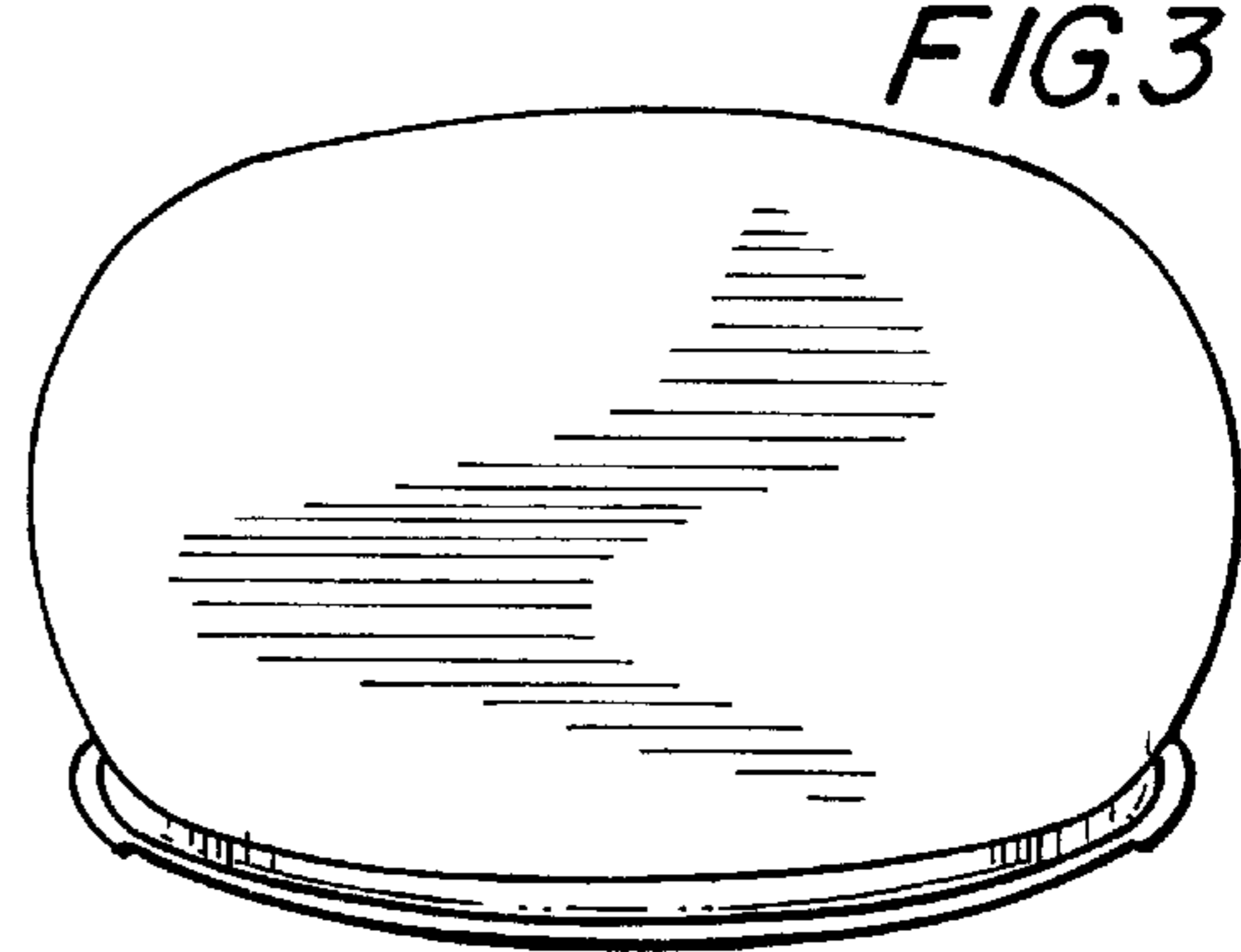


FIG. 3

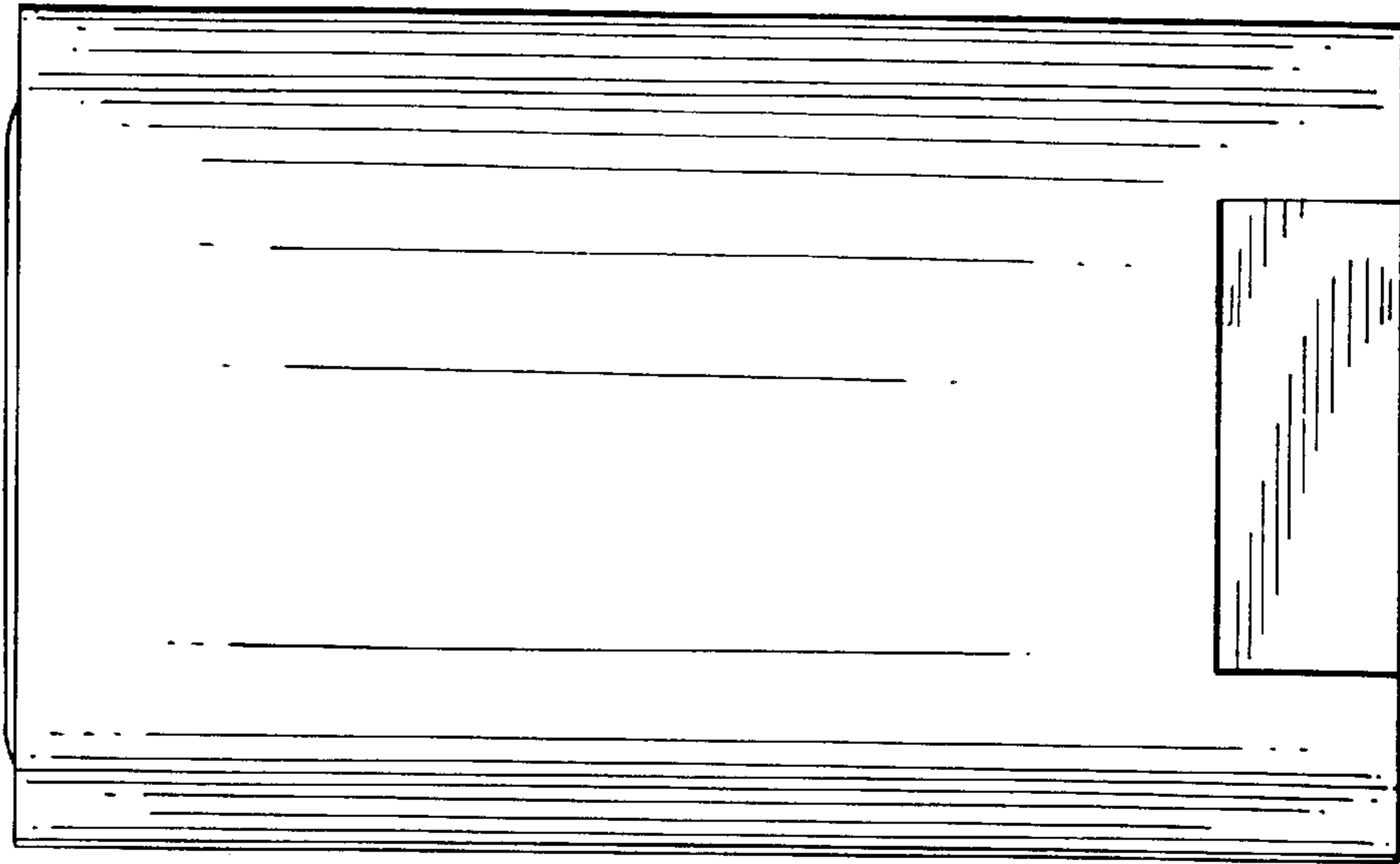


FIG. 6




FIG. 5

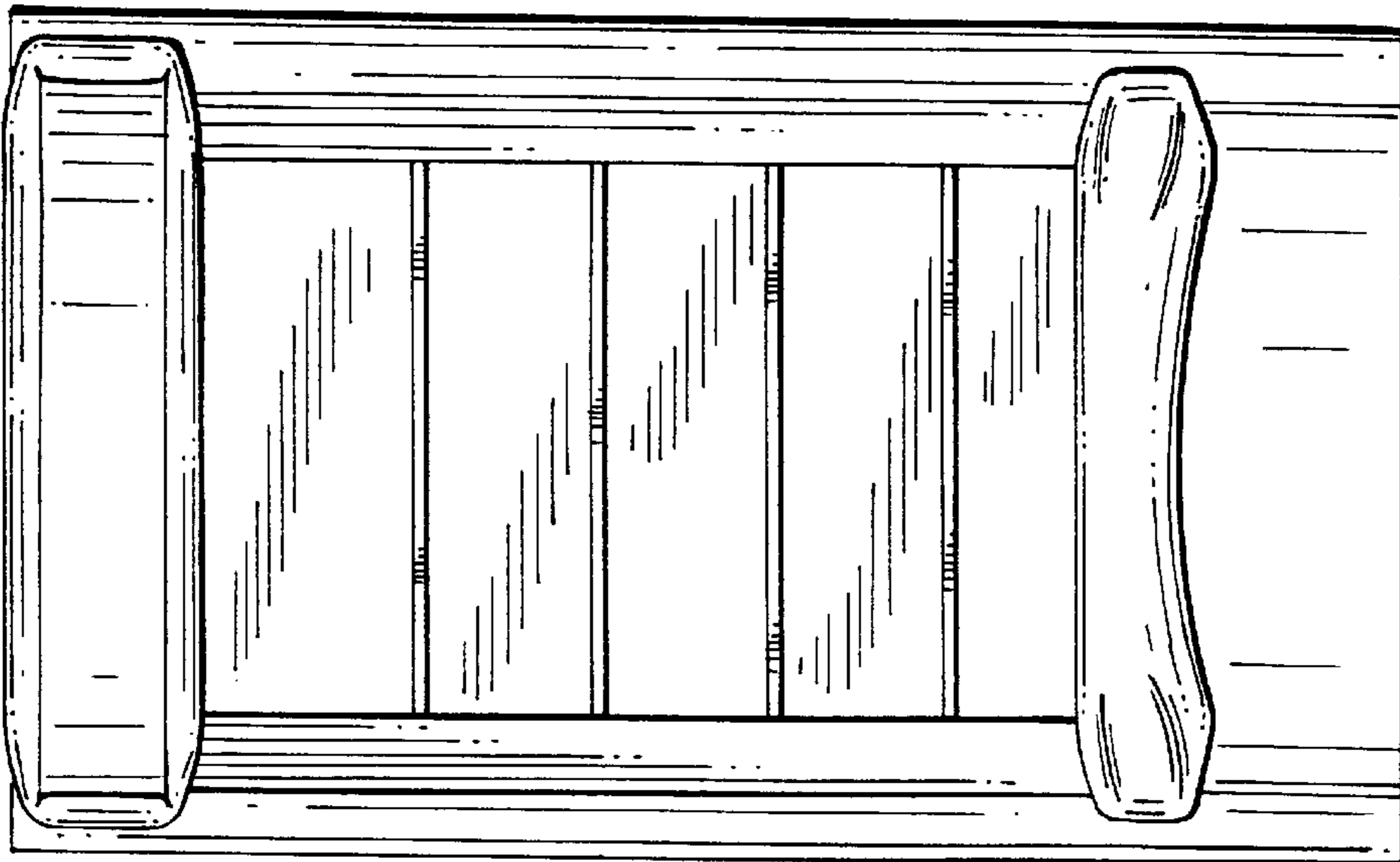


FIG. 4