



US00D481728S

(12) **United States Design Patent**
Olson et al.

(10) **Patent No.:** **US D481,728 S**

(45) **Date of Patent:** **** Nov. 4, 2003**

(54) **LIQUID CRYSTAL DISPLAY**

(75) Inventors: **Mark H. Olson**, Sunnyvale, CA (US);
Jeff Wyatt, Sunnyvale, CA (US);
Michael Voege, Sunnyvale, CA (US);
Luke Williams, Sunnyvale, CA (US);
Garth Gibby, Sunnyvale, CA (US);
Ethan Imboden, Sunnyvale, CA (US);
Ana Reza, Sunnyvale, CA (US)

(73) Assignee: **Hannspree, Inc.** (TW)

(**) Term: **14 Years**

(21) Appl. No.: **29/169,777**

(22) Filed: **Oct. 25, 2002**

(51) **LOC (7) Cl.** **14-02**

(52) **U.S. Cl.** **D14/375**

(58) **Field of Search** D14/371-382,
D14/125-129; 248/917-924; 341/12; 345/104,
156, 168, 173, 87; 348/180, 184, 325, 739;
349/1, 2, 11, 62

(56) **References Cited**

U.S. PATENT DOCUMENTS

D424,538 S * 5/2000 Hayashi et al. D14/374
D429,227 S * 8/2000 Shimizu D14/126

* cited by examiner

Primary Examiner—Freda Nunn

(74) *Attorney, Agent, or Firm*—Merchant & Gould LLC

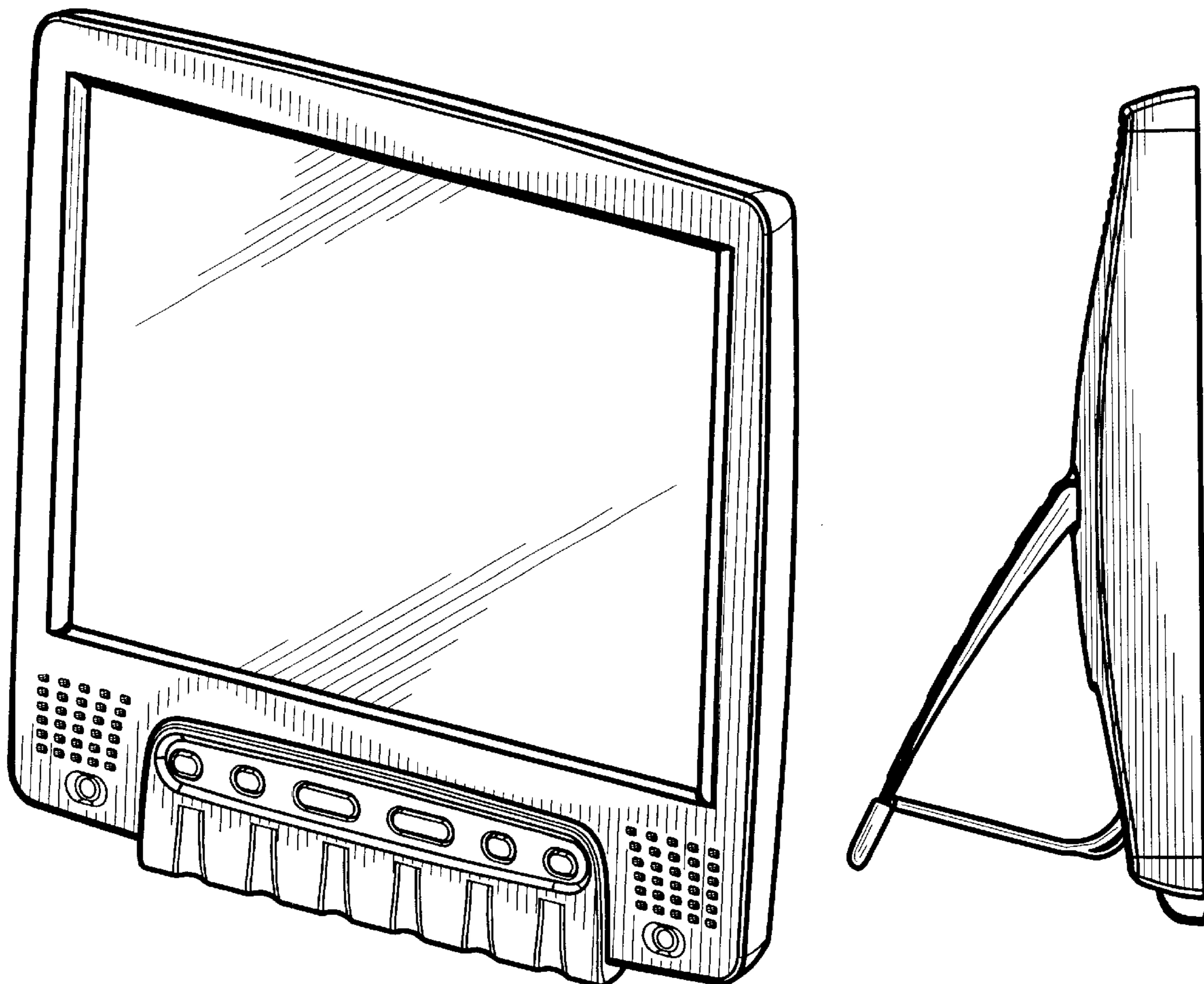
(57) **CLAIM**

The ornamental design for a liquid crystal display, as shown and described.

DESCRIPTION

FIG. 1 is a front perspective view thereof;
FIG. 2 is a right side elevational view thereof;
FIG. 3 is a top plane view thereof;
FIG. 4 is a front elevational view thereof;
FIG. 5 is a bottom plane view thereof;
FIG. 6 is a left side elevational view thereof; and,
FIG. 7 is a rear elevational view thereof.

1 Claim, 7 Drawing Sheets






Fig. 1

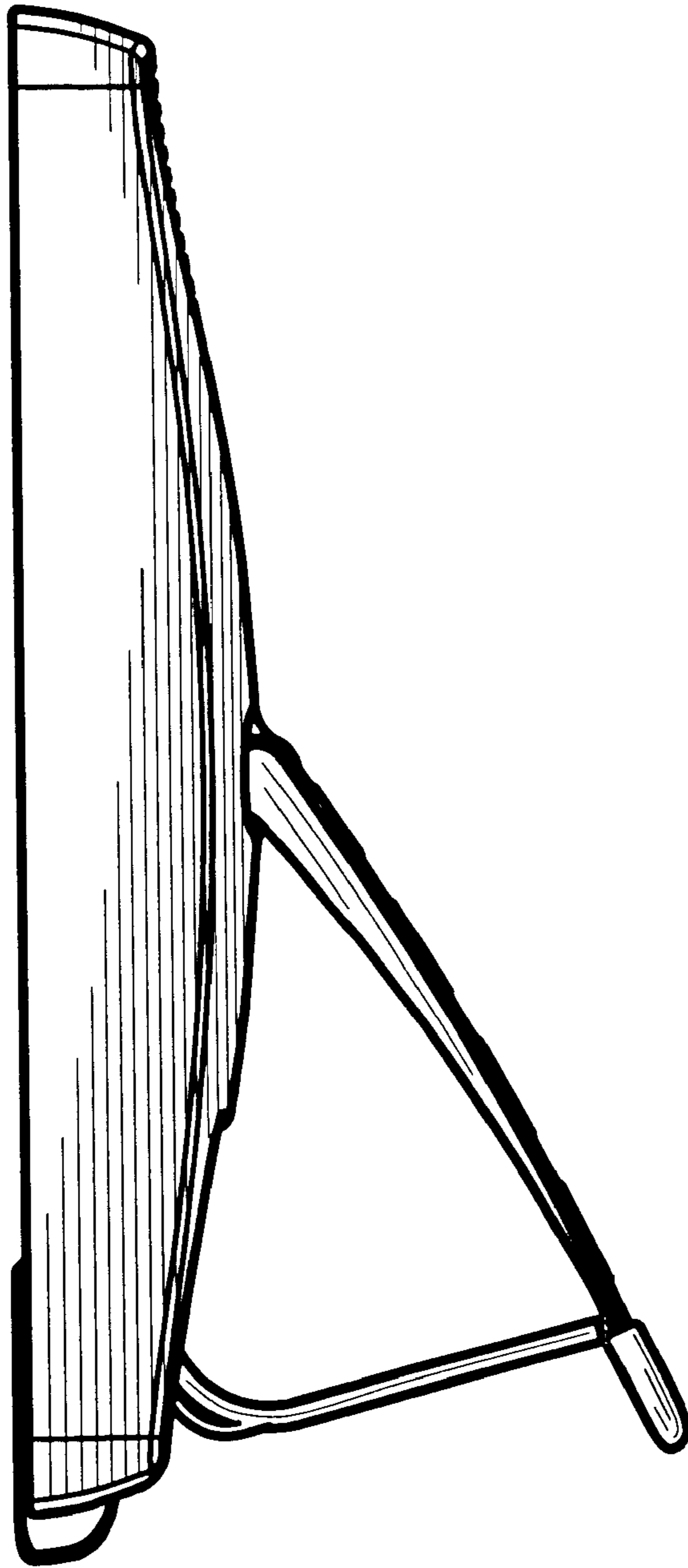


Fig. 2




Fig. 3




Fig. 4

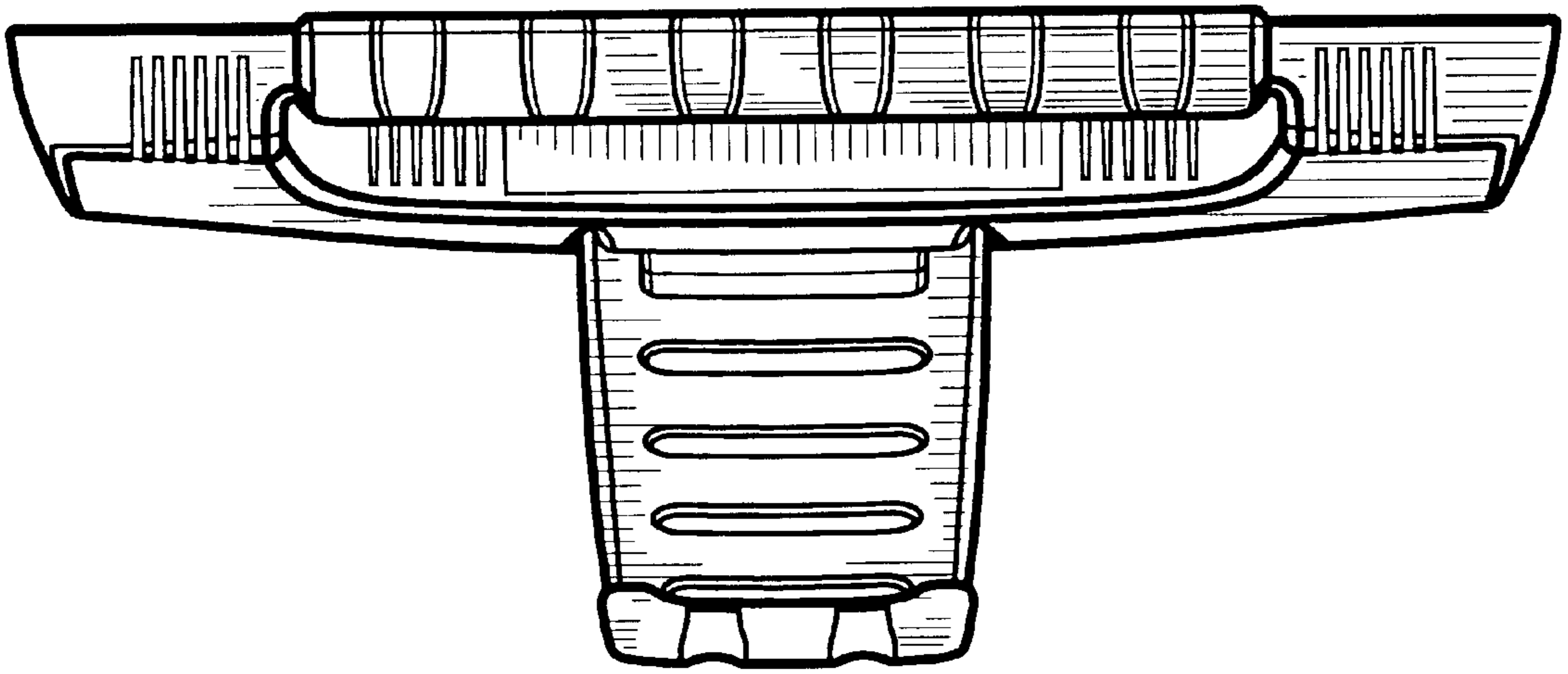


Fig. 5

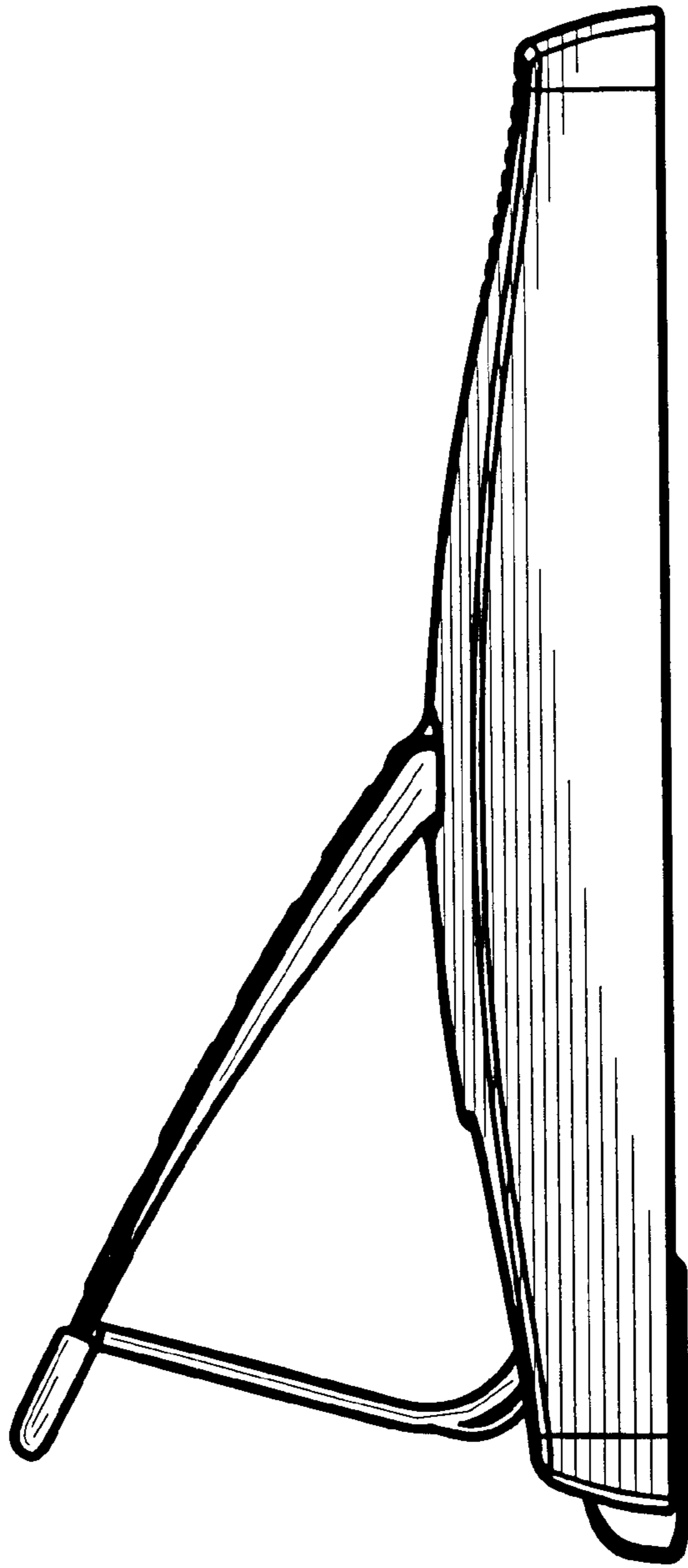


Fig. 6




Fig. 7