



US00D481701S

(12) **United States Design Patent**  
**Kamezawa et al.**

(10) **Patent No.:** **US D481,701 S**

(45) **Date of Patent:** **\*\* Nov. 4, 2003**

(54) **TELEPHONE**

(75) Inventors: **Hiroshi Kamezawa**, Usiku (JP);  
**Yuichiro Shibata**, Abiko (JP); **Takeshi Nakatani**, Setagaya-ku (JP); **Takayuki Yoshimoto**, Yokohama (JP)

(73) Assignee: **NEC Infrontia Corporation**, Kawasaki (JP)

(\*\*) Term: **14 Years**

(21) Appl. No.: **29/166,319**

(22) Filed: **Aug. 27, 2002**

(30) **Foreign Application Priority Data**

Feb. 28, 2002 (JP) ..... 2002-005163

(51) **LOC (7) Cl.** ..... **14-03**

(52) **U.S. Cl.** ..... **D14/151**

(58) **Field of Search** ..... D14/149-151,  
D14/143, 144, 241, 130, 329, 330; 379/202,  
420.01, 420.02, 420.03, 428.01, 428.02,  
482.03, 433.01, 433.02, 433.03, 434, 436

(56) **References Cited**

**U.S. PATENT DOCUMENTS**

D282,066 S \* 1/1986 Menei et al. .... D14/151  
D303,386 S \* 9/1989 Iino ..... D14/142  
D342,252 S \* 12/1993 Akatsu et al. .... D14/151

D404,732 S \* 1/1999 Mason et al. .... D14/151  
D413,120 S \* 8/1999 Girardi et al. .... D14/151  
D431,540 S \* 10/2000 Morisue et al. .... D14/151  
D437,840 S \* 2/2001 Korby et al. .... D14/151  
D449,287 S \* 10/2001 Jauregui et al. .... D14/151

\* cited by examiner

*Primary Examiner*—Janice E. Seeger

(74) *Attorney, Agent, or Firm*—Sughrue Mion, PLLC

(57) **CLAIM**

The ornamental design for a telephone, as shown and described.

**DESCRIPTION**

FIG. 1 is a front elevational view of a telephone showing our new design;

FIG. 2 is a rear elevational view thereof;

FIG. 3 is a left side elevational view thereof;

FIG. 4 is a right side elevational view thereof;

FIG. 5 is a top plan view thereof;

FIG. 6 is a bottom plan view thereof;

FIG. 7 is a perspective view of the top, front and right side thereof;

FIG. 8 is a plan view similar to FIG. 5 with the receiver removed from the stand; and,

FIG. 9 is a right side view similar to FIG. 4 with the display panel pivoted.

**1 Claim, 4 Drawing Sheets**



FIG. 1




FIG. 2

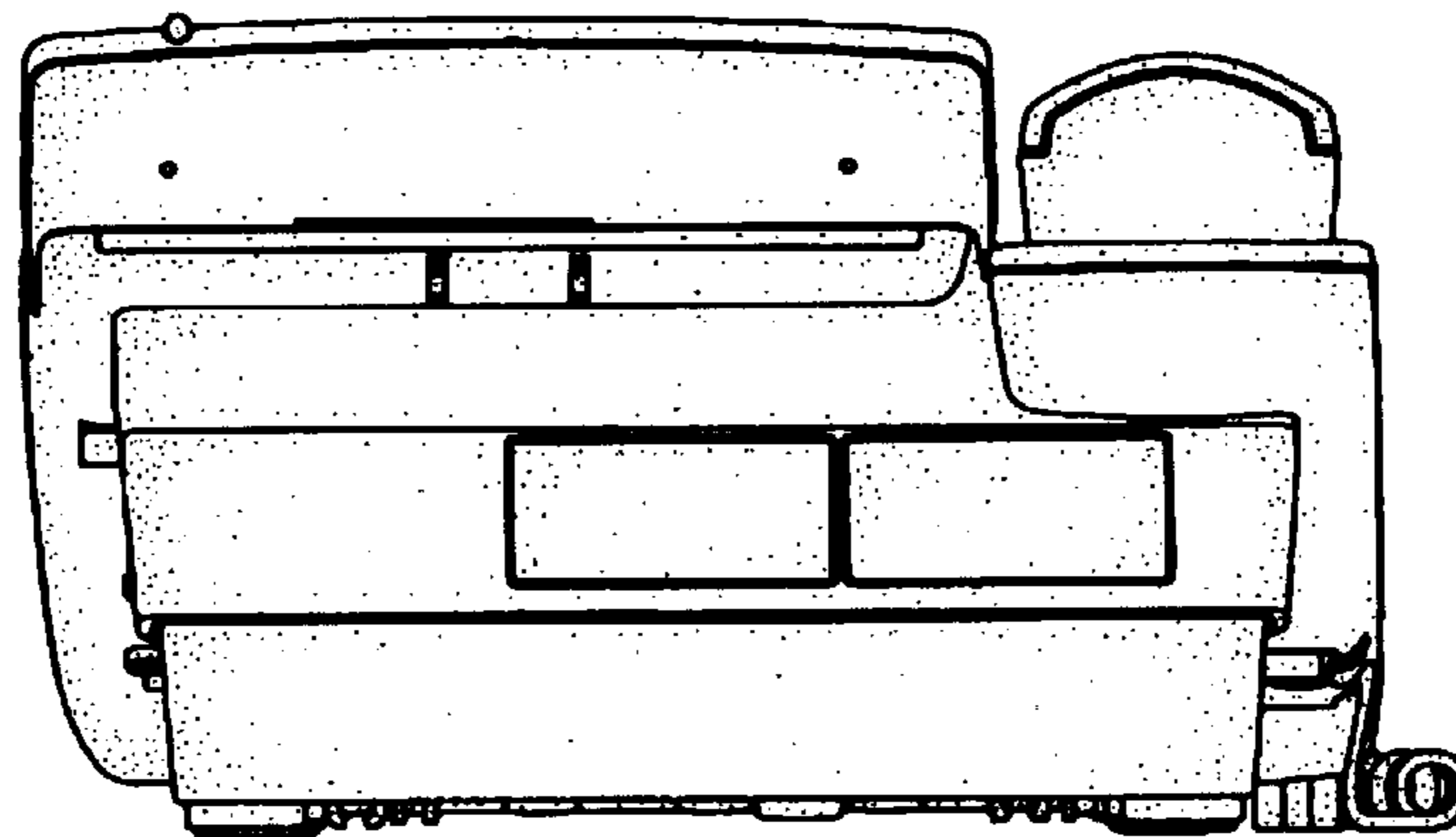


FIG. 3

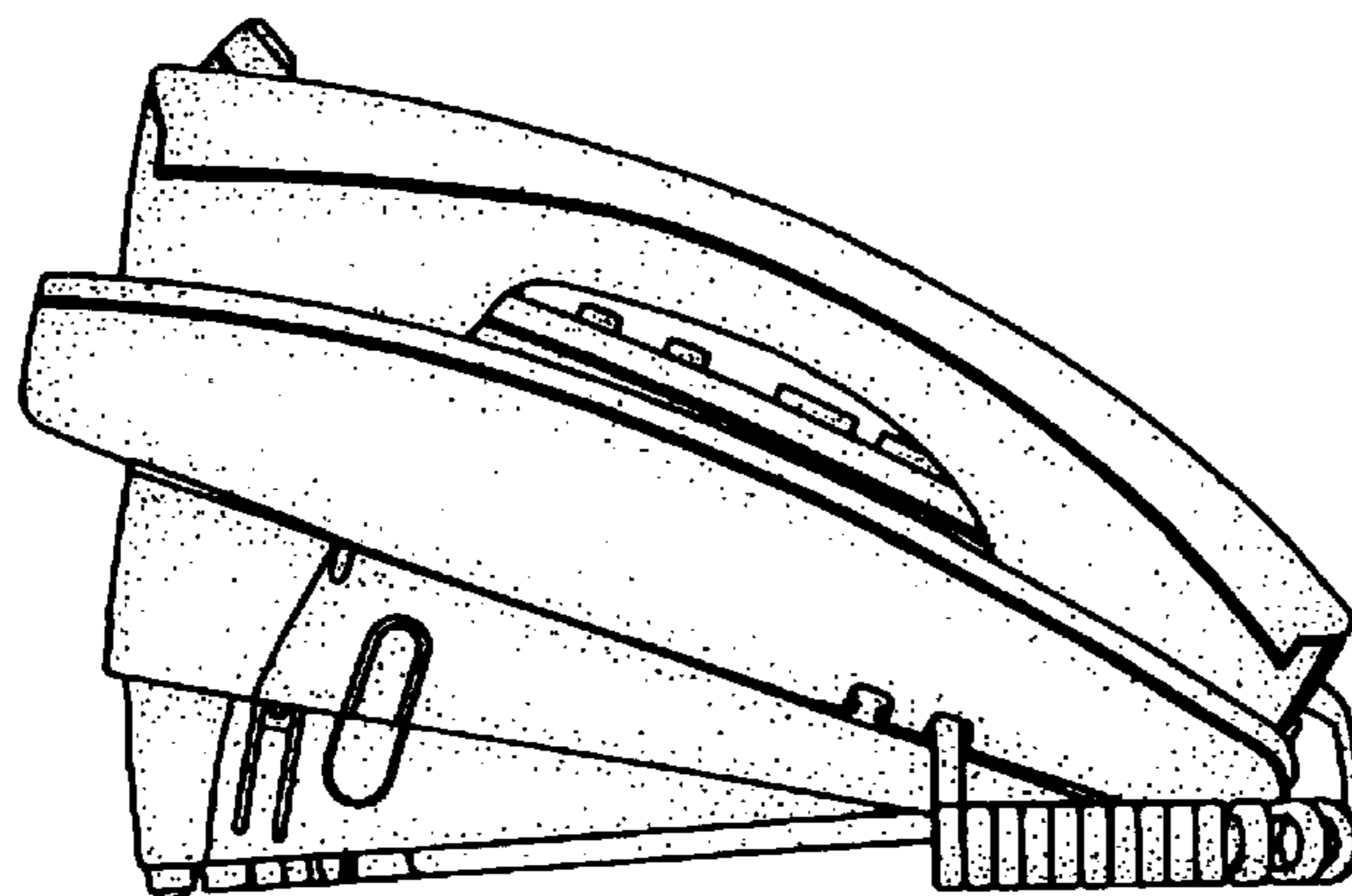


FIG. 4

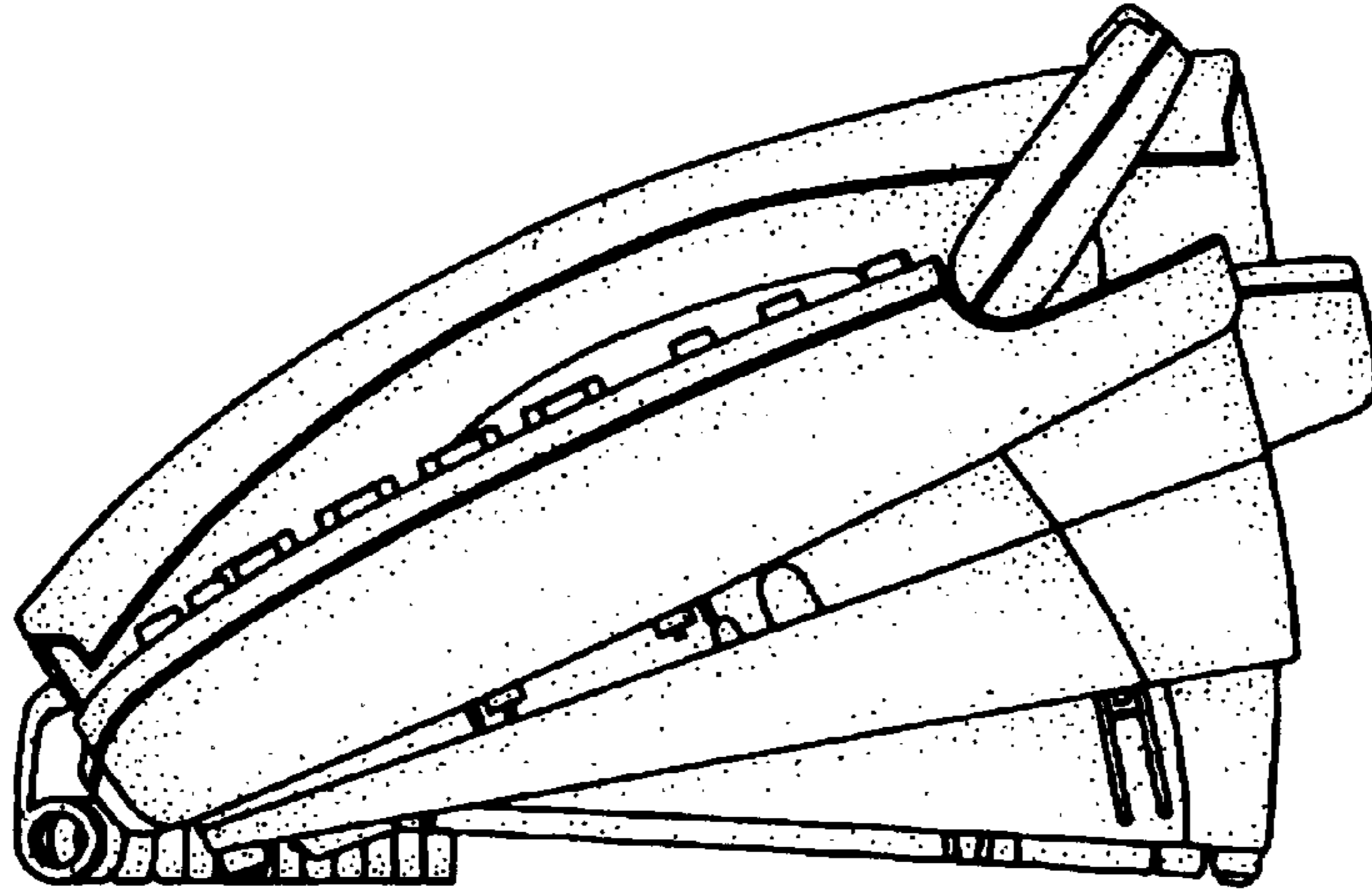


FIG. 5




FIG. 6

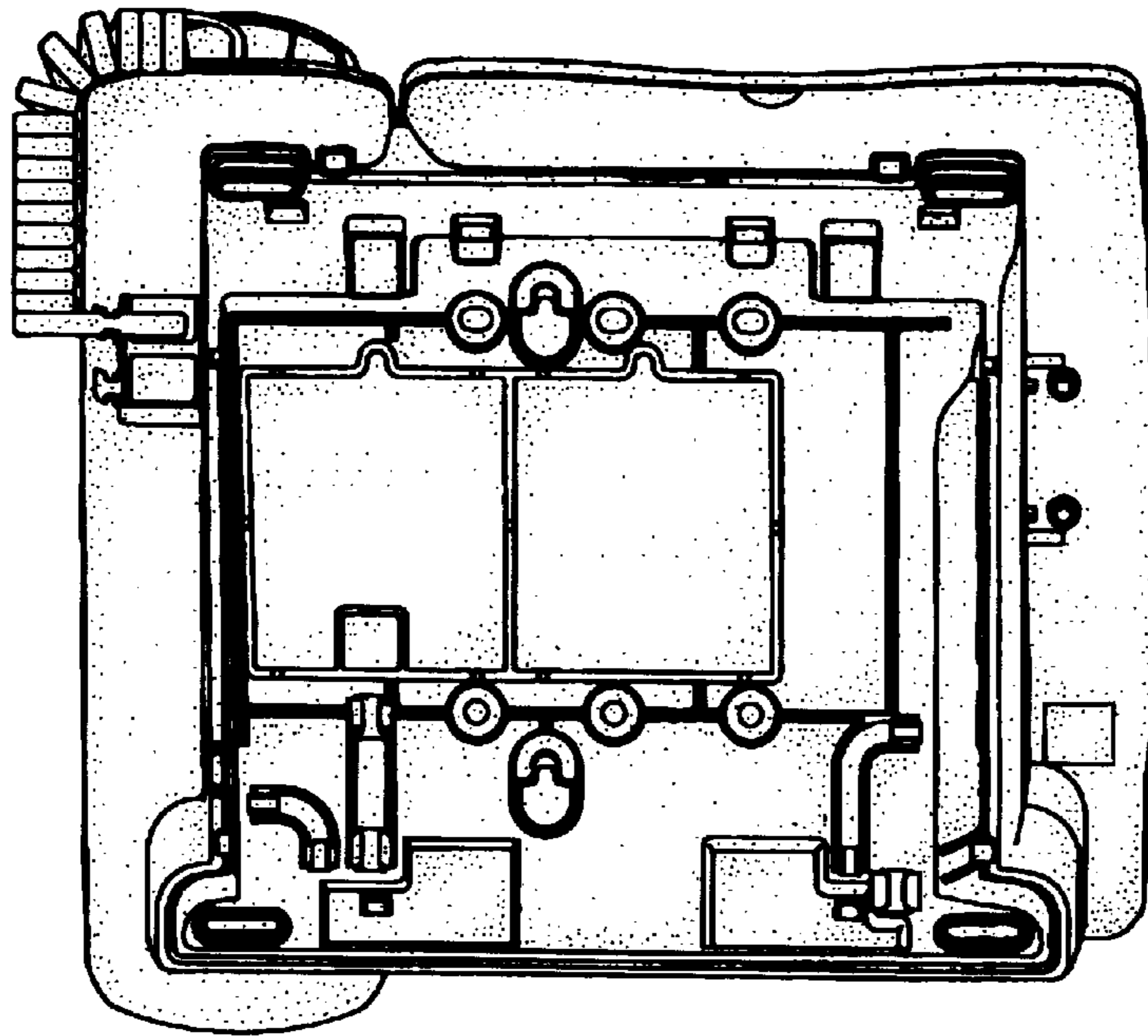


FIG. 7



FIG. 8




FIG. 9

