



US00D481697S

(12) **United States Design Patent**
Rausch et al.

(10) **Patent No.:** **US D481,697 S**

(45) **Date of Patent:** **** Nov. 4, 2003**

(54) **COMMUNICATION DEVICE**

(75) Inventors: **Kevin A. Rausch**, Cary, IL (US); **Paul Pierce**, Grayslake, IL (US); **Joel Soto**, Maywood, IL (US)

(73) Assignee: **Motorola, Inc.**, Schaumburg, IL (US)

(**) Term: **14 Years**

(21) Appl. No.: **29/173,822**

(22) Filed: **Jan. 7, 2003**

Related U.S. Application Data

(63) Continuation-in-part of application No. 29/164,752, filed on Jul. 30, 2002.

(51) **LOC (7) Cl.** **14-03**

(52) **U.S. Cl.** **D14/138**

(58) **Field of Search** D14/137, 138, D14/218, 147-148, 247-248, 144, 341-347; 379/433.01-433.13, 419, 434, 428.01-428.04, 420.01-420.04, 440; 455/550.1-90.3; D21/517

(56) **References Cited**

U.S. PATENT DOCUMENTS

D408,402 S	*	4/1999	Shimelfarb et al.	D14/138
D418,504 S	*	1/2000	Frye et al.	D14/138
D424,557 S	*	5/2000	Nagele et al.	D14/138
D430,859 S	*	9/2000	Lindeman et al.	D14/138
D432,510 S	*	10/2000	Hyun	D14/138
D433,016 S	*	10/2000	Matsuda et al.	D14/345
D440,955 S	*	4/2001	Tanaka et al.	D14/138
D443,866 S	*	6/2001	Arbisi et al.	D14/138
D445,101 S	*	7/2001	Lee et al.	D14/138
D446,201 S	*	8/2001	Kim	D14/138
D450,672 S	*	11/2001	Arbisi et al.	D14/138
D456,378 S	*	4/2002	Fujimoto	D14/138
D458,594 S	*	6/2002	Jang	D14/138
D459,329 S	*	6/2002	Suzuki et al.	D14/138
D463,386 S	*	9/2002	Chun et al.	D14/138

6,459,887 B2	*	10/2002	Okuda	455/575
D465,466 S	*	11/2002	Hyun	D14/138
D465,467 S	*	11/2002	Nagai et al.	D14/138
D468,282 S	*	1/2003	Chen	D14/138
D468,283 S	*	1/2003	Hong et al.	D14/138
D469,070 S	*	1/2003	Lee	D14/138
D474,168 S	*	5/2003	Wang et al.	D14/138
D475,689 S	*	6/2003	Shimazu et al.	D14/138
D475,986 S	*	6/2003	Ng et al.	D14/138
D476,302 S	*	6/2003	Hwang et al.	D14/138
D476,968 S	*	7/2003	Yokoyama	D14/138
2002/0032010 A1	*	3/2002	Okuda et al.	455/90

FOREIGN PATENT DOCUMENTS

JP 344601 * 11/2002

OTHER PUBLICATIONS

“J-Phone” JNM01 telephone by Nokia, Jul. 25, 2001.*

* cited by examiner

Primary Examiner—Jeffrey Asch

(74) *Attorney, Agent, or Firm*—Randall S. Vaas

(57) **CLAIM**

The ornamental design for a communication device, as shown.

DESCRIPTION

FIG. 1 is a perspective view of the ornamental communication device.

FIG. 2 is a top view thereof.

FIG. 3 is a first side view thereof.

FIG. 4 is a rear view thereof.

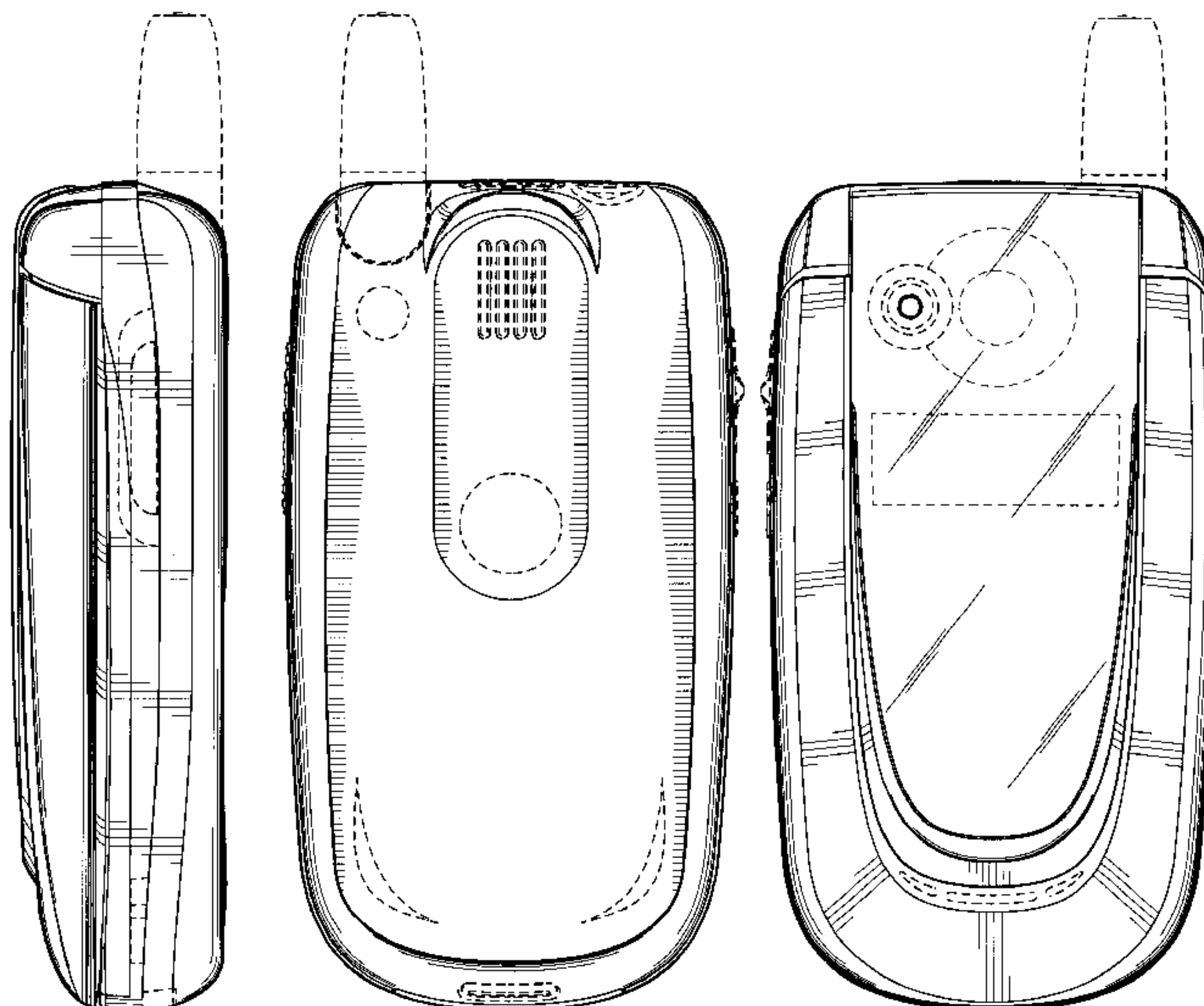
FIG. 5 is a second side view, opposite the first side view thereof.

FIG. 6 is a front view thereof; and,

FIG. 7 is a bottom view, opposite the top view thereof.

The broken line portions of the drawings form no part of the claimed design.

1 Claim, 3 Drawing Sheets



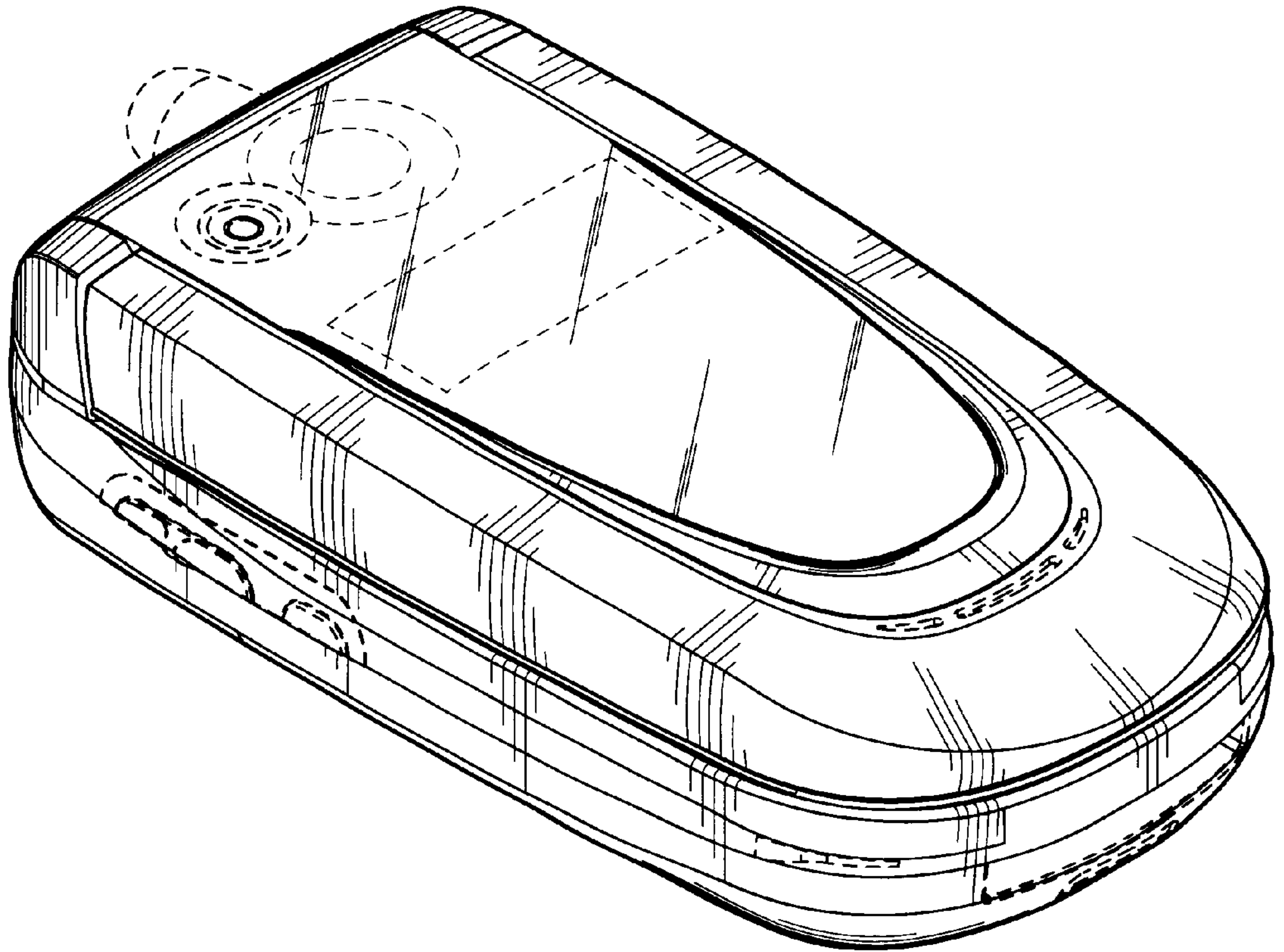


FIG. 1

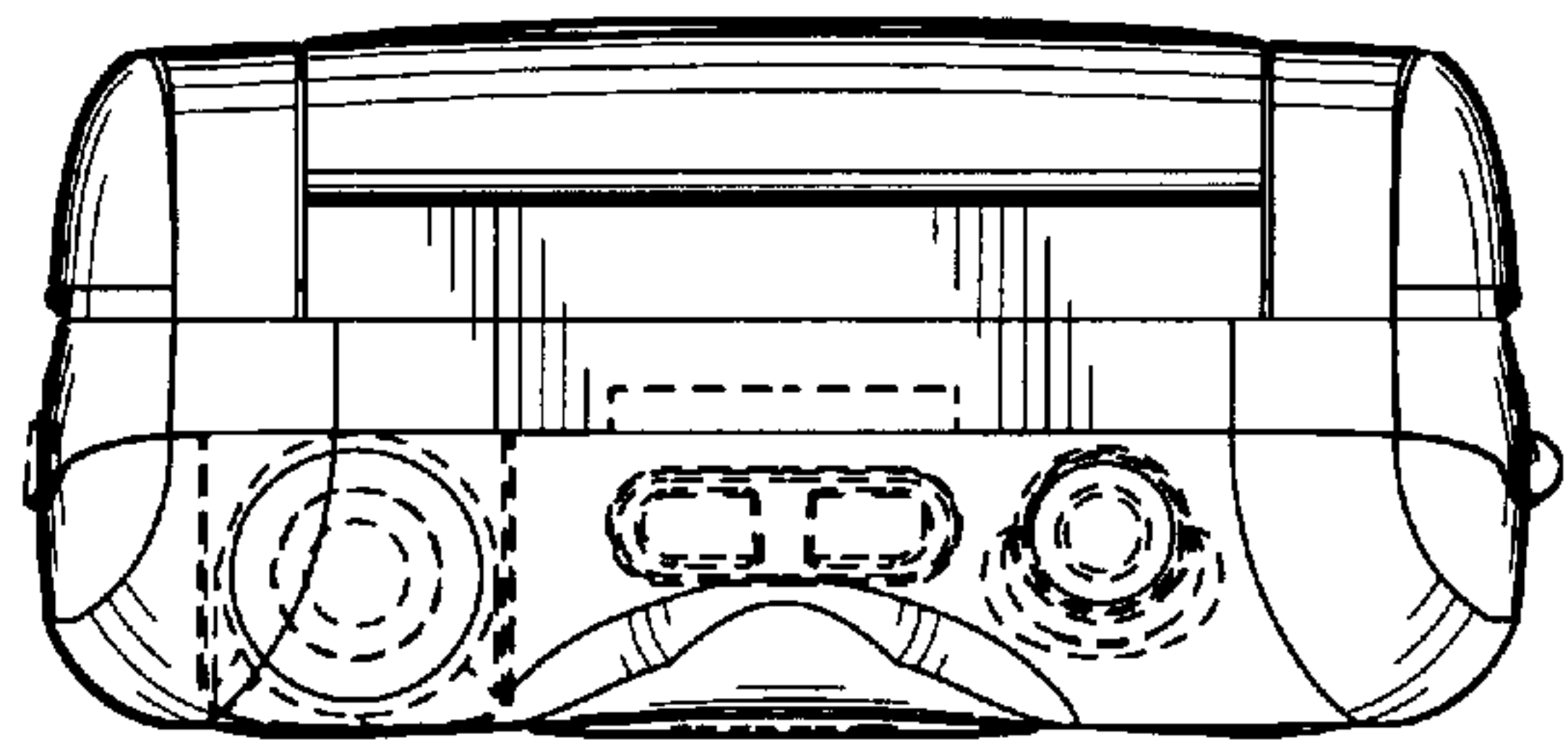


FIG. 2

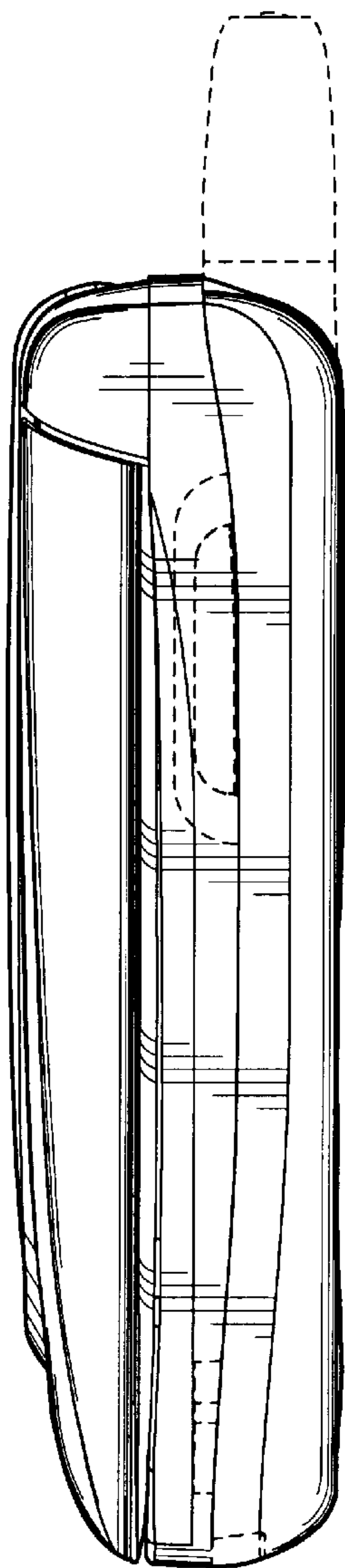


FIG. 3

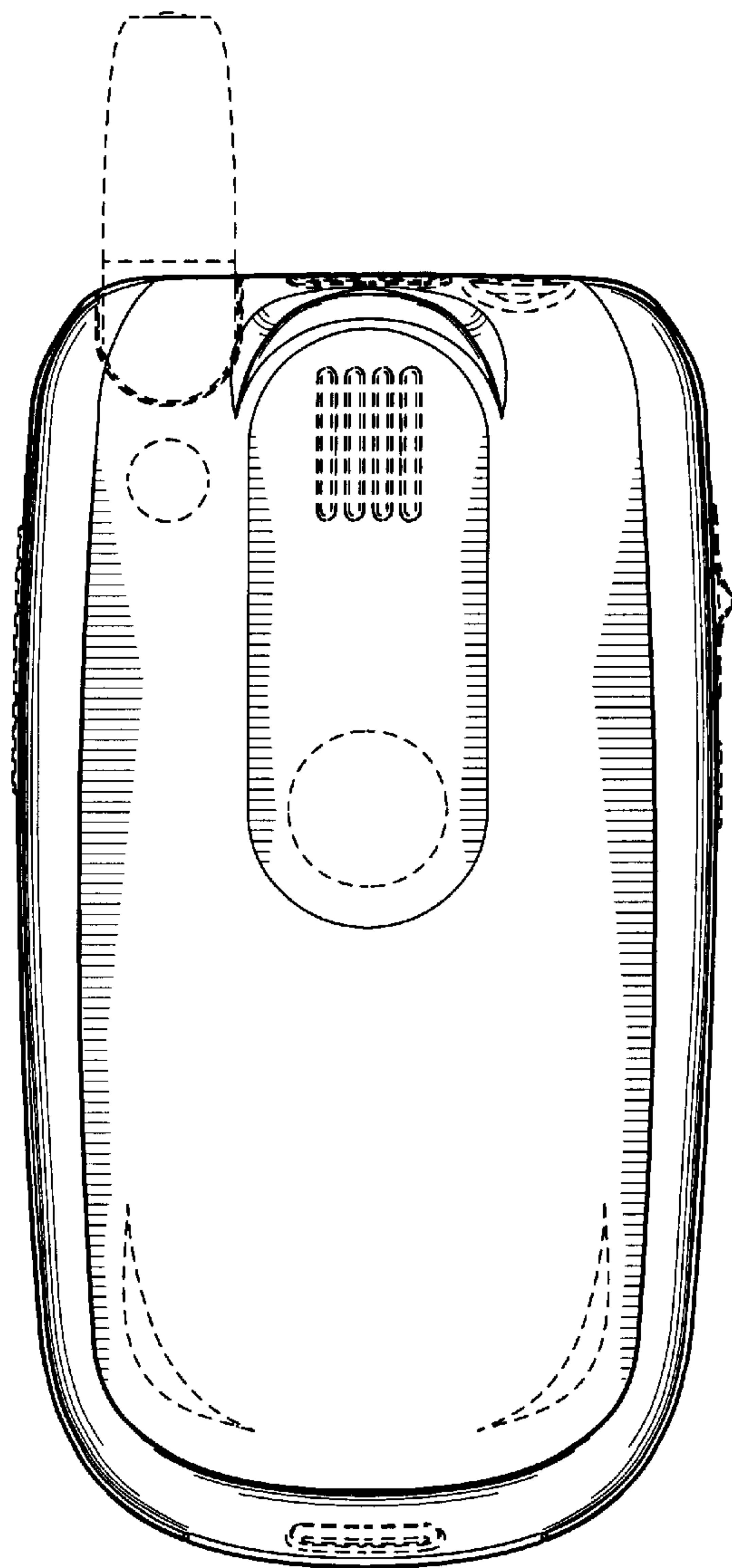


FIG. 4

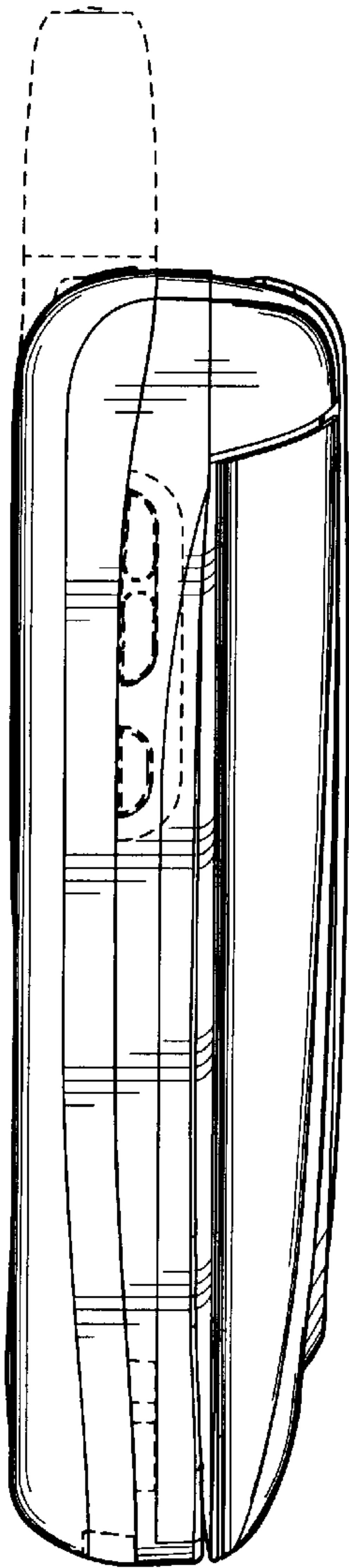


FIG. 5

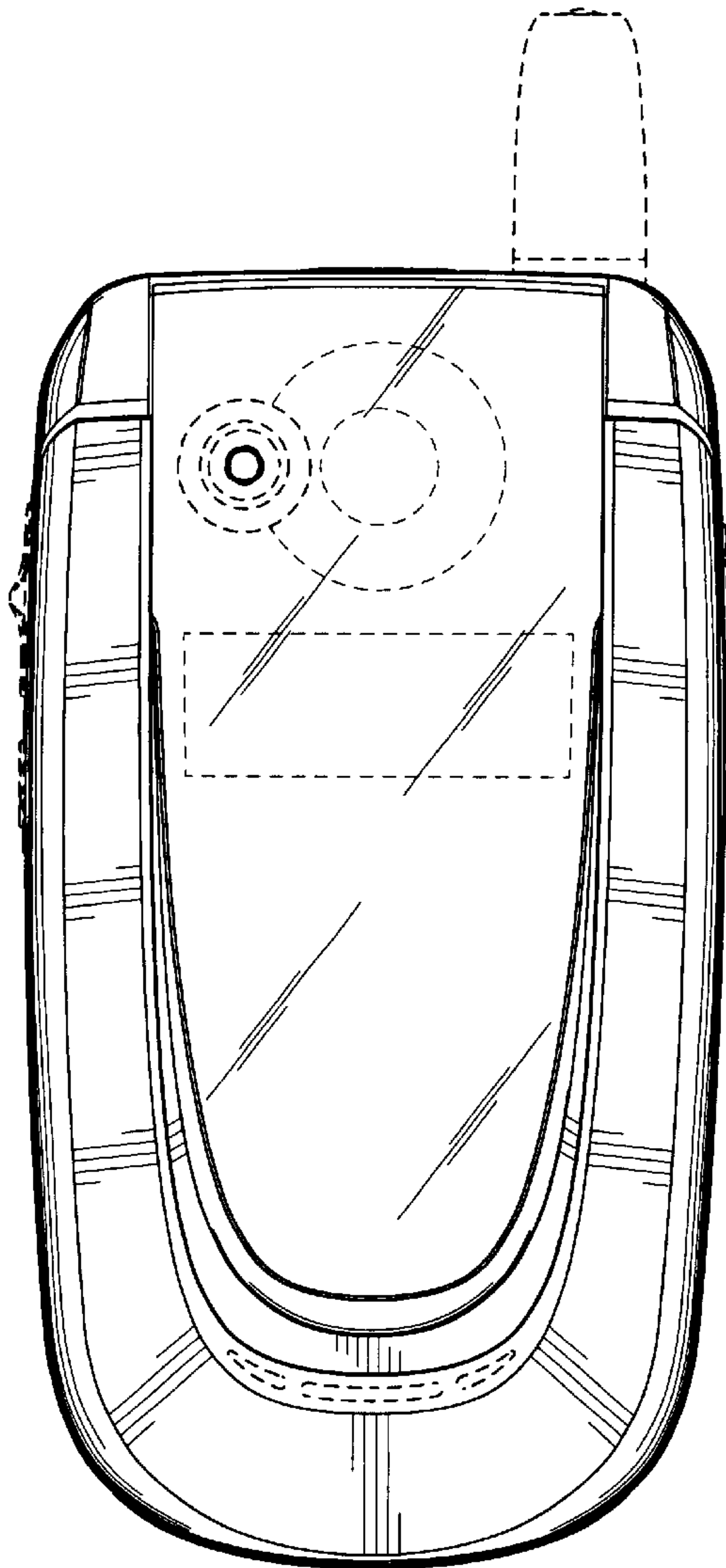


FIG. 6

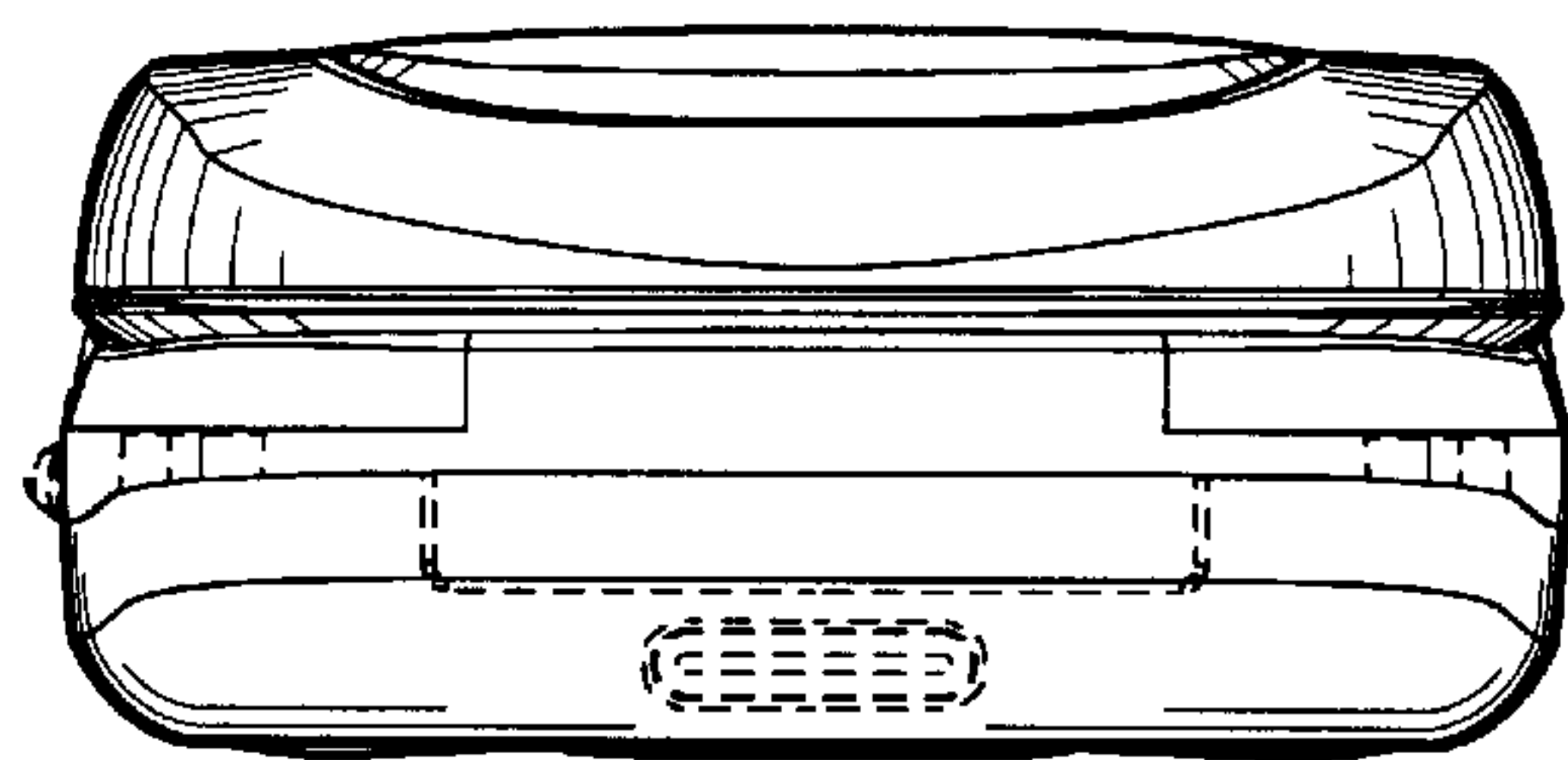


FIG. 7