



US00D481695S

(12) **United States Design Patent**  
**Sinclair**

(10) **Patent No.:** **US D481,695 S**

(45) **Date of Patent:** **\*\* Nov. 4, 2003**

(54) **HANDSET**

(75) **Inventor:** **Matthew Sinclair, Helsinki (FI)**

(73) **Assignee:** **Nokia Corporation, Espoo (FI)**

(\*\*) **Term:** **14 Years**

(21) **Appl. No.:** **29/164,641**

(22) **Filed:** **Jul. 30, 2002**

(30) **Foreign Application Priority Data**

Jan. 30, 2002 (FI) ..... M20020087

(51) **LOC (7) Cl. .... 14-03**

(52) **U.S. Cl. .... D14/138**

(58) **Field of Search** ..... D14/137, 138,  
D14/218, 147-148, 247-248, 144, 341-347;  
379/433.01-433.13, 419, 434, 428.01-428.04,  
420.01-420.04, 440; 455/550-575, 90;  
D21/517

(56) **References Cited**

**U.S. PATENT DOCUMENTS**

D388,784 S	*	1/1998	Phillips et al. ....	D14/138
D402,653 S	*	12/1998	Nuovo et al. ....	D14/138
D408,397 S	*	4/1999	Renard .....	D14/138
D425,057 S	*	5/2000	Finkbeiner .....	D14/138
D426,531 S	*	6/2000	Chikaraishi et al. ....	D14/138
D427,171 S	*	6/2000	Frye et al. ....	D14/138
D435,027 S	*	12/2000	Wolf et al. ....	D14/138
D439,230 S	*	3/2001	Braxton et al. ....	D14/138
D440,951 S	*	4/2001	Kolinen .....	D14/138
D445,102 S	*	7/2001	Lai .....	D14/138
D446,200 S	*	8/2001	Ko .....	D14/138
D448,355 S	*	9/2001	Higashi et al. ....	D14/138

D450,671 S	*	11/2001	Langford et al. ....	D14/138
D454,850 S	*	3/2002	Salmi et al. ....	D14/138
D455,134 S	*	4/2002	Kolinen .....	D14/138
D455,412 S	*	4/2002	Vuolteenaho et al. ....	D14/138
D455,413 S	*	4/2002	Lee .....	D14/138
D456,375 S	*	4/2002	Vuolteenaho et al. ....	D14/138
D459,327 S	*	6/2002	Ali .....	D14/138
D461,174 S	*	8/2002	Ruohonen .....	D14/138
D464,940 S	*	10/2002	Jung .....	D14/138

**OTHER PUBLICATIONS**

Hague Database Search Page [http://  
guest:guest@ipdl.wipo.int/en/search/hag/  
search-bool2.html], Document DM/061185, Jul. 24, 2002.\*

\* cited by examiner

*Primary Examiner*—Jeffrey Asch

(74) *Attorney, Agent, or Firm*—Banner & Witcoff, Ltd.

(57) **CLAIM**

The ornamental design for a handset, as shown and described.

**DESCRIPTION**

FIG. 1 is a bottom plan view of a handset showing my new design;

FIG. 2 is a right side view thereof;

FIG. 3 is a front view thereof;

FIG. 4 is a left side view thereof;

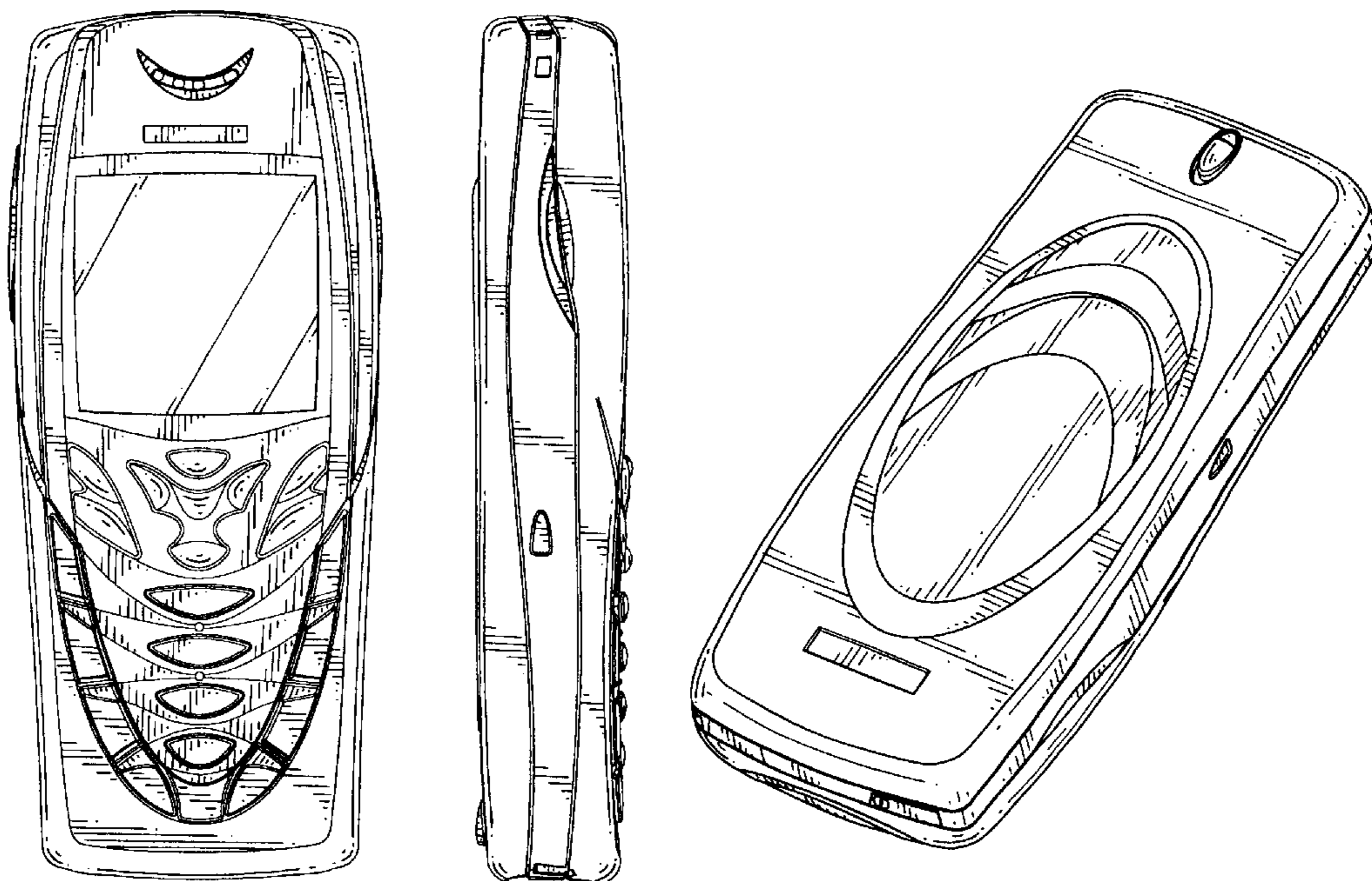
FIG. 5 is a top plan view thereof;

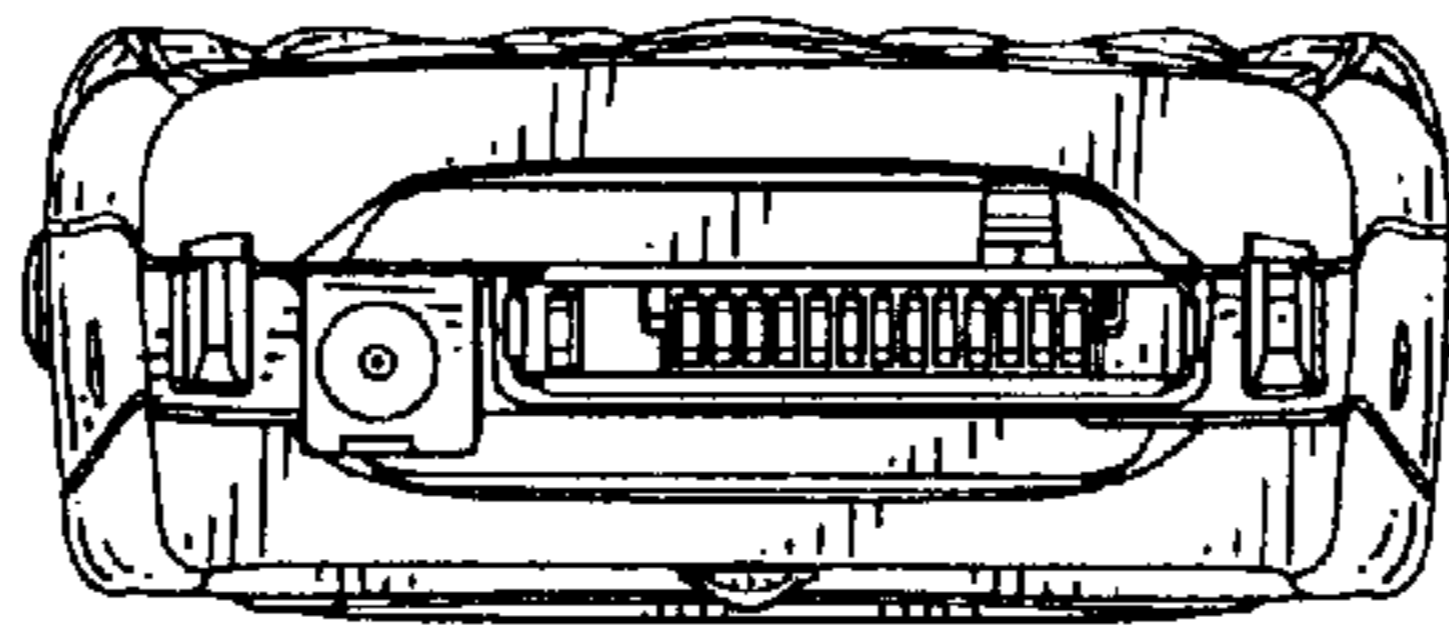
FIG. 6 is a perspective front view thereof;

FIG. 7 is a perspective rear view thereof; and,

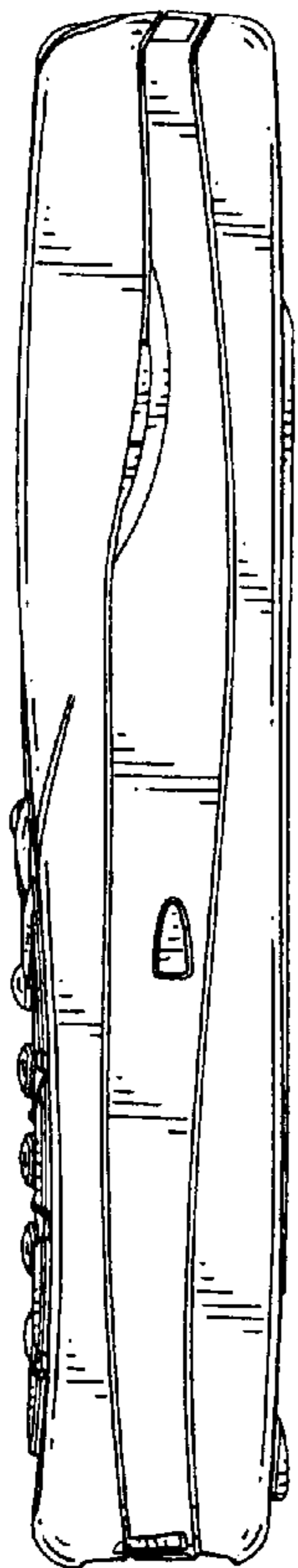
FIG. 8 is a rear view thereof.

**1 Claim, 3 Drawing Sheets**

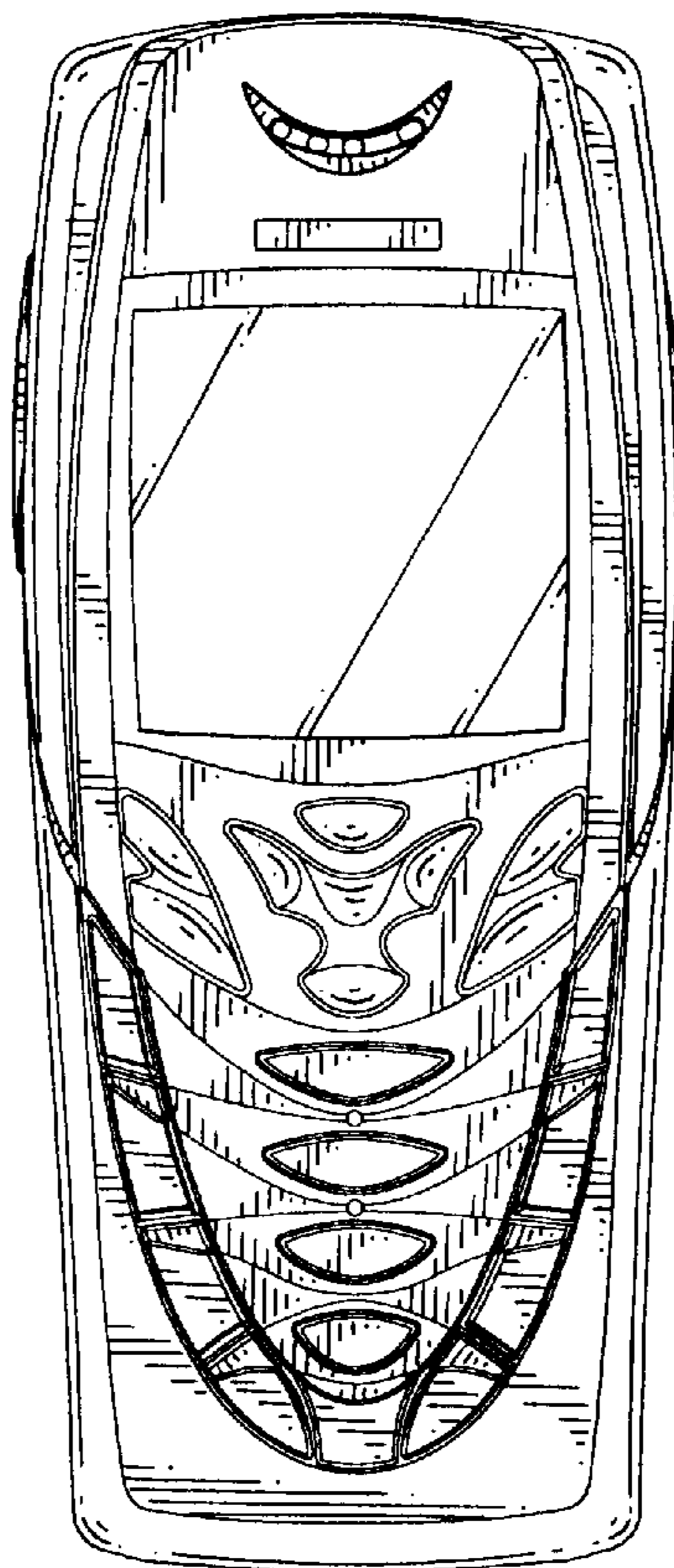




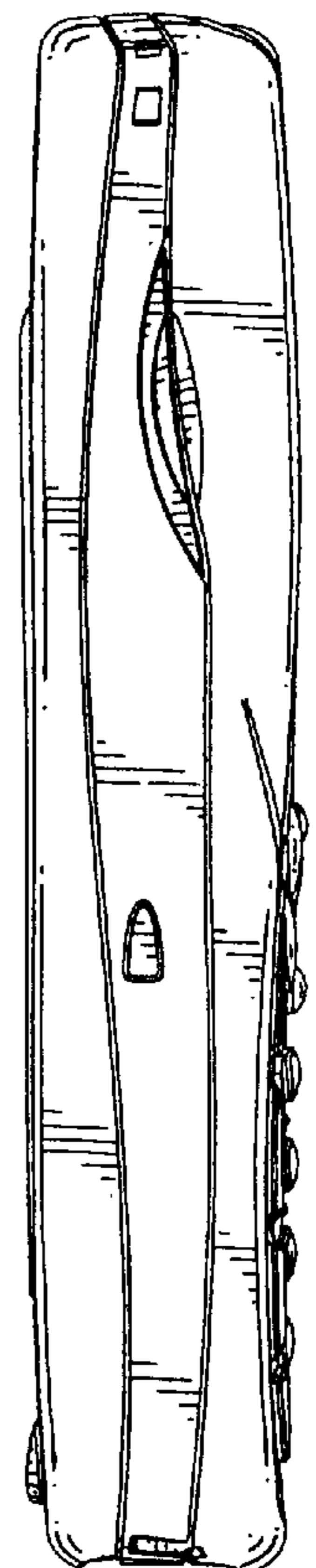
**FIG. 1**




**FIG. 2**



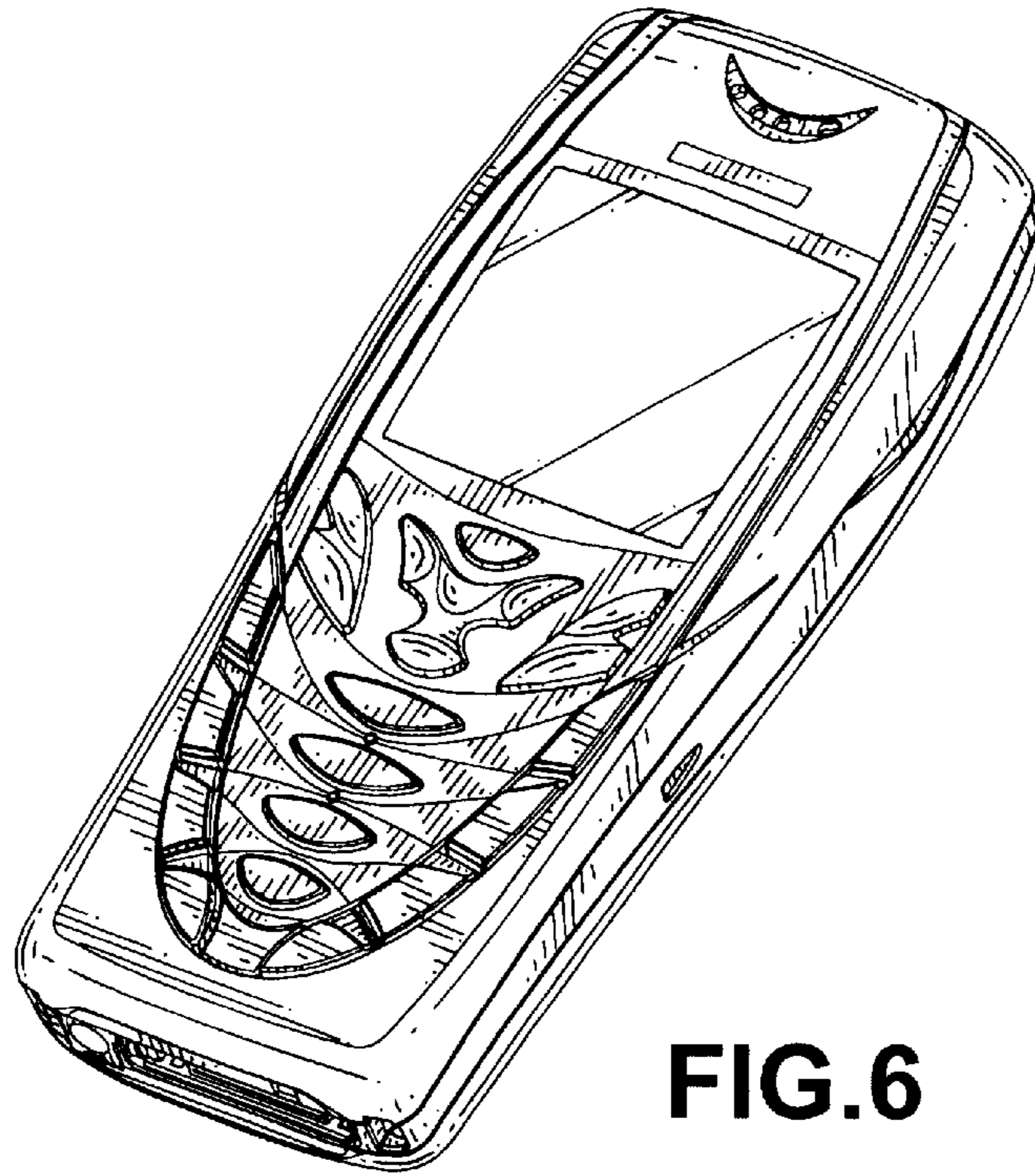
**FIG. 3**



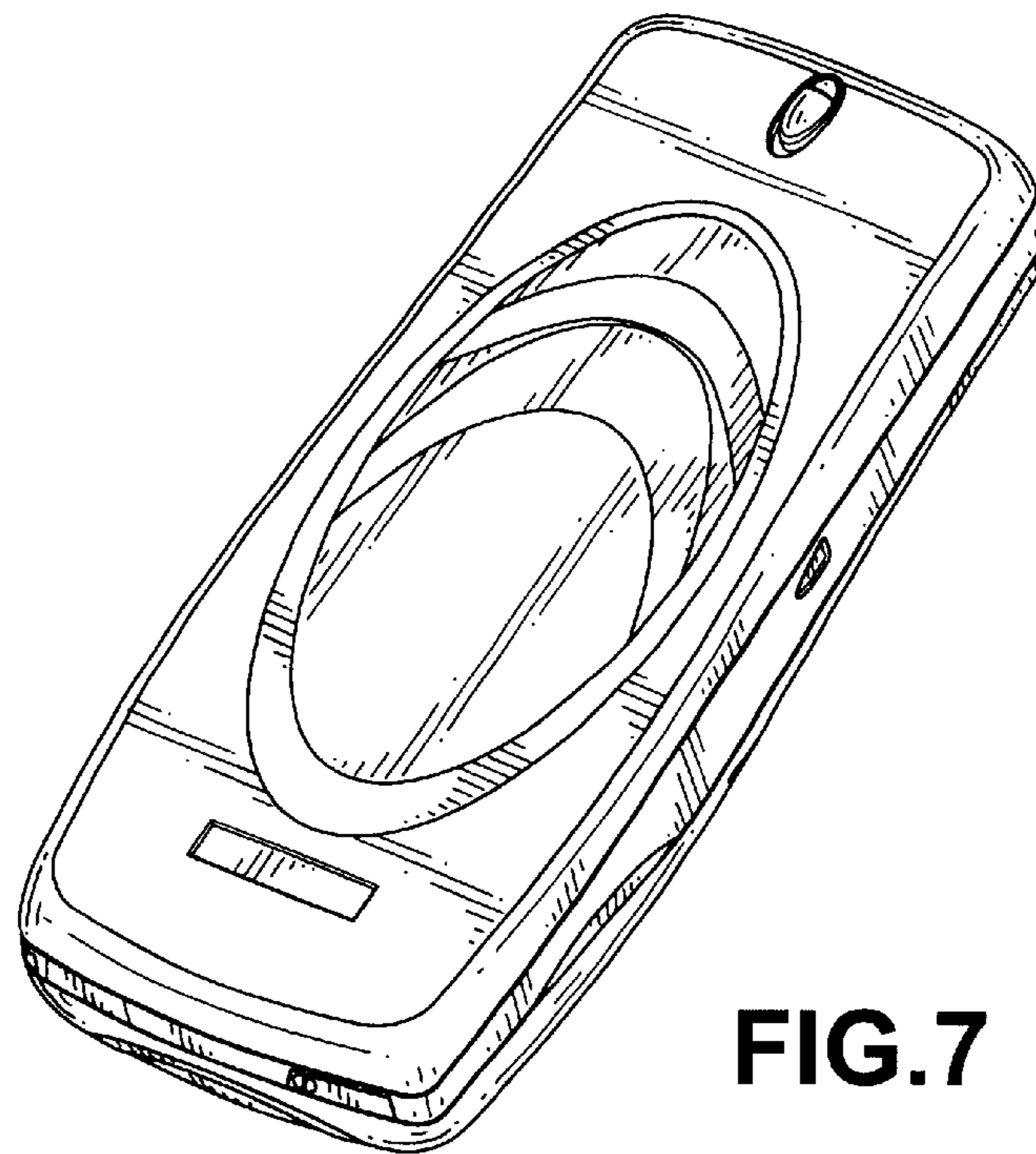
**FIG. 4**



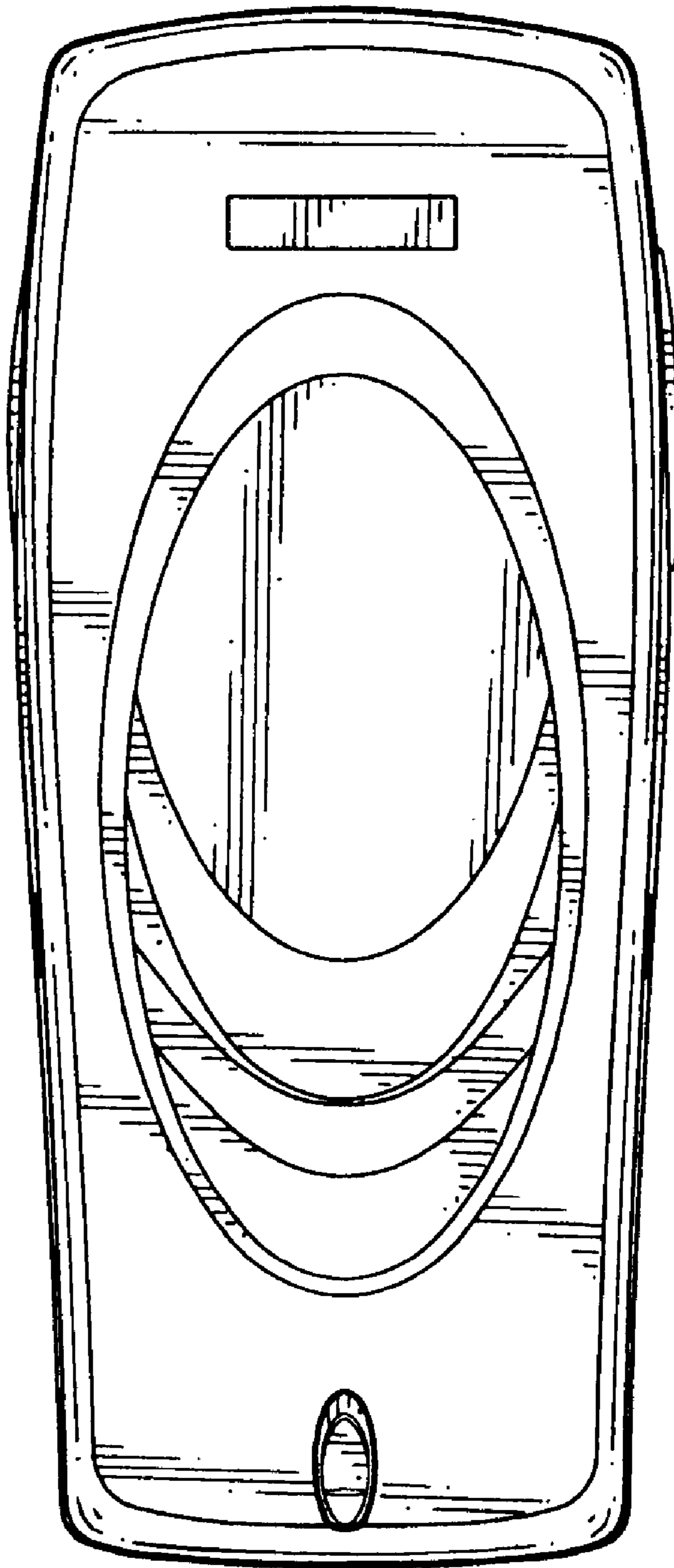
**FIG. 5**



**FIG. 6**



**FIG. 7**



**FIG. 8**