



US00D481692S

(12) **United States Design Patent**
Husgafvel

(10) **Patent No.:** **US D481,692 S**

(45) **Date of Patent:** **** Nov. 4, 2003**

(54) **HANDSET**

(75) **Inventor:** **Ilkka Husgafvel, Tampere (FI)**

(73) **Assignee:** **Nokia Corporation, Espoo (FI)**

(**) **Term:** **14 Years**

(21) **Appl. No.:** **29/160,373**

(22) **Filed:** **May 10, 2002**

(30) **Foreign Application Priority Data**

Nov. 13, 2001 (FI) M20010755

(51) **LOC (7) Cl. 14-03**

(52) **U.S. Cl. D14/138**

(58) **Field of Search** D14/137, 138,
D14/218, 147-148, 247-248, 144, 341-347;
379/433.01-433.13, 419, 434, 428.01-428.04,
420.01-420.04, 440; 455/550-575, 90;
D21/517

(56) **References Cited**

U.S. PATENT DOCUMENTS

5,335,274 A	*	8/1994	Masuda et al.	379/433.12
D369,796 S	*	5/1996	Grewe	D14/138
D406,131 S	*	2/1999	Osthues	D14/138
D416,253 S	*	11/1999	Hibino	D14/138
D422,595 S	*	4/2000	Taylor et al.	D14/240
D423,493 S	*	4/2000	Hakoda	D14/138
D424,029 S	*	5/2000	Collins	D14/346
D427,171 S	*	6/2000	Frye et al.	D14/138
D432,511 S	*	10/2000	Eckholm	D14/138
D434,739 S	*	12/2000	Hanna et al.	D14/138
D442,569 S	*	5/2001	Hanna et al.	D14/138
6,249,672 B1	*	6/2001	Castiel	455/90
D445,409 S	*	7/2001	Segers	D14/138
D448,020 S		9/2001	Higashi et al.	

6,308,084 B1	*	10/2001	Lonka	455/556
D451,079 S	*	11/2001	Ali	D14/138
D457,883 S	*	5/2002	Sugioka et al.	D14/342
D459,327 S	*	6/2002	Ali	D14/138
D460,448 S	*	7/2002	Matsumoto	D14/346
D461,185 S	*	8/2002	Ando	D14/341
D465,219 S	*	11/2002	Tamaki et al.	D14/346
D466,096 S	*	11/2002	Takada	D14/138
D469,367 S	*	1/2003	Mirabelli et al.	D10/65

FOREIGN PATENT DOCUMENTS

AU	144901	8/2001
JP	1086844	* 10/2000
JP	1088577	* 10/2000
JP	1105439	* 4/2001
JP	1120255	* 9/2001
WO	DM/057007	9/2001

* cited by examiner

Primary Examiner—Jeffrey Asch

(74) *Attorney, Agent, or Firm*—Banner & Witcoff, Ltd.




(57) **CLAIM**

The ornamental design for a handset, as shown and described.

DESCRIPTION

FIG. 1 is a front view of a handset showing my new design;
FIG. 2 is a rear view thereof;
FIG. 3 is a left side view thereof;
FIG. 4 is a right side view thereof;
FIG. 5 is a top plan view thereof;
FIG. 6 is a bottom plan view thereof;
FIG. 7 is a front view in open position thereof;
FIG. 8 is a perspective front view in open position thereof;
and,
FIG. 9 is a perspective rear view in open position thereof.

1 Claim, 6 Drawing Sheets






Fig. 1




Fig. 2




Fig. 3




Fig. 4




Fig. 5




Fig. 6



Fig. 7



Fig. 8



Fig. 9