



US00D481691S

(12) **United States Design Patent**
Vuolteenaho

(10) **Patent No.:** **US D481,691 S**

(45) **Date of Patent:** **** Nov. 4, 2003**

(54) **HANDSET**

(75) Inventor: **Hanna Vuolteenaho, Oulu (FI)**

(73) Assignee: **Nokia Corporation, Espoo (FI)**

(**) Term: **14 Years**

D455,412 S	*	4/2002	Vuolteenaho et al.	D14/138
D455,413 S	*	4/2002	Lee	D14/138
D456,375 S	*	4/2002	Vuolteenaho et al.	D14/138
D459,324 S	*	6/2002	Ahlgren	D14/138
D459,328 S	*	6/2002	Kurimoto	D14/138
D461,174 S	*	8/2002	Ruohonen	D14/138
2002/0039890 A1	*	4/2002	Kim	455/90

(21) Appl. No.: **29/160,308**

(22) Filed: **May 9, 2002**

(30) **Foreign Application Priority Data**

Nov. 9, 2001 (FI) M20010749

(51) **LOC (7) Cl.** **14-03**

(52) **U.S. Cl.** **D14/138**

(58) **Field of Search** D14/137, 138,
D14/218, 147-148, 247-248, 144, 341-347;
379/433.01-433.13, 419, 434, 428.01-428.04,
420.01-420.04, 440; 455/550-575, 90;
D21/517

(56) **References Cited**

U.S. PATENT DOCUMENTS

D388,784 S	*	1/1998	Phillips et al.	D14/138
D396,230 S	*	7/1998	Phillips et al.	D14/138
D412,704 S	*	8/1999	Vuolteenaho et al.	D14/138
D413,325 S	*	8/1999	Lee	D14/138
D425,057 S	*	5/2000	Finkbeiner	D14/138
D435,027 S	*	12/2000	Wolf et al.	D14/138
D436,583 S	*	1/2001	Newby et al.	D14/138
D436,938 S	*	1/2001	Won	D14/138
D439,230 S	*	3/2001	Braxton et al.	D14/138
D440,951 S	*	4/2001	Kolinen	D14/138
D445,102 S	*	7/2001	Lai	D14/138
D446,200 S	*	8/2001	Ko	D14/138
D447,474 S		9/2001	Gartrell et al.	
D448,355 S	*	9/2001	Higashi et al.	D14/138
D450,671 S	*	11/2001	Langford et al.	D14/138
D454,850 S	*	3/2002	Salmi et al.	D14/138

FOREIGN PATENT DOCUMENTS

FI	21913	5/2001
FI	21974	6/2001
FI	21975	6/2001
JP	1134485	2/2002
WO	DM/057007	9/2001

OTHER PUBLICATIONS

Hague Database Search [<http://guest:guest@ipdl.wipo.int/en/search/hag/search-bool2.html>], Document DM/060034, May 8, 2002.*

* cited by examiner

Primary Examiner—Jeffrey Asch

(74) *Attorney, Agent, or Firm*—Banner & Witcoff, Ltd.

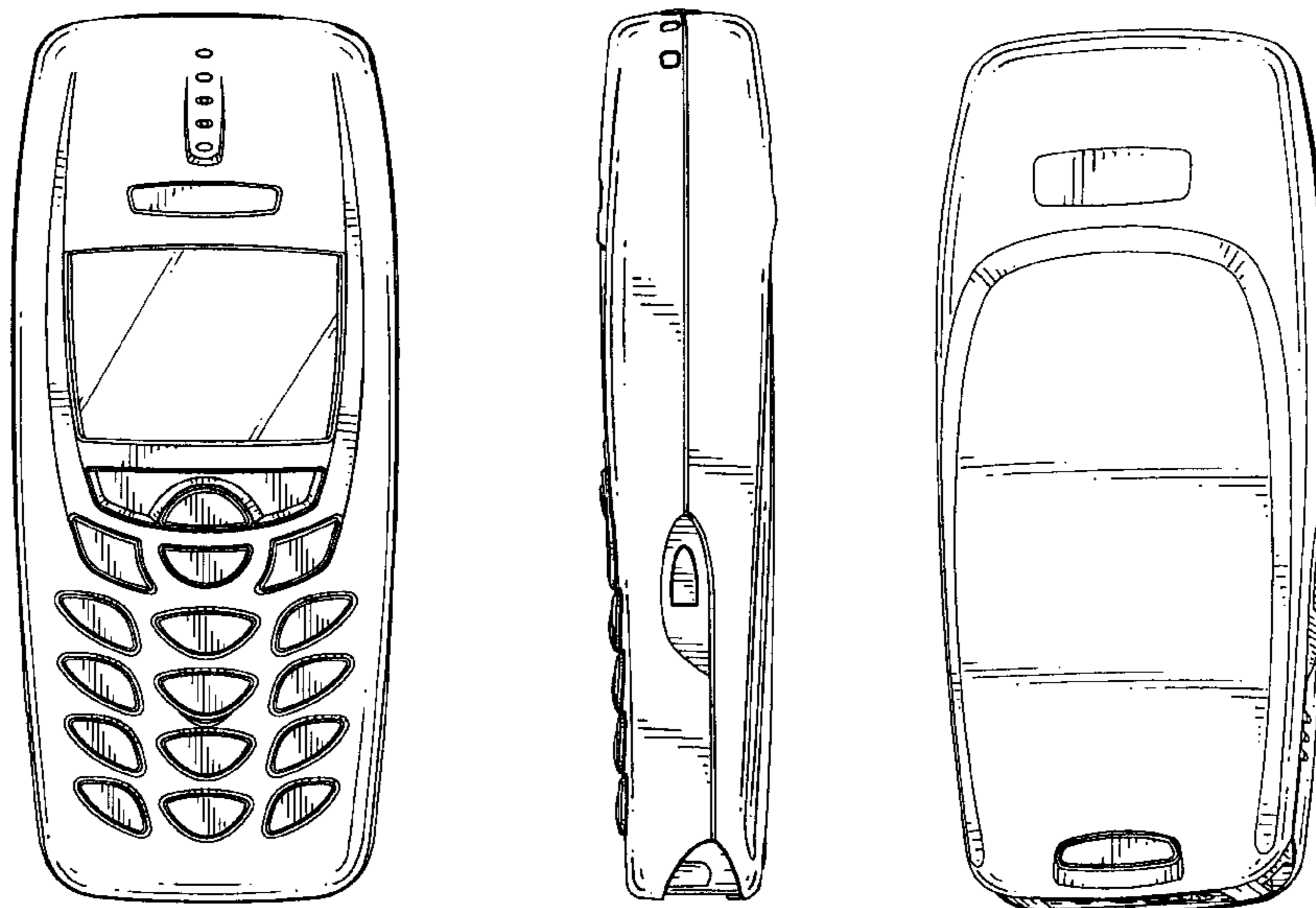
(57) **CLAIM**

The ornamental design for a handset, as shown and described.

DESCRIPTION

FIG. 1 is a top plan view of a handset showing my new design;
FIG. 2 is a left side view thereof;
FIG. 3 is a front view thereof;
FIG. 4 is a right side view thereof;
FIG. 5 is a bottom plan view thereof;
FIG. 6 is a rear view thereof;
FIG. 7 is a perspective front view thereof; and,
FIG. 8 is a perspective rear view thereof.

1 Claim, 3 Drawing Sheets



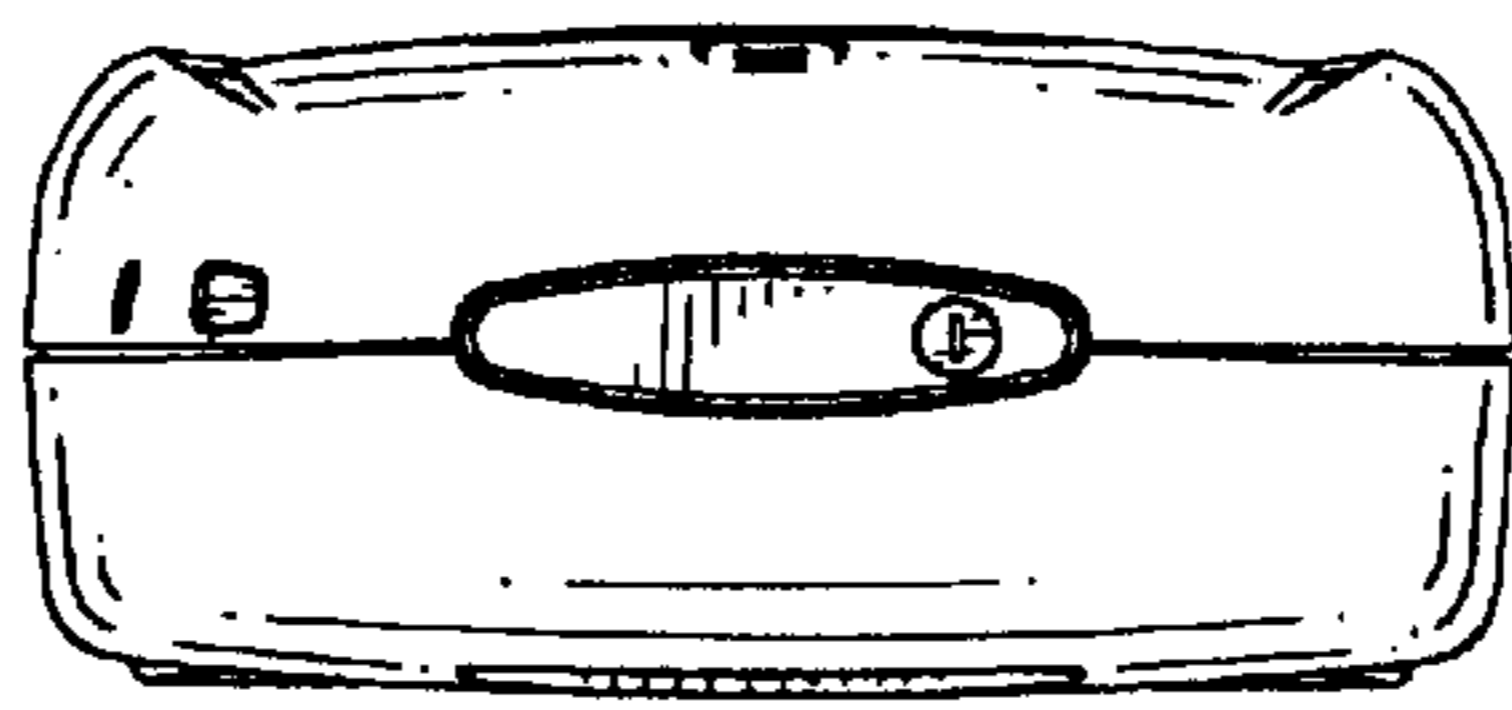


FIG. 1

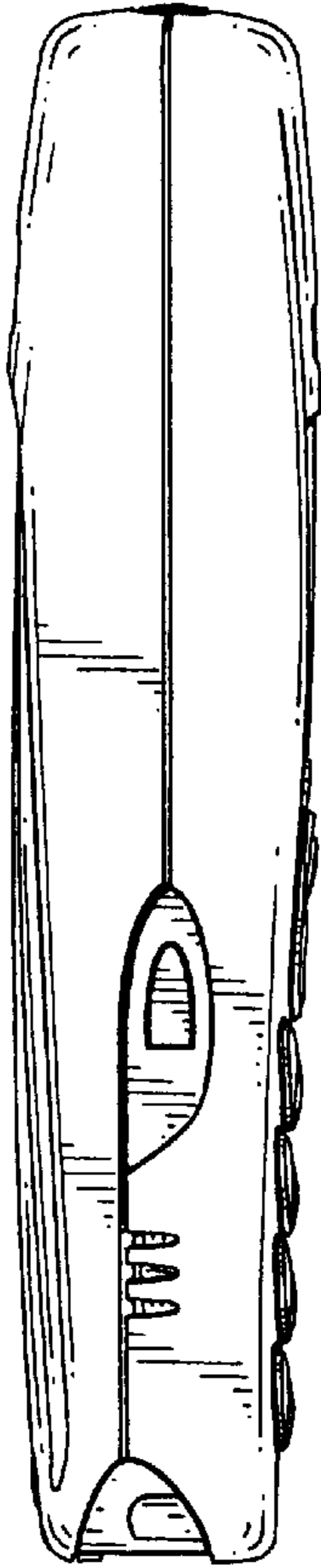


FIG. 2

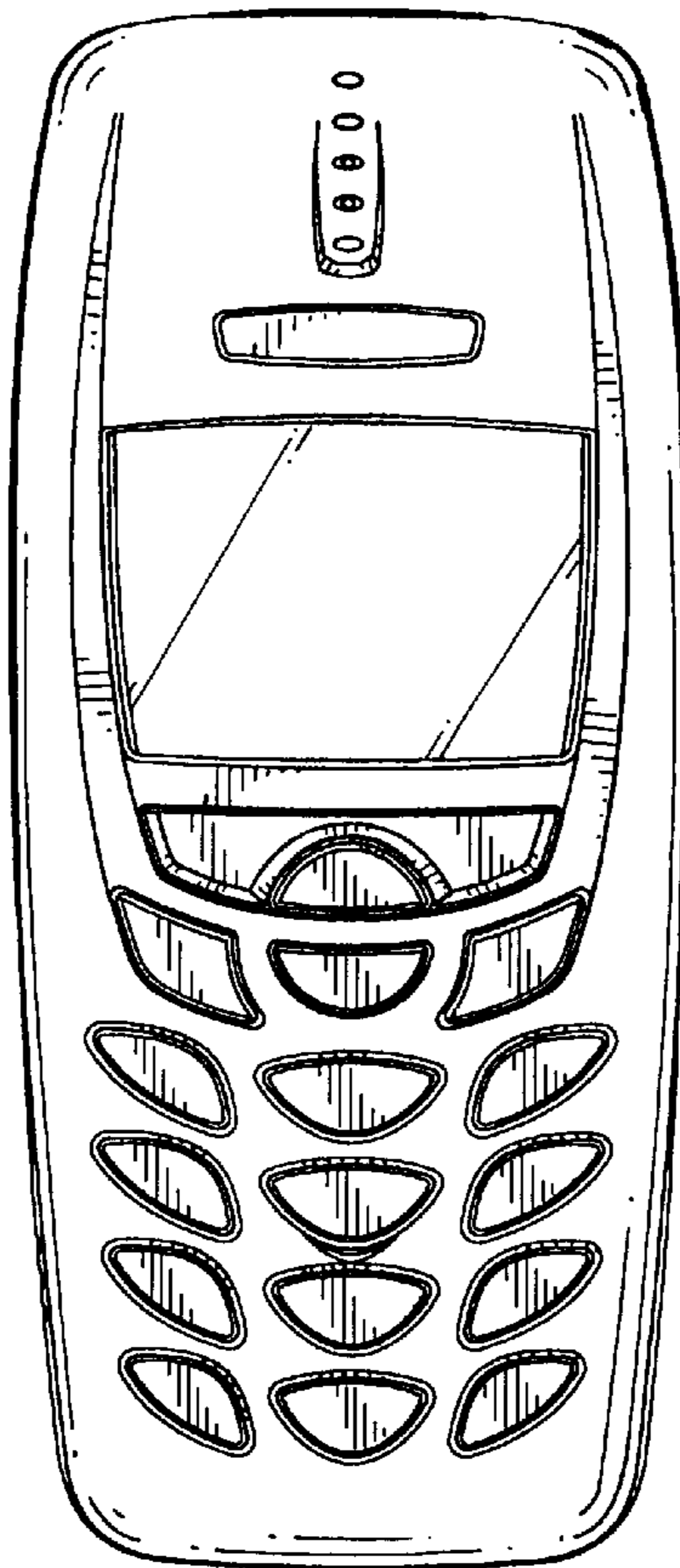


FIG. 3

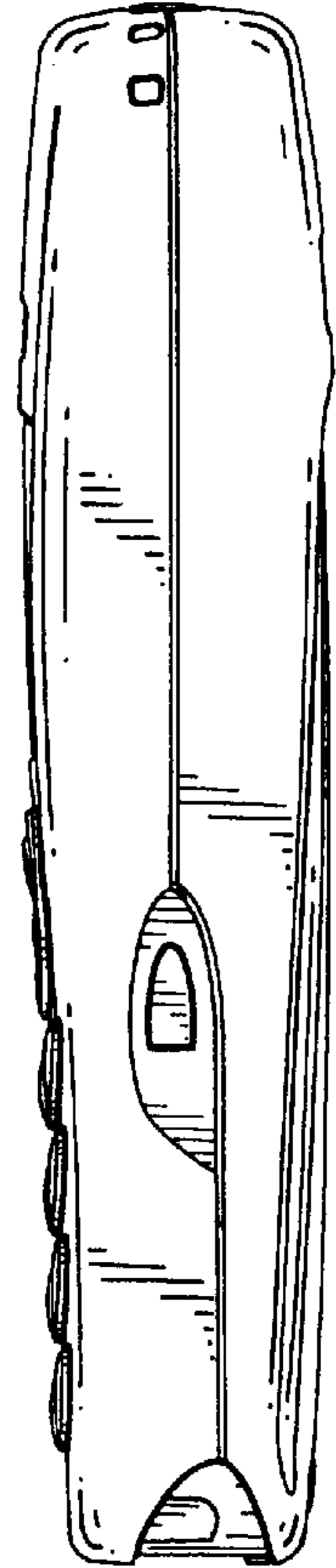


FIG. 4

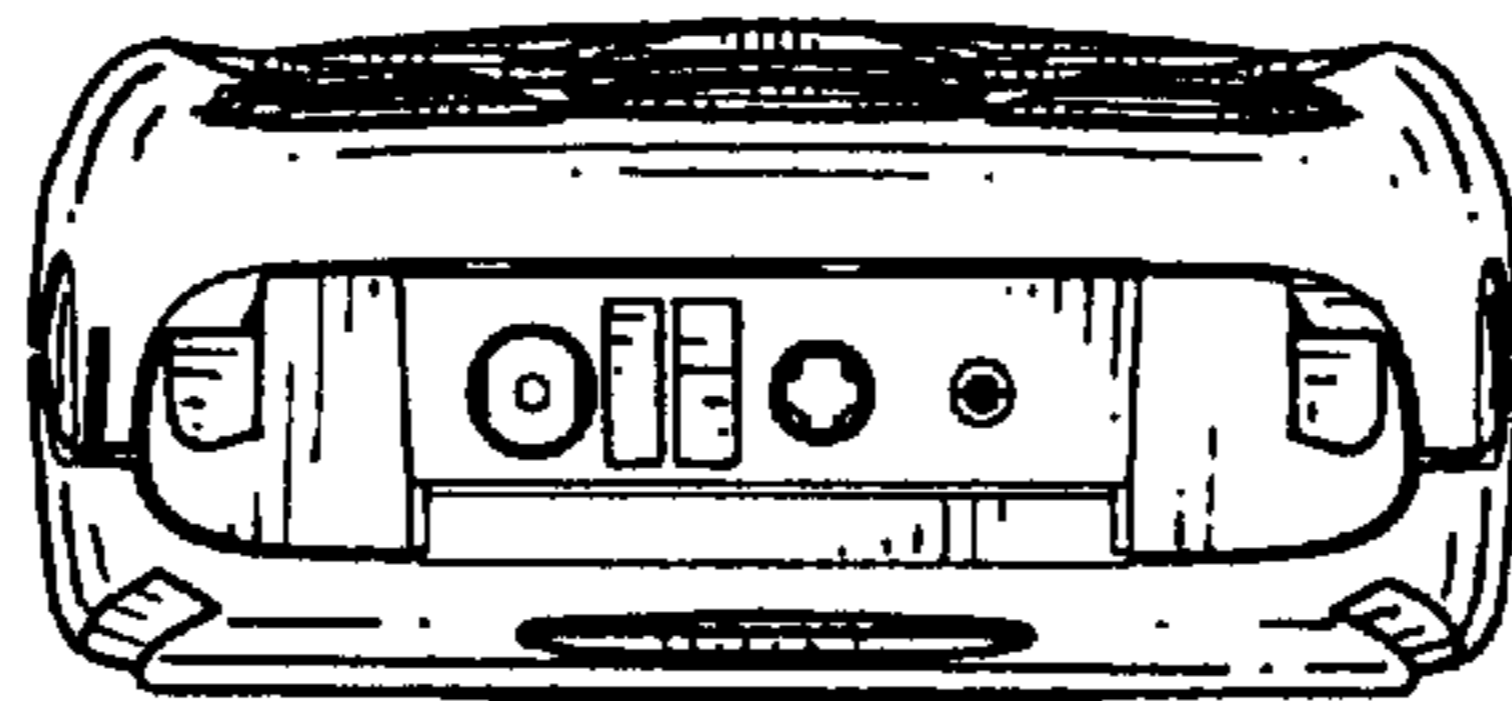


FIG. 5




FIG.6

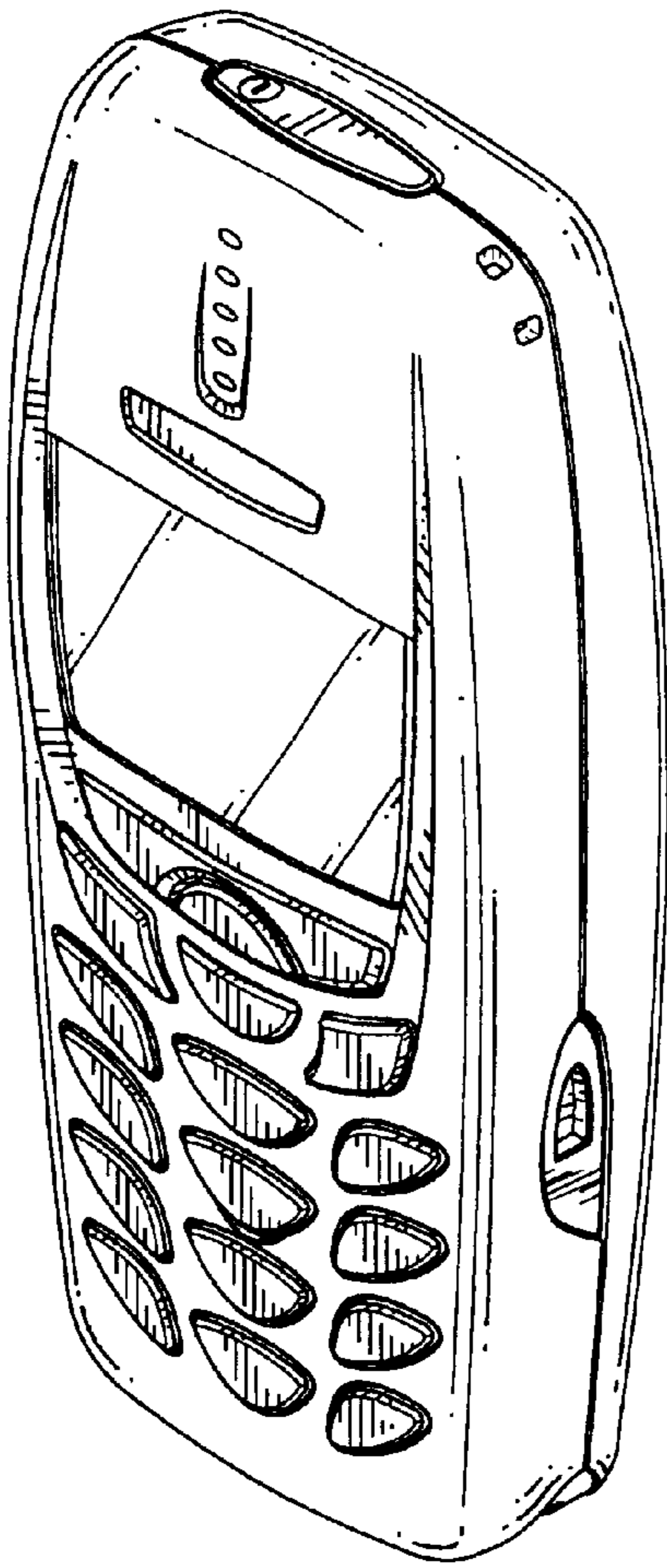


FIG. 7




FIG. 8