



US00D481685S

(12) **United States Design Patent**
Legzdins

(10) **Patent No.:** **US D481,685 S**

(45) **Date of Patent:** **** Nov. 4, 2003**

(54) **REMOTE CONTROL UNIT**

(75) Inventor: **Lukass Legzdins**, Hägersten (SE)

(73) Assignee: **Hästens Sängar AB**, Köping (SE)

(**) Term: **14 Years**

(21) Appl. No.: **29/167,348**

(22) Filed: **Sep. 12, 2002**

(30) **Foreign Application Priority Data**

Mar. 13, 2002 (SE) 02-0470

(51) **LOC (7) Cl.** **13-03**

(52) **U.S. Cl.** **D13/168**

(58) **Field of Search** D13/162, 164,
D13/168; D14/191, 192, 218; D10/104,
106; D24/200; 340/5.54, 5.62, 5.72, 424.5,
426, 539, 825.36, 825.69, 825.72; 307/10.1,
10.2; 341/23, 176; 348/734; 5/600, 613;
601/49, 46, 58, 53, 54, 80; 700/83

(56) **References Cited**

U.S. PATENT DOCUMENTS

D381,634 S * 7/1997 Yanku D13/168
D382,543 S * 8/1997 Tsung D13/168
D382,878 S * 8/1997 Erlin D14/218

5,704,902 A * 1/1998 Vandenbelt et al. 601/72
D393,628 S * 4/1998 Ledbetter et al. D13/168
5,812,085 A * 9/1998 Barraza et al. 341/176
5,973,757 A * 10/1999 Aubuchon et al. 348/734
D429,221 S * 8/2000 Picozza et al. D13/168
6,351,678 B1 * 2/2002 Borders 700/83

* cited by examiner

Primary Examiner—Ted Shooman

Assistant Examiner—Selina Sikder

(74) *Attorney, Agent, or Firm*—Alfred J. Mangels

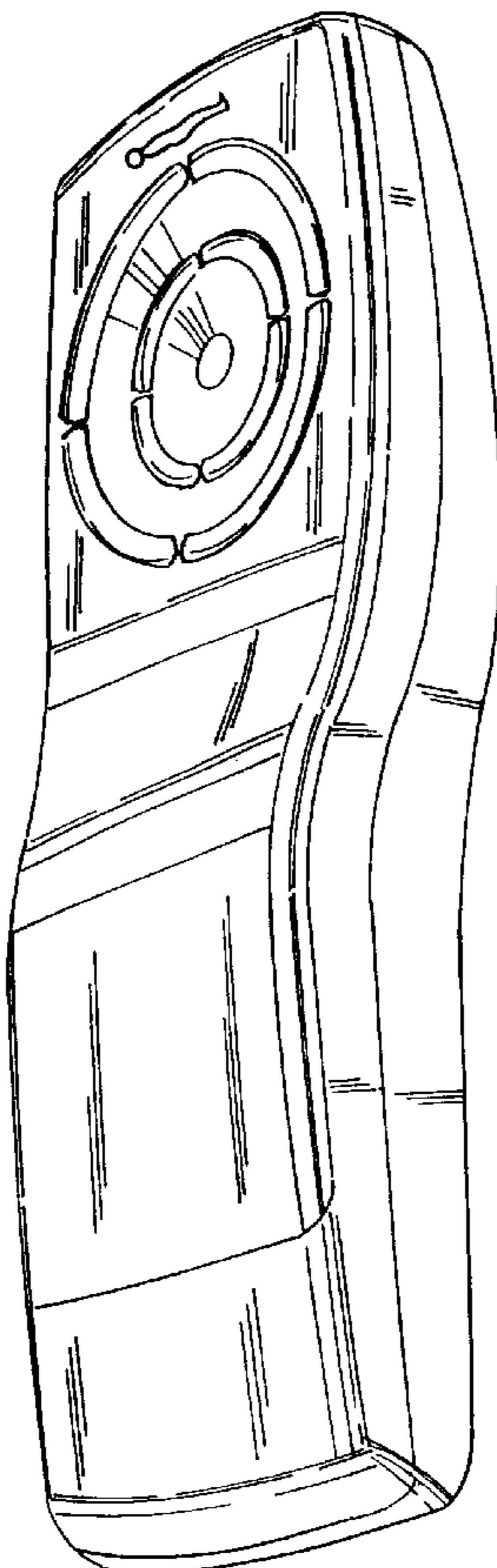
(57) **CLAIM**

The ornamental design for a remote control unit, as shown and described.

DESCRIPTION

FIG. 1 is a front elevational view showing my new design for a remote control unit;
FIG. 2 is a left side view thereof;
FIG. 3 is a perspective view of my new design viewed from below and to the right side thereof;
FIG. 4 is a top view thereof.
FIG. 5 is a bottom view thereof; and,
FIG. 6 is a rear elevational view thereof.
The right side of my new design remote control unit is the mirror image of the left side shown.

1 Claim, 3 Drawing Sheets



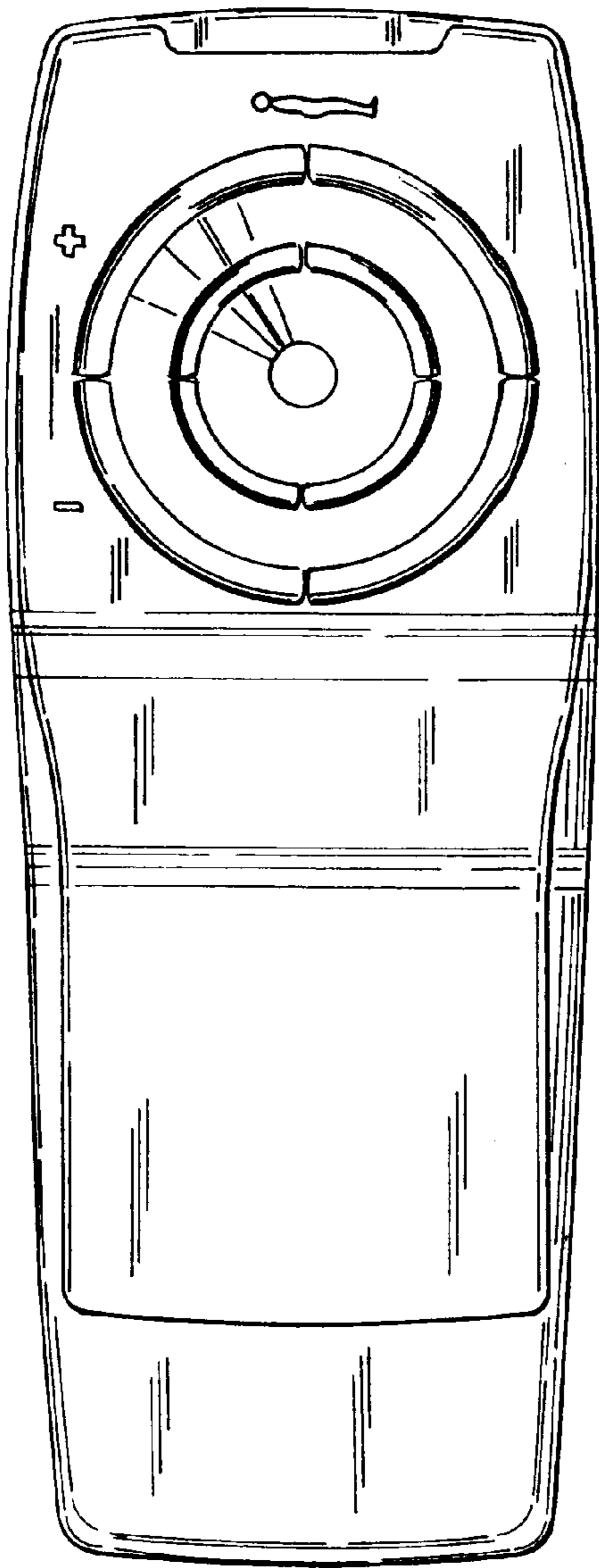


Fig. 1



Fig. 2

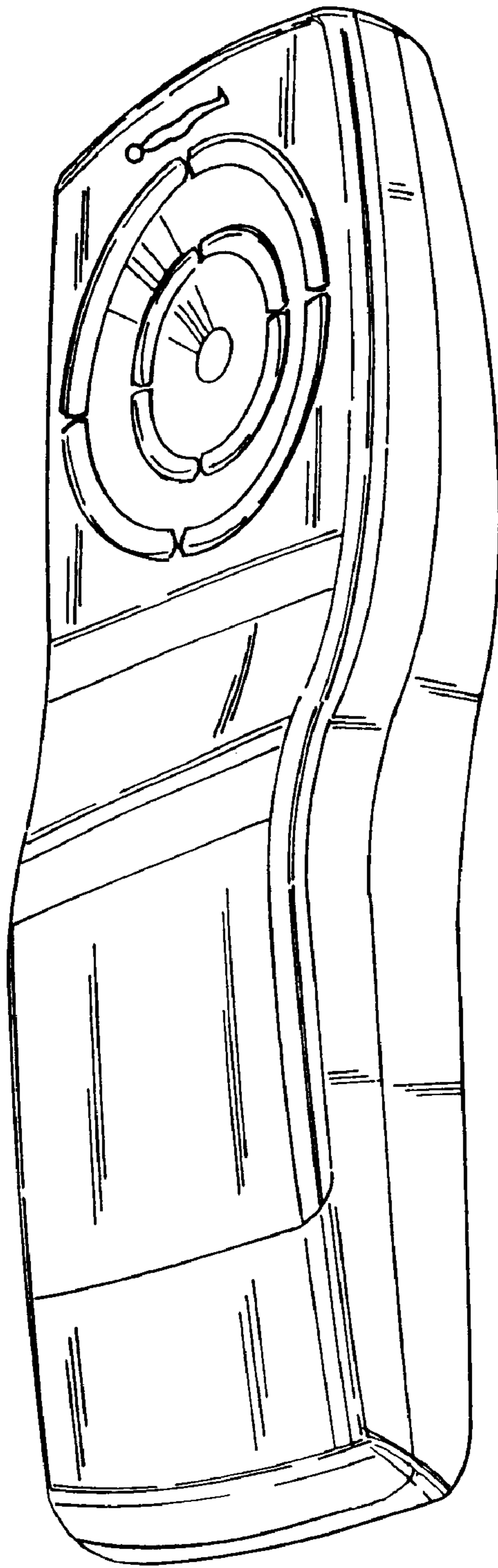


Fig. 3

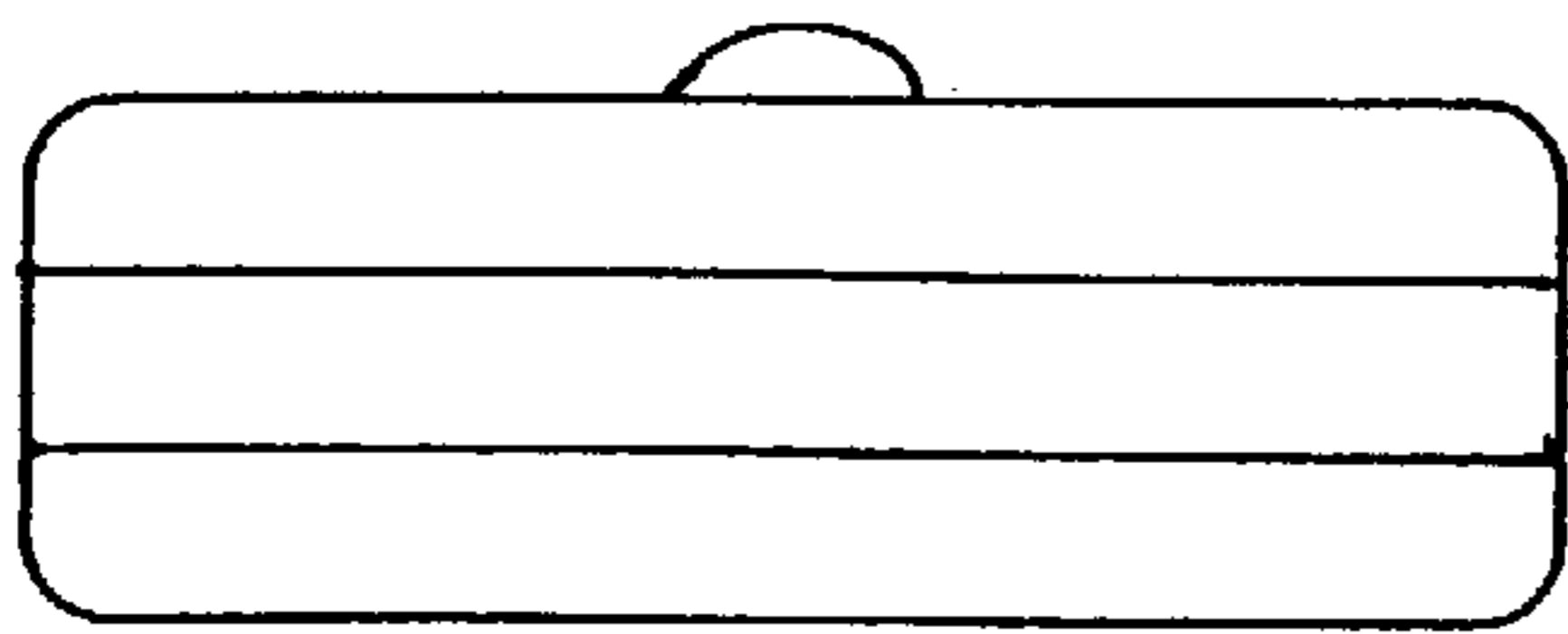


Fig. 4




Fig. 5




Fig. 6