



US00D481660S

(12) **United States Design Patent**
Super et al.

(10) **Patent No.: US D481,660 S**

(45) **Date of Patent: ** *Nov. 4, 2003**

(54) **SPIDER LICENSE FRAME**

(75) **Inventors: Orion J. Super, Miami Lakes, FL (US); Hitesh K. Patel, Davie, FL (US)**

(73) **Assignee: Quest Industries, Inc., Miami, FL (US)**

(*) **Notice:** This patent is subject to a terminal disclaimer.

(**) **Term:** 14 Years

(21) **Appl. No.: 29/166,665**

(22) **Filed: Sep. 3, 2002**

(51) **LOC (7) Cl. 12-16**

(52) **U.S. Cl. D12/193**

(58) **Field of Search D12/193; D6/300-303, D6/310-314; 40/200-203, 207-216**

(56) **References Cited**

U.S. PATENT DOCUMENTS

- D361,971 S * 9/1995 Wang D12/193
- D366,236 S * 1/1996 Chu D12/193

- D366,441 S * 1/1996 Wu D12/193
- D421,947 S * 3/2000 Spencer D12/193
- D441,335 S * 5/2001 Hussaini et al. D12/193
- D441,704 S * 5/2001 Hussaini et al. D12/193
- D443,239 S * 6/2001 Hussaini et al. D12/193

* cited by examiner

Primary Examiner—Stacia Cadmus

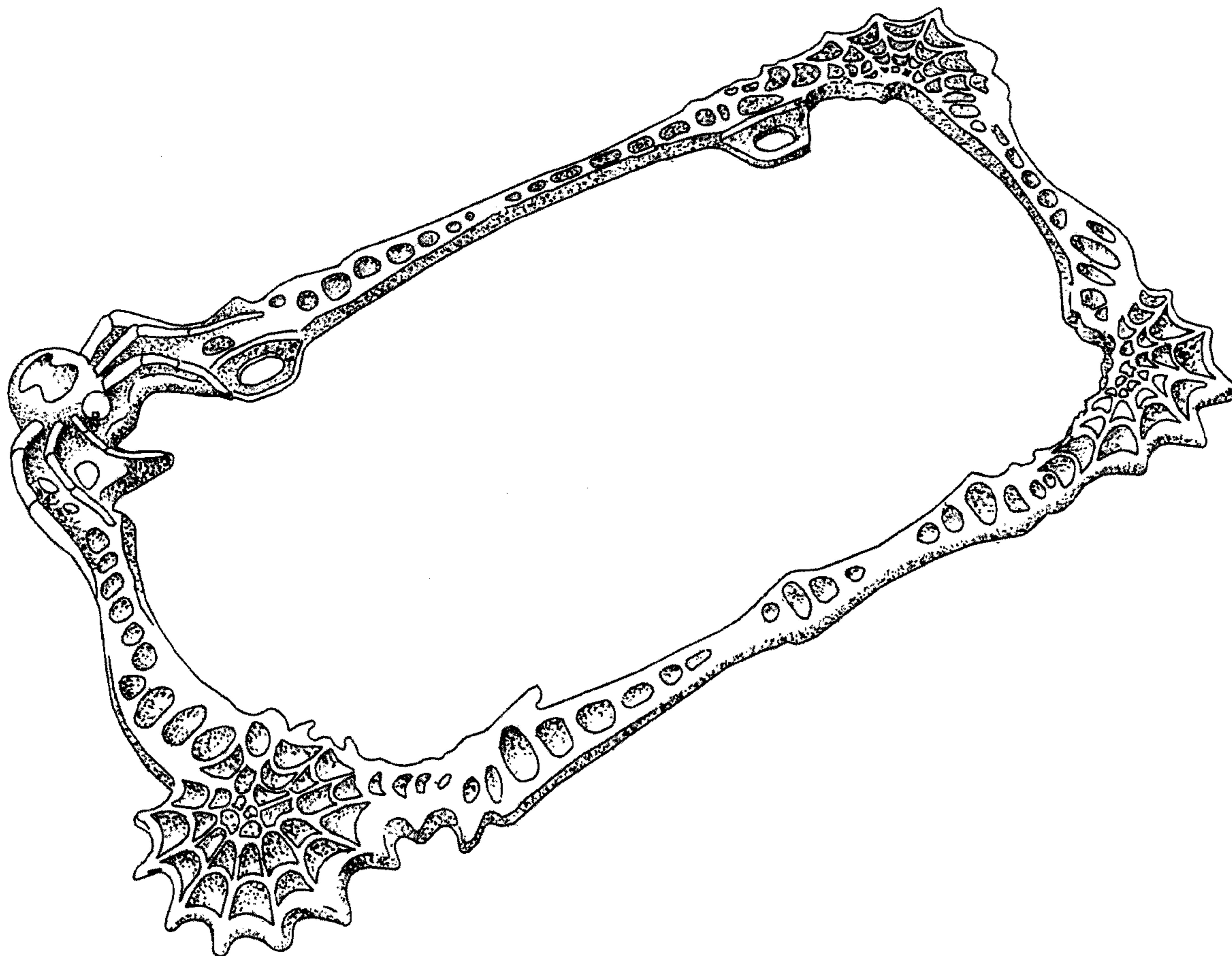
(57) **CLAIM**

The ornamental design for a spider license frame, as shown and described.

DESCRIPTION

FIG. 1 is a front perspective view of a spider license frame showing our new design.
 FIG. 2 is a front elevational view thereof.
 FIG. 3 is a rear elevational view thereof.
 FIG. 4 is a top elevational view thereof.
 FIG. 5 is a bottom elevational view thereof.
 FIG. 6 is a left side elevational view thereof; and,
 FIG. 7 is a right side elevational view thereof.

1 Claim, 5 Drawing Sheets



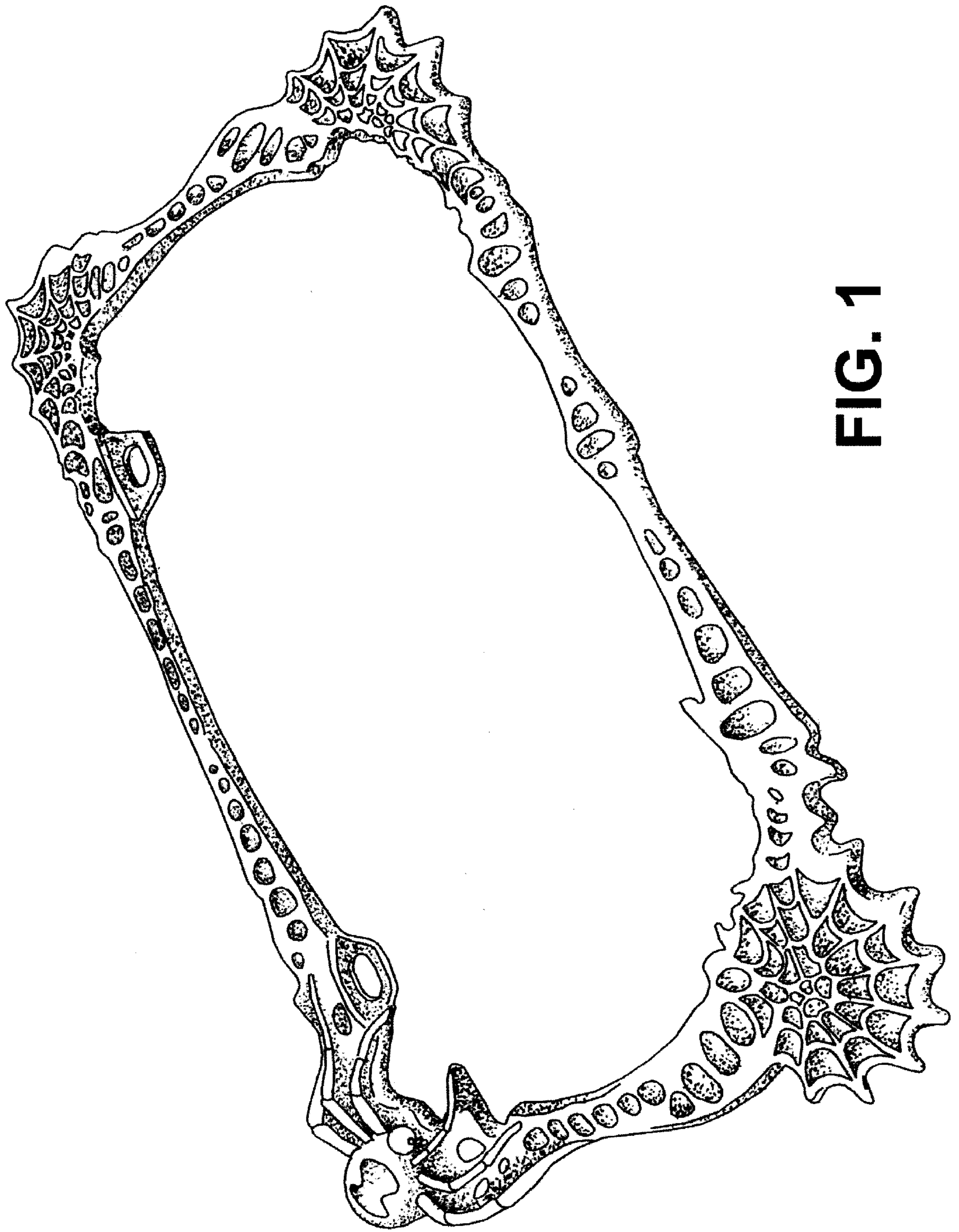


FIG. 1

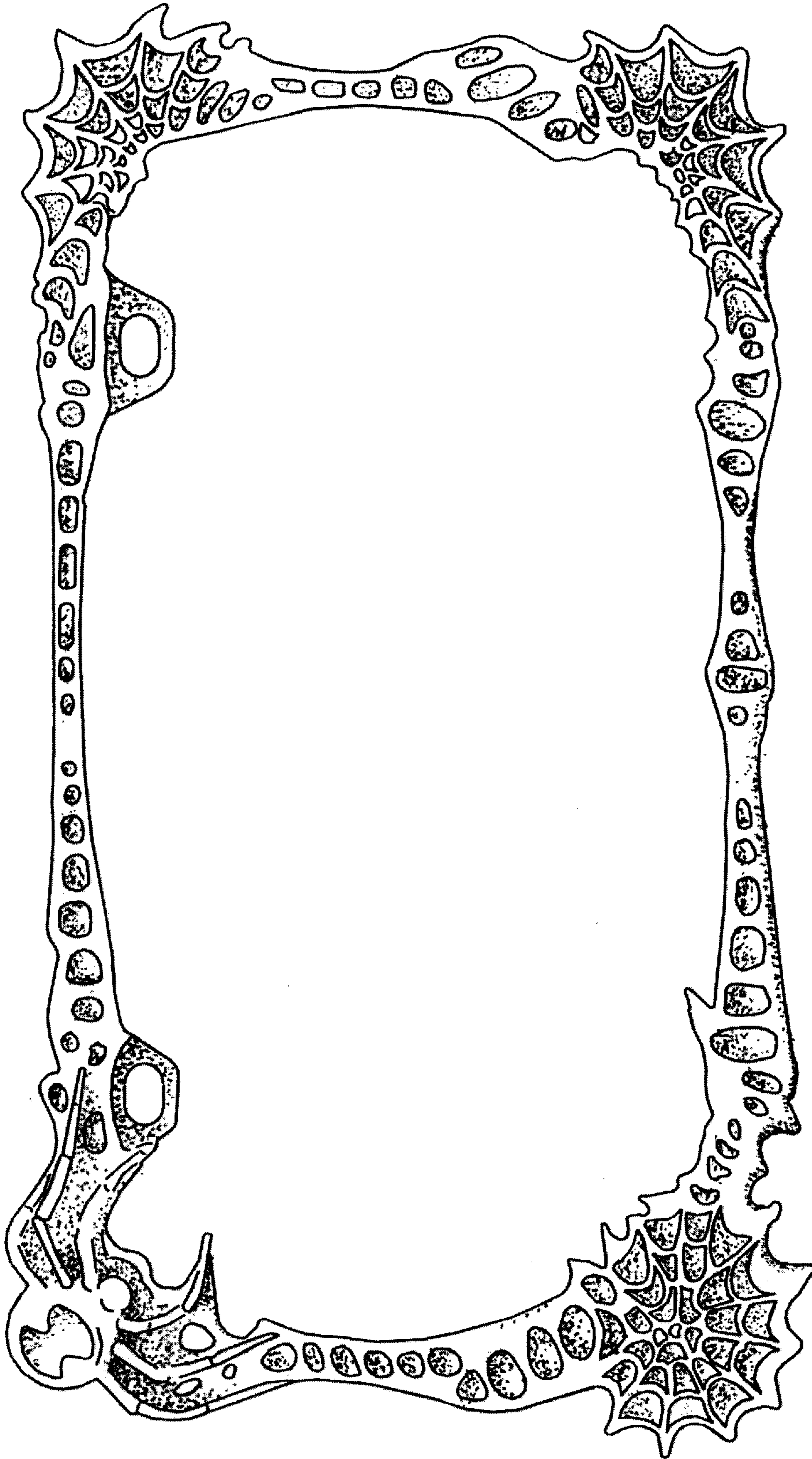


FIG. 2

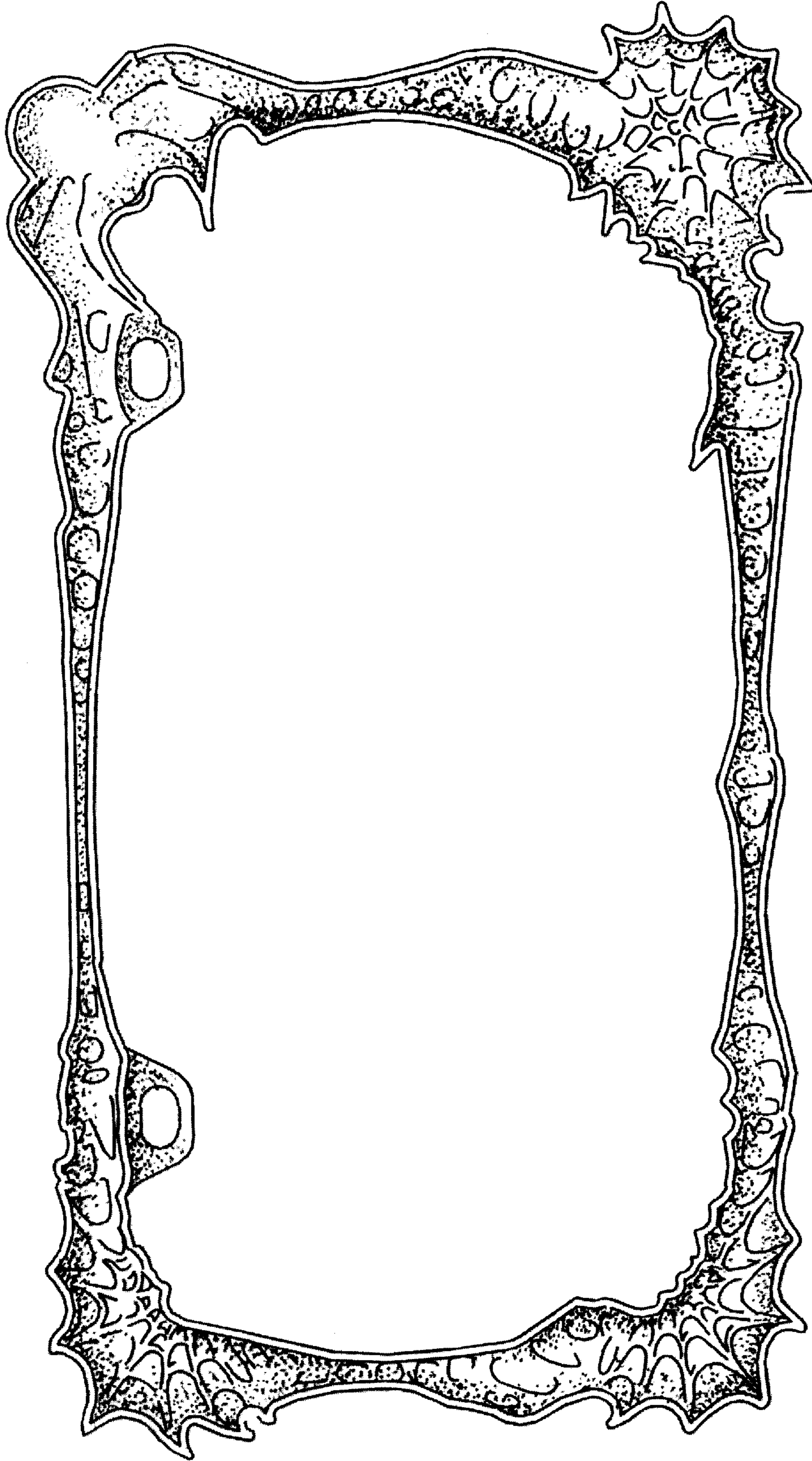


FIG. 3



FIG. 4



FIG. 5

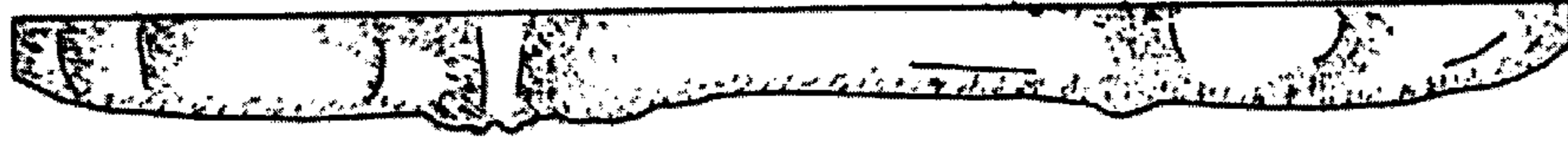


FIG. 7




FIG. 6