



US00D481655S

(12) **United States Design Patent**
McKee

(10) **Patent No.:** **US D481,655 S**

(45) **Date of Patent:** **** Nov. 4, 2003**

(54) **SAUCER SLED**

(75) **Inventor:** **Geoffrey A. McKee**, San Carlos, CA (US)

(73) **Assignee:** **Wham-O, Inc.**, Emeryville, CA (US)

(**) **Term:** **14 Years**

(21) **Appl. No.:** **29/156,974**

(22) **Filed:** **Mar. 8, 2002**

(51) **LOC (7) Cl.** **12-14**

(52) **U.S. Cl.** **D12/11**

(58) **Field of Search** D12/6, 11; 280/845, 280/14.1, 16, 18.1, 21.1, 22, 22.1, 28.11; D21/769-770, 759-760, 766; 441/65, 67-68, 74, 129, 135

(56) **References Cited**

U.S. PATENT DOCUMENTS

2,493,315	A	*	1/1950	Ruka	280/18.1
2,615,495	A	*	10/1952	Hilliker	280/18.1 X
2,762,063	A	*	9/1956	Quinn	441/67
2,826,423	A	*	3/1958	Erickson	280/18.1

2,826,424	A	*	3/1958	Erickson	280/18.1
2,971,767	A	*	2/1961	Eaton	280/1.81
3,125,374	A	*	3/1964	MacLoed	280/18.1
3,352,567	A	*	11/1967	Swanson	280/18.1
3,581,328	A	*	6/1971	Smith	441/67
3,628,206	A	*	12/1971	Mecham	280/18.1
D226,633	S	*	4/1973	Beck	D21/769
D232,964	S	*	9/1974	Beck	D21/769
D402,590	S	*	12/1998	Fireman	D12/11

* cited by examiner

Primary Examiner—Nelson C. Holtje

(74) *Attorney, Agent, or Firm*—Kolisch Hartwell, P.C.

(57) **CLAIM**

The ornamental design for a saucer sled, as shown and described.

DESCRIPTION

FIG. 1 is a perspective view of the saucer sled constructed in accordance with the present invention; FIG. 2 is a top plan view (and bottom plan view) of the sled of FIG. 1; and, FIG. 3 is a side view of the sled of FIG. 1.

1 Claim, 1 Drawing Sheet

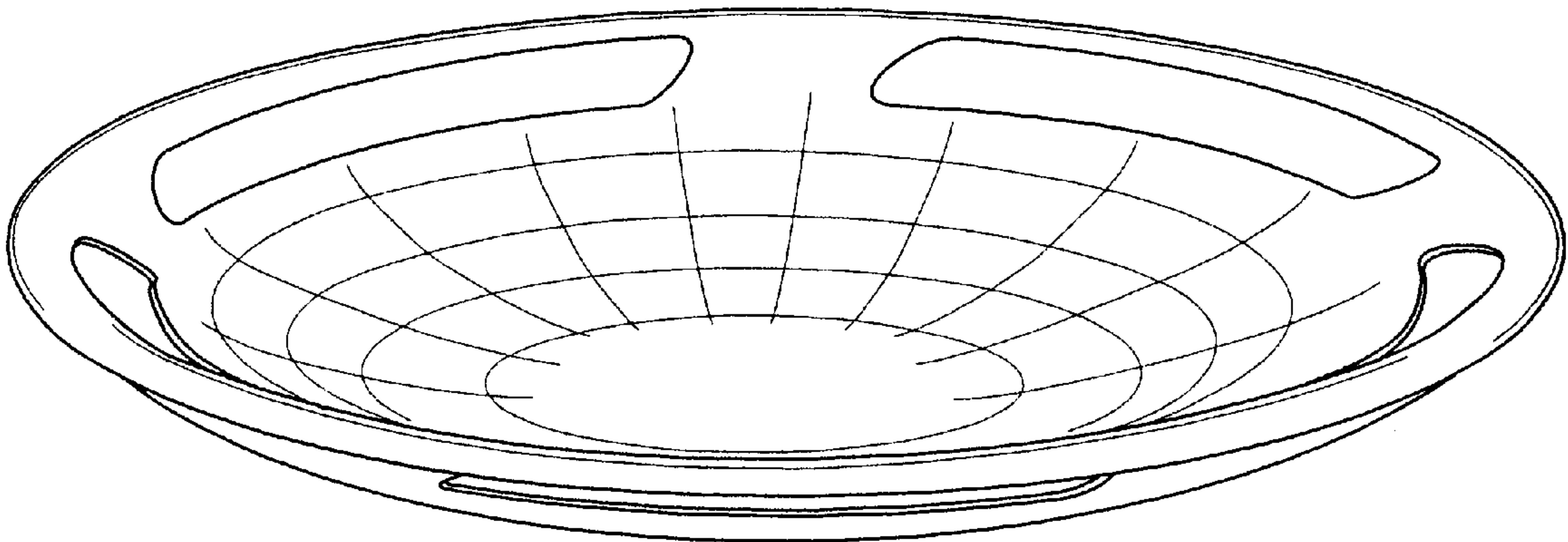


FIG. 1

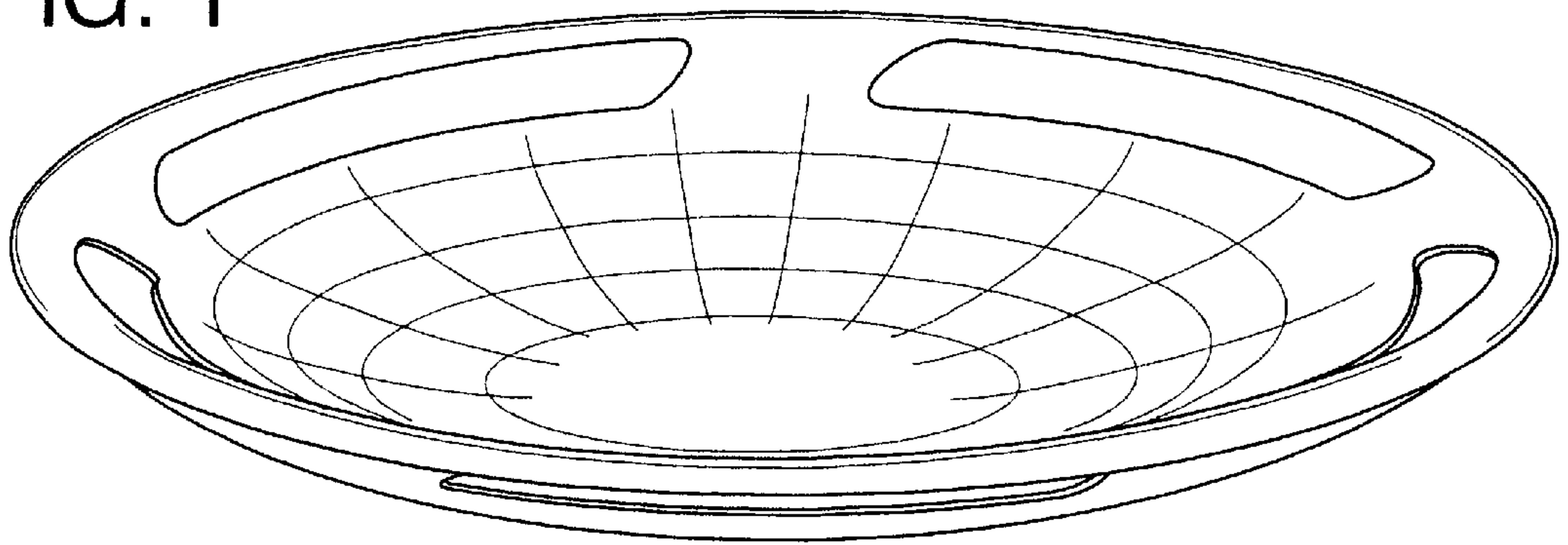


FIG. 2

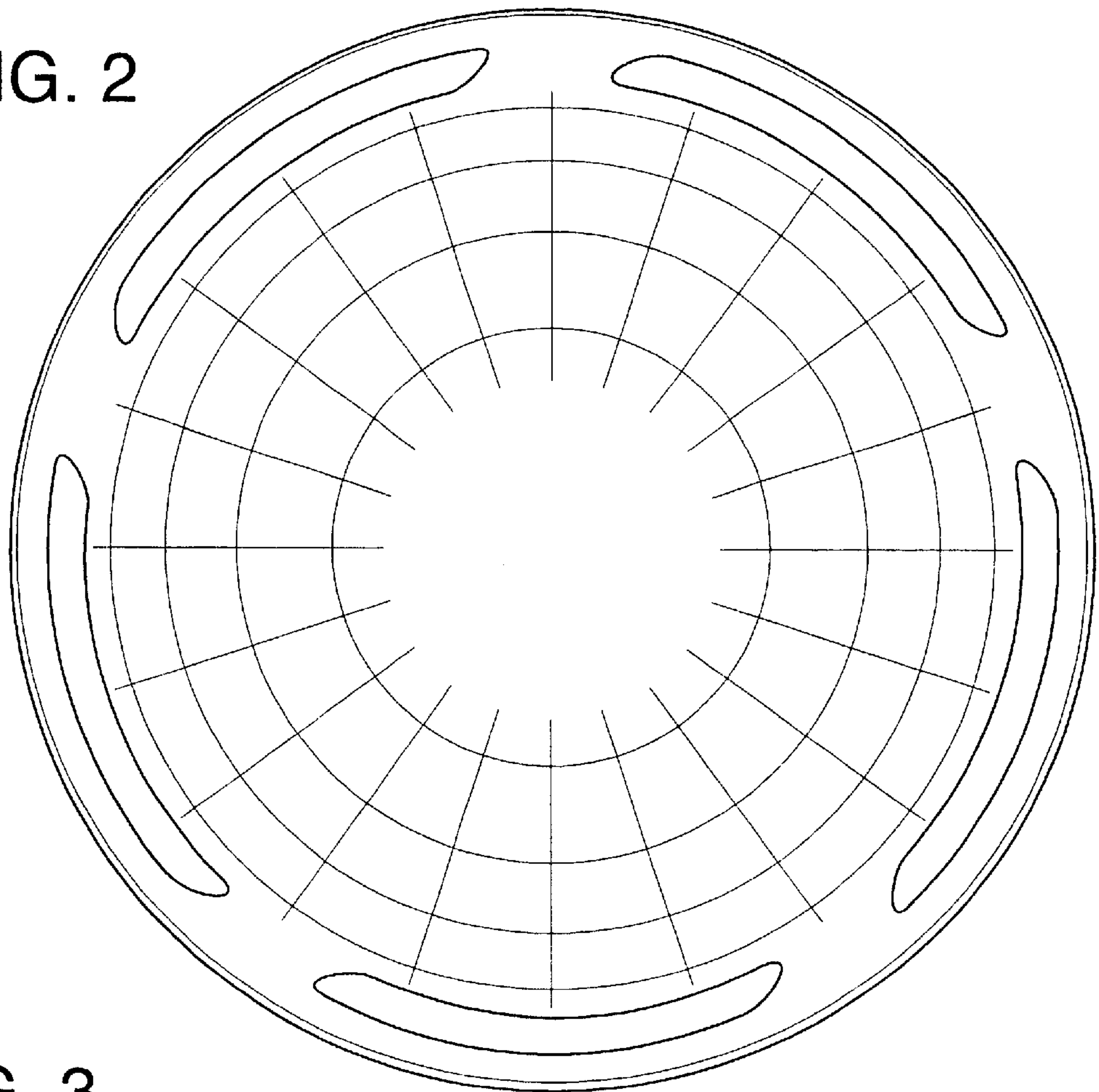


FIG. 3

