



US00D481650S

(12) **United States Design Patent**
Sung et al.

(10) **Patent No.:** **US D481,650 S**

(45) **Date of Patent:** **** Nov. 4, 2003**

(54) **DIAMOND**

(75) Inventors: **Si Ying Sung**, New York, NY (US);
Kuo Jui Chao, New York, NY (US)

(73) Assignee: **M. Fabrikant & Sons, Inc.**, New York,
NY (US)

(**) Term: **14 Years**

(21) Appl. No.: **29/168,001**

(22) Filed: **Sep. 25, 2002**

(51) **LOC (7) Cl.** **11-01**

(52) **U.S. Cl.** **D11/90**

(58) **Field of Search** D11/1-2, 26-29,
D11/89-92; 63/26-29, 32

(56) **References Cited**

U.S. PATENT DOCUMENTS

D35,938 S	*	6/1902	Schenck	D11/90
3,585,764 A	*	6/1971	Huisman et al.	451/58
D379,072 S	*	5/1997	Yuan	D11/90
D379,073 S	*	5/1997	Yuan	D11/90
D382,225 S	*	8/1997	Yuan	D11/90

D439,196 S	*	3/2001	Tolkowsky	D11/90
D469,033 S	*	1/2003	Siebenberg	D11/90
D469,034 S	*	1/2003	Yuan	D11/90

* cited by examiner

Primary Examiner—Ralf Seifert

(74) *Attorney, Agent, or Firm*—Levisohn, Lerner, Berger &
Langsam, LLP

(57) **CLAIM**

The ornamental design for a diamond, shown and described
in the drawings.

DESCRIPTION

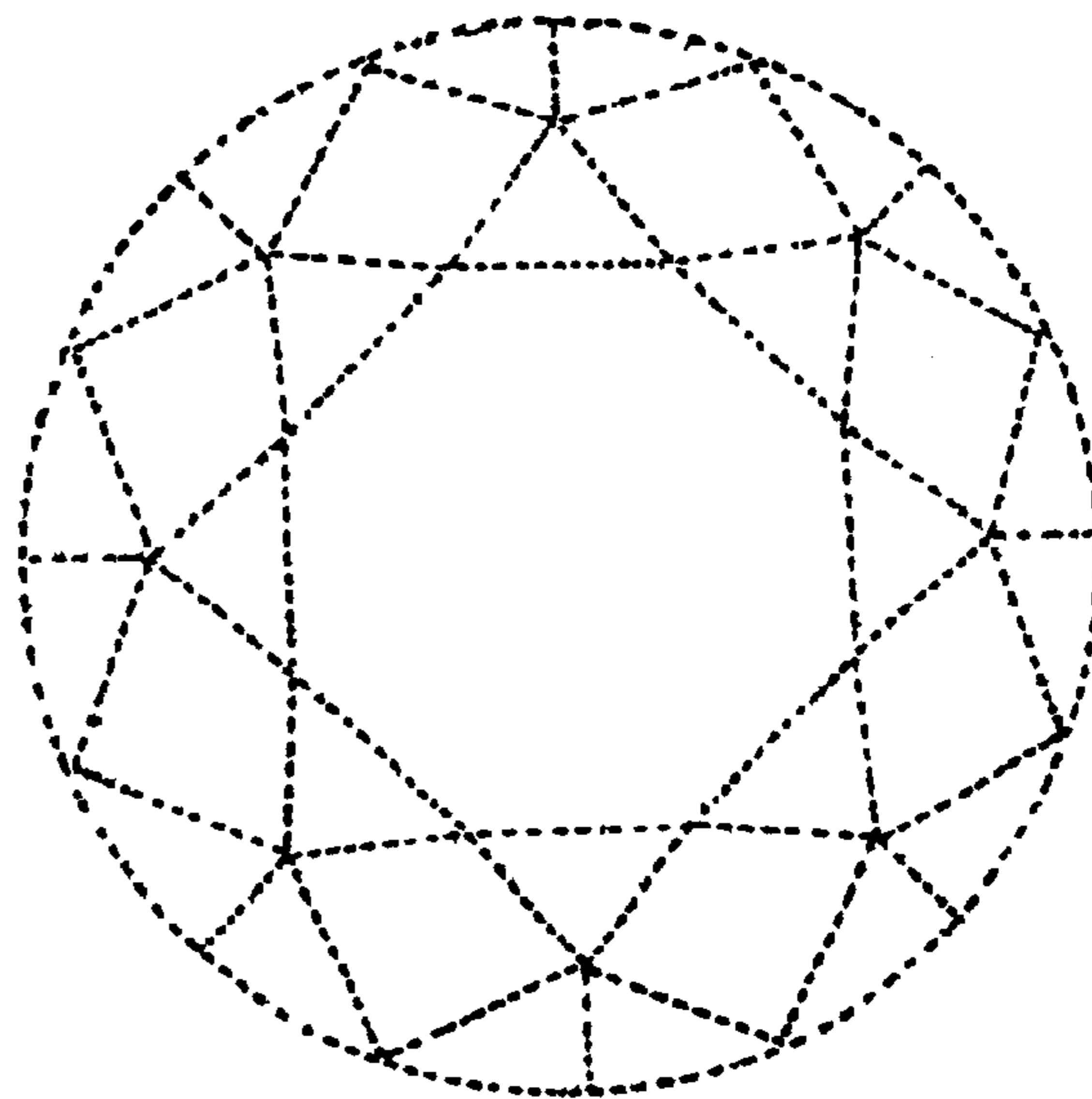

FIG. 1 is a bottom plan view of a diamond showing my new
design;

FIG. 2 is a side elevational view; and,

FIG. 3 is a top plan view, it being understood that the broken
lines are for illustrative purposes only and form no part of
the claimed design.

The portions of the stone shown in broken lines in FIGS. 1-5
are for environmental purposes only and form no part of the
claimed design.

1 Claim, 1 Drawing Sheet






FIG. 1

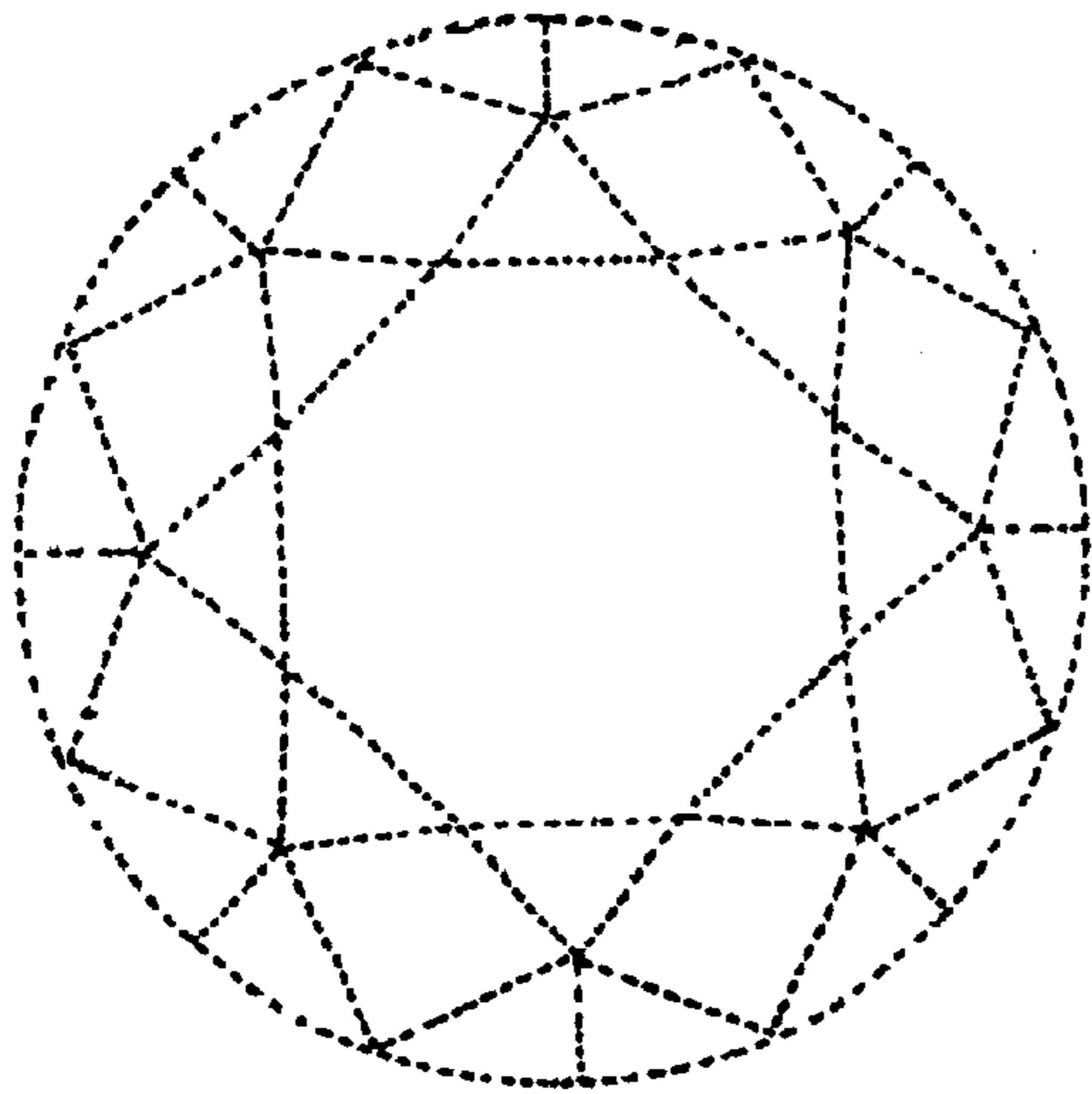


FIG. 3

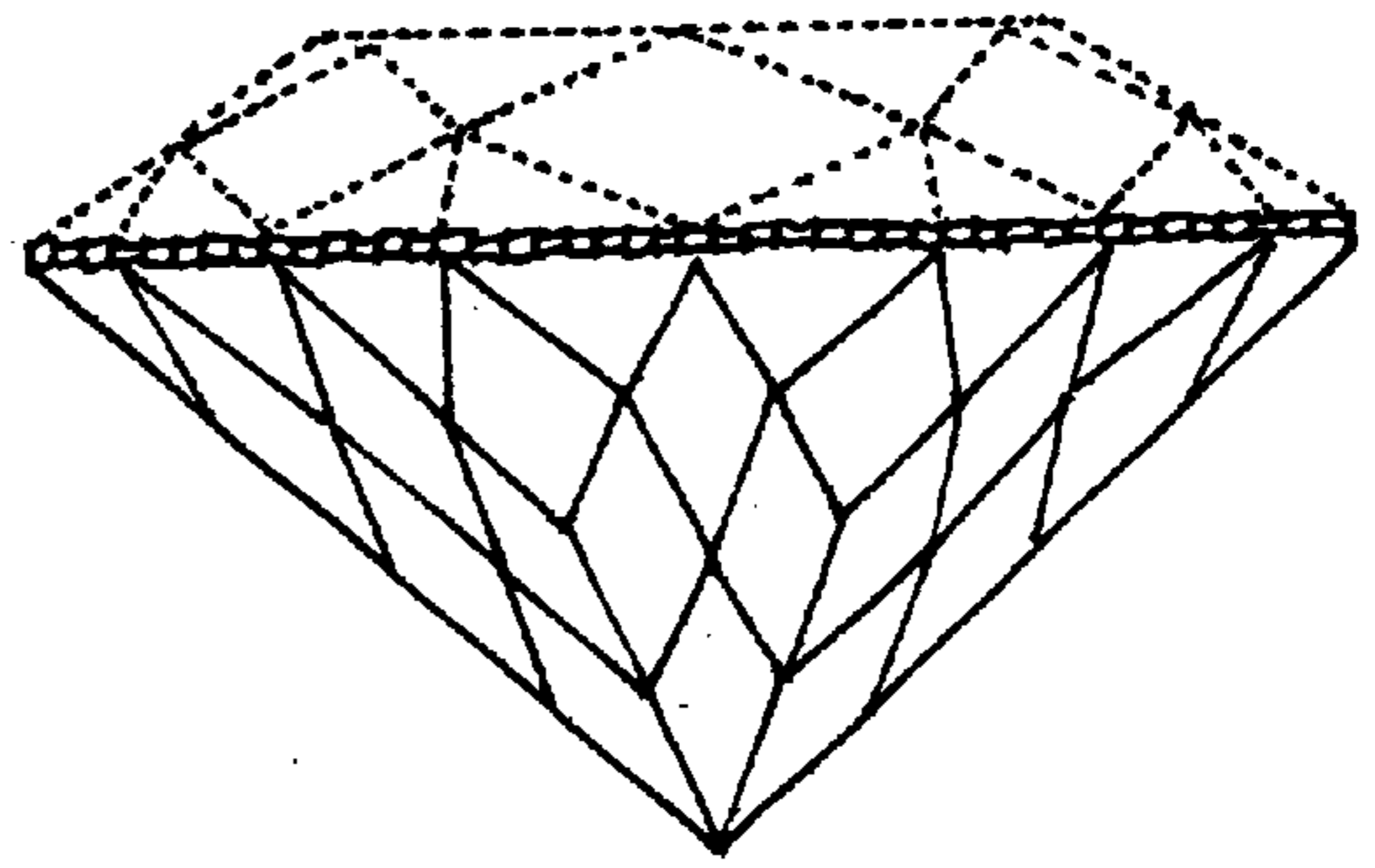


FIG. 2