



US00D481648S

(12) **United States Design Patent**
Polverini

(10) **Patent No.:** **US D481,648 S**

(45) **Date of Patent:** **** Nov. 4, 2003**

(54) **PENDANT**

D443,225 S * 6/2001 Naor D11/101
D467,832 S * 12/2002 Pinto D11/83

(75) Inventor: **Roberto Polverini, Arezzo (IT)**

* cited by examiner

(73) Assignee: **Nuova Jolly Oreficerie S.P.A., Arezzo (IT)**

Primary Examiner—Ralf Seifert

(74) *Attorney, Agent, or Firm*—Young & Thompson

(**) Term: **14 Years**

(57) **CLAIM**

(21) Appl. No.: **29/168,761**

The ornamental design for a pendant, as shown and described.

(22) Filed: **Oct. 9, 2002**

DESCRIPTION

(51) **LOC (7) Cl.** **11-01**

(52) **U.S. Cl.** **D11/83**

(58) **Field of Search** D11/1, 2, 40, 43,
D11/48-49, 53-54, 79-83, 86, 95, 99, 101,
102, 107, 226; 63/12, 18-20, 23

FIG. 1 is a front elevational view of a pendant showing my new design;

FIG. 2 is a rear elevational view;

FIG. 3 is a side elevational view;

FIG. 4 is a side elevational view showing the side opposite FIG. 3;

FIG. 5 is a top perspective view shown with the bail in an alternate position; and,

FIG. 6 is a bottom perspective view shown with the bail in an alternate position.

(56) **References Cited**

U.S. PATENT DOCUMENTS

D69,648 S * 3/1926 Goodman D11/101
D187,546 S * 3/1960 Craven D11/543
D199,792 S * 12/1964 Frankenthaler D11/105
D342,919 S * 1/1994 Levy D11/101

1 Claim, 1 Drawing Sheet



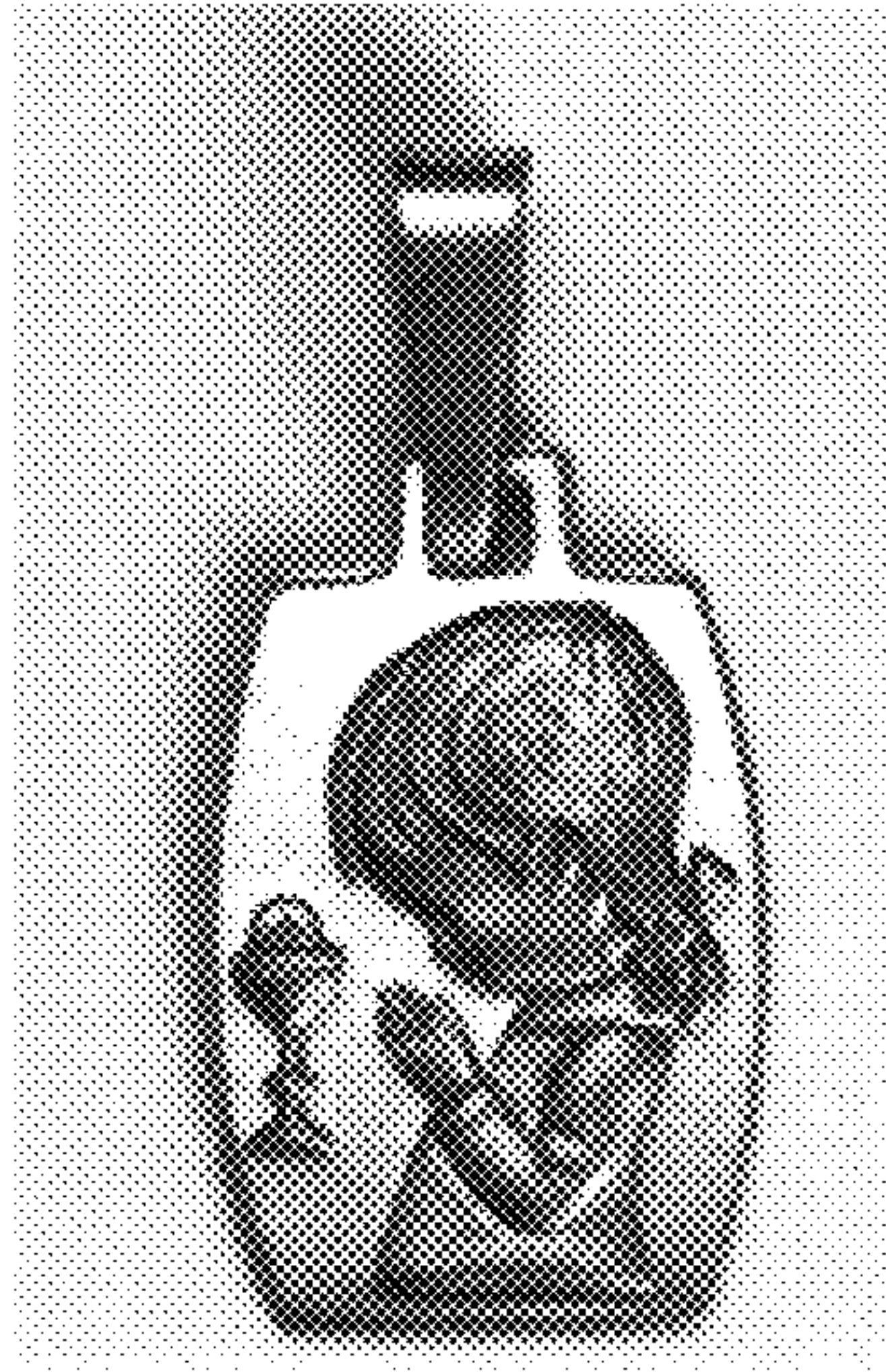


FIG. 1




FIG. 2




FIG. 3




FIG. 4




FIG. 5




FIG. 6